

price list  
july 1st, 2016



**knú**<sup>®</sup>  
CONTRACT

L A Z B O Y<sup>®</sup>  
CONTRACT FURNITURE

# Price List Table of Contents

	Page
<b>Knú Contract Index by Model Number</b> .....	3
<b>La-Z-Boy Contract Furniture Index by Model Number</b> .....	5
<b>Terms &amp; Conditions</b> .....	6
<b>Warranty Information</b> .....	7
<b>GSA Information</b> .....	8
<b>Finishes &amp; Moisture Barrier Options</b> .....	9
<b>Fabric Repeats</b> .....	10
<b>COM/COL</b> .....	11
<b>COM/COL Form</b> .....	12
<b>CAL 117/CAL 133 &amp; UL Listing</b> .....	13
<b>Textile Programs</b> .....	14
Carded Fabric Program..... 14	
Arc Com..... 15	
Architex..... 16	
CF Stinson..... 18	
DesignTex..... 19	
Maharam..... 21	
Mayer Fabrics..... 23	
Momentum..... 24	
<b>Knú Contract Product Pages</b> .....	26-170
<b>Knú Metal Guest/Visitor and Tandem Seating</b> .....	28
Kadia..... 29	
Koncert Visitor..... 47	
<b>Knú Wood Guest/Visitor and Tandem Seating</b> .....	66
Kadia Wood..... 67	
Koncert Wood..... 85	
<b>Knú Lounge/Tandem and Bariatric Seating</b> .....	104
Kascade..... 105	
Kody..... 117	
Koncert Lounge..... 131	
Koncert Upholstered..... 143	
<b>Knú Occasional Tables</b> .....	156
Koncert Tables..... 157	
<b>Knú Recliner Collections</b> .....	160
K-Komfort..... 162	
Kure..... 168	
<b>La-Z-Boy Contract Furniture Product Pages</b> .....	174-271
<b>La-Z-Boy Metal Guest/Visitor and Tandem Seating</b> .....	176
Companion..... 177	
Gratzi..... 179	
Sparta..... 181	
<b>La-Z-Boy Hip Chairs</b> .....	183
Sparta..... 183	
<b>La-Z-Boy Wood Guest/Visitor and Tandem Seating</b> .....	184
Florin..... 185	
Odeon Public Seating..... 187	
<b>La-Z-Boy Metal Bariatric Visitor Seating</b> .....	190
Companion..... 191	
Gratzi..... 192	
Sparta..... 193	
<b>La-Z-Boy Wood Bariatric Visitor Seating</b> .....	194
Florin..... 195	
Odeon Public Seating..... 196	
<b>La-Z-Boy Upholstered Lounge/Tandem Seating</b> .....	198
Assymble..... 199	
Dialogue..... 215	
Odeon Lounge..... 216	
<b>La-Z-Boy Bench Seating</b> .....	210
Assymble..... 210	
<b>La-Z-Boy Recliner Collections</b> .....	220
Healthcare Recliners..... 225	
Orthopedic Recliners..... 231	
Bariatric..... 245	
Rocker Recliners..... 251	
Mobile Rocker..... 252	
Room Saver Recliners..... 253	
<b>La-Z-Boy Glider Collections</b> .....	258
Harmony Glider..... 259	
<b>La-Z-Boy Sleeper &amp; Sleep Chair Collections</b> .....	260
EV Collection..... 261	
Florin..... 262	
Harmony..... 263	
Max..... 265	
Rēma..... 266	
<b>La-Z-Boy Occasional Table Collections</b> .....	268
Gratzi..... 269	
Odeon Six Tables..... 270	
Odeon Seven Tables..... 271	

## Knú Contract Index by Model Number

Model	Page	Model	Page	Model	Page	Model	Page	Model	Page
K0010.....	168	KAD301BCJ.....	41	KAW10BHPJ.....	70	KAW301BRW.....	82	KOL10BPU.....	132
K0107.....	170	KAD301BCPJ.....	41	KAW10BHPU.....	70	KAW301J.....	77	KOL10BPW.....	132
K0167.....	172	KAD301BCPW.....	41	KAW10BHPW.....	70	KAW301PJ.....	77	KOL10BU.....	132
K9004.....	162	KAD301BCU.....	41	KAW10BHU.....	70	KAW301PU.....	77	KOL10BW.....	132
K9005.....	164	KAD301BCW.....	41	KAW10BHW.....	70	KAW301PW.....	77	KOL10PU.....	131
K9006.....	165	KAD301BLJ.....	42	KAW10BJ.....	69	KAW301U.....	77	KOL10PW.....	131
K9014.....	163	KAD301BLPJ.....	42	KAW10BPJ.....	69	KAW301W.....	77	KOL10U.....	131
K9015.....	164	KAD301BLPU.....	42	KAW10BPU.....	69	KAW301J.....	76	KOL10W.....	131
K9016.....	165	KAD301BLPW.....	42	KAW10BPW.....	69	KAW301P.....	76	KOL201BLPU.....	135
K9204.....	162	KAD301BLU.....	42	KAW10BU.....	69	KAW301PU.....	76	KOL201BLPW.....	135
K9214.....	163	KAD301BLW.....	42	KAW10BW.....	69	KAW301PW.....	76	KOL201BLU.....	135
K9L04.....	167	KAD301BRJ.....	44	KAW10HPJ.....	68	KAW301U.....	76	KOL201BLW.....	135
K9L14.....	167	KAD301BRPJ.....	44	KAW10HPU.....	68	KAW301W.....	76	KOL201BRPU.....	136
K9P04.....	166	KAD301BRPU.....	44	KAW10HPW.....	68	KAW311BLJ.....	81	KOL201BRPW.....	136
K9P14.....	166	KAD301BRPW.....	44	KAW10HU.....	68	KAW311BLPJ.....	81	KOL201BRU.....	136
KAD10BHJ.....	32	KAD301BRU.....	44	KAW10HW.....	68	KAW311BLPU.....	81	KOL201BRW.....	136
KAD10BHPJ.....	32	KAD301BRW.....	44	KAW10J.....	68	KAW311BLPW.....	81	KOL201PU.....	134
KAD10BHPU.....	32	KAD301J.....	39	KAW10J.....	67	KAW311BLU.....	81	KOL201PW.....	134
KAD10BHPW.....	32	KAD301PJ.....	39	KAW10PJ.....	67	KAW311BLW.....	81	KOL201U.....	134
KAD10BHU.....	32	KAD301PU.....	39	KAW10PU.....	67	KAW311BRJ.....	83	KOL201W.....	134
KAD10BHW.....	32	KAD301PW.....	39	KAW10PW.....	67	KAW311BRPJ.....	83	KOL201U.....	134
KAD10BJ.....	31	KAD301U.....	39	KAW10U.....	67	KAW311BRPU.....	83	KOL201U.....	134
KAD10BPJ.....	31	KAD301W.....	39	KAW10W.....	67	KAW311BRPW.....	83	KOL201U.....	134
KAD10BPU.....	31	KAD301J.....	38	KAW201BLJ.....	74	KAW311BRU.....	83	KOL20U.....	133
KAD10BPW.....	31	KAD301PJ.....	38	KAW201BLPJ.....	74	KAW311BRW.....	83	KOL20W.....	133
KAD10BU.....	31	KAD301PU.....	38	KAW201BLPU.....	74	KAW311J.....	78	KOL301BCPU.....	139
KAD10BW.....	31	KAD301PW.....	38	KAW201BLPW.....	74	KAW311IPJ.....	78	KOL301BCW.....	139
KAD10HJ.....	30	KAD301U.....	38	KAW201BLU.....	74	KAW311IPU.....	78	KOL301BCW.....	139
KAD10HPJ.....	30	KAD301W.....	38	KAW201BLW.....	74	KAW311IPW.....	78	KOL301BLPU.....	140
KAD10HPU.....	30	KAD311BLJ.....	43	KAW201BRJ.....	75	KAW311IU.....	78	KOL301BLPW.....	140
KAD10HPW.....	30	KAD311BLPJ.....	43	KAW201BRPJ.....	75	KAW311IW.....	78	KOL301BLU.....	140
KAD10HU.....	30	KAD311BLPU.....	43	KAW201BRPU.....	75	KOD10BF.....	118	KOL301BLW.....	140
KAD10HW.....	30	KAD311BLPW.....	43	KAW201BRW.....	75	KOD10BU.....	118	KOL301BRPU.....	141
KAD10J.....	29	KAD311BLU.....	43	KAW201BRU.....	75	KOD10BW.....	118	KOL301BRPW.....	141
KAD10PJ.....	29	KAD311BLW.....	43	KAW201BRW.....	75	KOD10F.....	117	KOL301BRU.....	141
KAD10PU.....	29	KAD311BRJ.....	45	KAW201J.....	72	KOD10U.....	117	KOL301BRW.....	141
KAD10PW.....	29	KAD311BRPJ.....	45	KAW201PJ.....	72	KOD10W.....	117	KOL301PU.....	138
KAD10U.....	29	KAD311BRPU.....	45	KAW201PU.....	72	KOD20F.....	119	KOL301PW.....	138
KAD10W.....	29	KAD311BRPW.....	45	KAW201PW.....	72	KOD201BLF.....	123	KOL301U.....	138
KAD201BLJ.....	36	KAD311BRU.....	45	KAW201U.....	72	KOD201BLU.....	123	KOL301W.....	138
KAD201BLPJ.....	36	KAD311BRW.....	45	KAW201W.....	72	KOD201BLW.....	123	KOL301U.....	138
KAD201BLPU.....	36	KAD311J.....	40	KAW201J.....	71	KOD201BRF.....	124	KOL301U.....	138
KAD201BLPW.....	36	KAD311PJ.....	40	KAW201PJ.....	71	KOD201BRU.....	124	KOL30PW.....	137
KAD201BLU.....	36	KAD311PU.....	40	KAW201PU.....	71	KOD201BRW.....	124	KOL30U.....	137
KAD201BLW.....	36	KAD311PW.....	40	KAW201PW.....	71	KOD201IF.....	120	KOL30W.....	137
KAD201BRJ.....	37	KAD311U.....	40	KAW201U.....	71	KOD201TF.....	122	KOT10BHPU.....	50
KAD201BRPJ.....	37	KAD311W.....	40	KAW201W.....	71	KOD201TU.....	122	KOT10BHPW.....	50
KAD201BRPU.....	37	KAS10A.....	105	KAW201J.....	73	KOD201TW.....	122	KOT10BHU.....	50
KAD201BRPW.....	37	KAS10BA.....	107	KAW211J.....	73	KOD201U.....	120	KOT10BHW.....	50
KAD201BRU.....	37	KAS10BF.....	107	KAW211PU.....	73	KOD201U.....	120	KOT10BPU.....	49
KAD201BRW.....	37	KAS10F.....	105	KAW211PW.....	73	KOD201W.....	120	KOT10BPW.....	49
KAD201J.....	34	KAS10F.....	105	KAW211U.....	73	KOD201W.....	121	KOT10BPW.....	49
KAD201PJ.....	34	KAS13A.....	106	KAW211U.....	73	KOD201TF.....	121	KOT10BU.....	49
KAD201PU.....	34	KAS13BA.....	108	KAW211W.....	73	KOD201TU.....	121	KOT10BW.....	49
KAD201PW.....	34	KAS13BF.....	108	KAW211W.....	73	KOD201TW.....	121	KOT10HPU.....	48
KAD201U.....	34	KAS13F.....	106	KAW301BCJ.....	79	KOD201U.....	119	KOT10HPW.....	48
KAD201W.....	34	KAS18A.....	109	KAW301BCPJ.....	79	KOD201U.....	119	KOT10HU.....	48
KAD20J.....	33	KAS18F.....	109	KAW301BCPU.....	79	KOD201W.....	125	KOT10HW.....	48
KAD20PJ.....	33	KAS20A.....	110	KAW301BCPW.....	79	KOD301F.....	127	KOT10PW.....	47
KAD20PU.....	33	KAS20F.....	110	KAW301BCU.....	79	KOD301BCU.....	127	KOT10PW.....	47
KAD20PW.....	33	KAS23A.....	111	KAW301BCW.....	79	KOD301BCW.....	127	KOT10U.....	47
KAD20U.....	33	KAS23F.....	111	KAW301BCW.....	79	KOD301BCW.....	127	KOT10U.....	47
KAD20W.....	33	KAS28A.....	112	KAW301BLJ.....	80	KOD301BLF.....	128	KOT10W.....	47
KAD211J.....	35	KAS28F.....	112	KAW301BLPU.....	80	KOD301BLU.....	128	KOT15T.....	65, 142
KAD211PJ.....	35	KAS30A.....	113	KAW301BLPW.....	80	KOD301BLU.....	128	KOT2020.....	157
KAD211PU.....	35	KAS30F.....	113	KAW301BLU.....	80	KOD301BLW.....	128	KOT201BLPW.....	54
KAD211PW.....	35	KAS33A.....	114	KAW301BLW.....	80	KOD301BRF.....	129	KOT201BLU.....	54
KAD211U.....	35	KAS33F.....	114	KAW301BRJ.....	82	KOD301BRU.....	129	KOT201BLW.....	54
KAD211W.....	35	KAS38A.....	115	KAW301BRPJ.....	82	KOD301BRW.....	129	KOT201BLW.....	54
KAD301BCPU.....	41	KAS38F.....	115	KAW301BRPU.....	82	KOD301F.....	126	KOT201PPLU.....	54
		KAW10BHJ.....	70	KAW301BRW.....	82	KOD301U.....	126	KOT201BRPU.....	55
				KAW301BRU.....	82	KOD301W.....	126	KOT201BRPW.....	55
						KOD301U.....	125	KOT201BRU.....	55
						KOD301W.....	125	KOT201BRW.....	55

## Knú Contract Index by Model Number

<u>Model</u>	<u>Page</u>	<u>Model</u>	<u>Page</u>	<u>Model</u>	<u>Page</u>
KOT20IPU.....	52	KOU30IBCF.....	151	KOW30U.....	94
KOT20IPW.....	52	KOU30IBCU.....	151	KOW31I.....	96
KOT20IU.....	52	KOU30IBCW.....	151	KOW31IBL.....	99
KOT20IW.....	52	KOU30IBLF.....	152	KOW31IBLP.....	99
KOT20PU.....	51	KOU30IBLU.....	152	KOW31IBLPU.....	99
KOT20PW.....	51	KOU30IBLW.....	152	KOW31IBLU.....	99
KOT20U.....	51	KOU30IBRF.....	153	KOW31IBR.....	101
KOT20W.....	51	KOU30IBRU.....	153	KOW31IBR.....	101
KOT21IPU.....	53	KOU30IBRW.....	153	KOW31IBRPU.....	101
KOT21IPW.....	53	KOU30IF.....	150	KOW31IBRU.....	101
KOT21IU.....	53	KOU30IU.....	150	KOW31IP.....	96
KOT21IW.....	53	KOU30IW.....	150	KOW31IPU.....	96
KOT2420.....	157	KOU30U.....	149	KOW31IU.....	96
KOT24R.....	158	KOU30W.....	149	KTC03.....	64, 102
KOT30BCPU.....	59	KOU90T.....	103, 154	KTC05.....	46, 84
KOT30BCPW.....	59	KOW10.....	85	KTE03L.....	64
KOT30BCU.....	59	KOW10B.....	87	KTE03R.....	64
KOT30BCW.....	59	KOW10BH.....	88	KTE05L.....	46
KOT30IBLPU.....	60	KOW10BHP.....	88	KTE05R.....	46
KOT30IBLPW.....	60	KOW10BHPU.....	88	KTI03.....	64, 102
KOT30IBLU.....	60	KOW10BHU.....	88	KTI05.....	46, 84
KOT30IBLW.....	60	KOW10BP.....	87	KWE03L.....	102
KOT30IBRPU.....	62	KOW10BPU.....	87	KWE03R.....	102
KOT30IBRPW.....	62	KOW10BU.....	87	KWE05L.....	84
KOT30IBRU.....	62	KOW10H.....	86	KWE05R.....	84
KOT30IBRW.....	62	KOW10HP.....	86		
KOT30IPU.....	57	KOW10HPU.....	86		
KOT30IPW.....	57	KOW10HU.....	86		
KOT30IU.....	57	KOW10P.....	85		
KOT30IW.....	57	KOW10PU.....	85		
KOT30PU.....	56	KOW10U.....	85		
KOT30PW.....	56	KOW20.....	89		
KOT30U.....	56	KOW20I.....	90		
KOT30W.....	56	KOW20IBL.....	92		
KOT31IBLPU.....	61	KOW20IBLP.....	92		
KOT31IBLPW.....	61	KOW20IBLPU.....	92		
KOT31IBLU.....	61	KOW20IBLU.....	92		
KOT31IBLW.....	61	KOW20IBR.....	93		
KOT31IBRPU.....	63	KOW20IBRP.....	93		
KOT31IBRPW.....	63	KOW20IBRPU.....	93		
KOT31IBRU.....	63	KOW20IBRU.....	93		
KOT31IBRW.....	63	KOW20IP.....	90		
KOT31IPU.....	58	KOW20IPU.....	90		
KOT31IPW.....	58	KOW20IU.....	90		
KOT31IU.....	58	KOW20P.....	89		
KOT31IW.....	58	KOW20PU.....	89		
KOT3636.....	157	KOW20U.....	89		
KOT36R.....	158	KOW21I.....	91		
KOT4820.....	157	KOW21IP.....	91		
KOT90T.....	65, 142	KOW21IPU.....	91		
KOU10BF.....	144	KOW21IU.....	91		
KOU10BU.....	144	KOW30.....	94		
KOU10BW.....	144	KOW30I.....	95		
KOU10F.....	143	KOW30IBC.....	97		
KOU10U.....	143	KOW30IBCP.....	97		
KOU10W.....	143	KOW30IBCPU.....	97		
KOU15T.....	103, 154	KOW30IBCU.....	97		
KOU20F.....	145	KOW30IBL.....	98		
KOU20IBLF.....	147	KOW30IBLP.....	98		
KOU20IBLU.....	147	KOW30IBLPU.....	98		
KOU20IBLW.....	147	KOW30IBLU.....	98		
KOU20IBRF.....	148	KOW30IBR.....	100		
KOU20IBRU.....	148	KOW30IBRP.....	100		
KOU20IBRW.....	148	KOW30IBRPU.....	100		
KOU20IF.....	146	KOW30IBRU.....	100		
KOU20IU.....	146	KOW30IP.....	95		
KOU20IW.....	146	KOW30IPU.....	95		
KOU20U.....	145	KOW30IU.....	95		
KOU20W.....	145	KOW30P.....	94		
KOU30F.....	149	KOW30PU.....	94		

## La-Z-Boy Contract Furniture Index by Model Number

Model	Page	Model	Page	Model	Page	Model	Page	Model	Page
92184BWS.....	178, 191	AS32AU.....	207	E4118.....	231	L40TB25AC.....	217	TR1307.....	255
92184HBWS.....	177	AS32AW.....	207	E4162.....	243	L40TB25UA.....	217	TR1308.....	254
92184WS.....	177	AS32LF.....	208	E4167.....	240	LF14AHBWS.....	179	TR1309.....	256
92185BWS.....	178, 191	AS32LU.....	208	E4217.....	226	LF14AWS.....	179		
92185HBWS.....	177	AS32LW.....	208	E4317.....	226	LF14LWS.....	179		
92185WS.....	177	AS32RF.....	208	EB1037.....	245	LF14NHBWS.....	179		
9218LBWS.....	178, 191	AS32RU.....	208	EB1067.....	247	LF14NWS.....	179		
9218LWS.....	177	AS32RW.....	208	EB4037.....	245	LF14RWS.....	179		
9218RBWS.....	178, 191	AS45IC.....	209	EB4067.....	247	MX1170UF.....	265		
9218RWS.....	177	AS45OC.....	209	F5017.....	230	MX1176LD.....	265		
93286.....	178, 180,	AS90IC.....	209	F5025.....	251	MX1176LF.....	265		
	182, 191,	AS90OC.....	209	F5027.....	252	MX1176UD.....	265		
	192, 193	ASB2424.....	210	F5117.....	230	O5017.....	230		
93287.....	178, 180,	ASB2448.....	210	F5118.....	234	OP10.....	187		
	182, 191,	ASB2472.....	210	F5125.....	251	OP10B.....	187		
	192, 193	ASB3024.....	210	F5127.....	252	OP10H.....	187		
93288.....	178, 180,	ASB3048.....	210	FL1170LD.....	262	OP20.....	187		
	182, 191,	ASB3072.....	210	FL1170LF.....	262	OP20BL.....	187		
	192, 193	AST10.....	211	FL1170UD.....	262	OP20BR.....	187		
AS10N.....	199	AST15.....	211	FL1170UF.....	262	OP30.....	188		
AS11AF.....	200	AST30.....	211	FL1304.....	253	OP30BC.....	188		
AS11AU.....	200	AST45.....	211	FL1307.....	255	OP30BL.....	188		
AS11AW.....	200	AST90.....	211	FL1308.....	254	OP30BR.....	188		
AS11LF.....	200	BLF14AWS.....	180, 192	FL1309.....	256	OP40.....	189		
AS11LU.....	200	BLF14LWS.....	180, 192	FL20.....	185	OT6C4820B2.....	270		
AS11LW.....	200	BLF14NWS.....	180, 192	FL2700.....	262	OT6E2020B1.....	270		
AS11RF.....	201	BLF14RWS.....	180, 192	FL2800.....	262	OT6E2420B3.....	270		
AS11RU.....	201	BSP14AWS.....	182, 193	FL30.....	186	OT6M3636B4.....	270		
AS11RW.....	201	BSP14LWS.....	182, 193	FL40.....	186	OT6M4820B2.....	270		
AS12AF.....	201	BSP14NWS.....	182, 193	GR2020.....	269	OT7C4820B2.....	271		
AS12AU.....	201	BSP14RWS.....	182, 193	GR2420.....	269	OT7E2020B1.....	271		
AS12AW.....	201	DIA10AC.....	215	GR3636.....	269	OT7E2420B3.....	271		
AS12LF.....	202	DIA10UA.....	215	GR4820.....	269	OT7M3636B4.....	271		
AS12LU.....	202	DIA20AC.....	215	H5017.....	227	OT7M4820B2.....	271		
AS12LW.....	202	DIA20UA.....	215	H5025.....	251	R1017.....	229		
AS12RF.....	202	DIA30AC.....	215	H5027.....	252	R1042.....	238		
AS12RU.....	202	DIA30UA.....	215	H5037.....	246	R1047.....	236		
AS12RW.....	202	E0700.....	261	H5047.....	237	R1062.....	244		
AS20N.....	199	E0800.....	261	H5057.....	248	R1067.....	241		
AS21AF.....	203	E0900.....	261	H5117.....	227	R1117.....	229		
AS21AU.....	203	E1017.....	229	H5118.....	235	R1118.....	233		
AS21AW.....	203	E1042.....	238	H5125.....	251	R1142.....	238		
AS21LF.....	203	E1047.....	238	H5127.....	252	R1147.....	236		
AS21LU.....	203	E1062.....	244	H5147.....	237	R1162.....	244		
AS21LW.....	203	E1067.....	241	HA1170LD.....	264	R1167.....	241		
AS21RF.....	204	E1117.....	229	HA1170LF.....	264	R1700.....	266		
AS21RU.....	204	E1118.....	233	HA1170UD.....	264	R1800.....	266		
AS21RW.....	204	E1142.....	238	HA1170UF.....	264	R1900.....	266		
AS22AF.....	204	E1147.....	236	HA1304.....	253	RB1037.....	245		
AS22AU.....	204	E1162.....	244	HA1307.....	255	RB1067.....	247		
AS22AW.....	204	E1167.....	241	HA1308.....	254	SGB.....	182, 193		
AS22LF.....	205	E2017.....	228	HA1309.....	256	SP14AHBWS.....	181		
AS22LU.....	205	E2062.....	244	HA1716.....	259	SP14AHIP.....	183		
AS22LW.....	205	E2067.....	241	HA2700.....	263	SP14AWS.....	181		
AS22RF.....	205	E2117.....	228	HA2800.....	263	SP14LWS.....	181		
AS22RU.....	205	E2118.....	232	HA2821L.....	263	SP14NHBWS.....	181		
AS22RW.....	205	E2162.....	244	HA2821R.....	263	SP14NWS.....	181		
AS30IC.....	209	E2167.....	241	HA2822.....	263	SP14RWS.....	181		
AS30N.....	199	E3017.....	225	HA3900.....	263	T5017.....	227		
AS30OC.....	209	E3062.....	242	L40IA25AC.....	217	T5025.....	251		
AS31AF.....	206	E3067.....	239	L40IA25UA.....	217	T5027.....	252		
AS31AU.....	206	E3117.....	225	L40IA35AC.....	217	T5037.....	246		
AS31AW.....	206	E3162.....	242	L40IA35UA.....	217	T5047.....	237		
AS31LF.....	206	E3167.....	239	L40IA35AC.....	217	T5057.....	248		
AS31LU.....	206	E3217.....	225	L40P15AC.....	216	T5117.....	227		
AS31LW.....	206	E3317.....	225	L40P15UA.....	216	T5118.....	235		
AS31RF.....	207	E4017.....	226	L40P25AC.....	216	T5125.....	251		
AS31RU.....	207	E4062.....	243	L40P25UA.....	216	T5127.....	252		
AS31RW.....	207	E4067.....	240	L40P35AC.....	216	T5147.....	237		
AS32AF.....	207	E4117.....	226	L40P35UA.....	216	TR1304.....	253		

## Terms and Conditions

### Order Information

All prices shown in this price book are list prices in US Dollars. Prices are subject to change without notice. The customer's purchase order must include complete information or order will be held from production until all information is provided. The customer bears sole responsibility for order correctness. Orders are subject to Knú, LLC's terms and conditions, regardless of the terms and conditions set forth on the buyer's/customer's purchase order forms. All customer orders must receive credit approval before the order can be entered into production.

### Mail, Fax, or E-mail Purchase Orders To:

Knú, LLC  
DBA / La-Z-Boy Contract Furniture & Knú Contract  
P.O. Box 9  
Ferdinand, IN 47532  
Phone: 812-367-2068  
Fax: 812-367-2493  
E-mail: customerservice@getknu.com

### Payment Terms

Terms are NET 30 days from shipment. If an invoice is not paid in full, within the terms, a monthly finance charge will be assessed at a rate of 1.5% per month or the highest amount permitted by applicable state law. The customer will be liable for any collection and/or attorney fees incurred in the collection of past due accounts.

### Selling Information

Distribution of this price list does not in itself constitute an offer to sell. Orders may only be placed by customers authorized by Knú, LLC management.

### Order Acknowledgment

The customer will receive an order acknowledgement by e-mail or fax. Upon receipt of this acknowledgement it is the customer's responsibility to check the accuracy of the order and notify customer service of any errors. Once an order is acknowledged, Knú, LLC will be responsible for shipping exactly the items acknowledged at the prices acknowledged. No changes may be made once an order has been placed into production. The order will be shipped upon completion of production. Every effort will be made to ship orders within the acknowledged ship dates. Acknowledged ship dates, however, are contingent upon conditions beyond our control. We cannot make promises for delivery dates as service by transportation companies varies from destination to destination.

### Order Cancellations

Cancellations must be communicated via email or fax to customer service and not to the sales representative. A cancellation penalty will apply. After an order is acknowledged and placed into production, cancellations cannot be accepted.

### Packaging

All prices include packaging. Assembled chairs are normally shipped one per carton unless otherwise specified. All of our packaging and cartons meet or exceed ICC specifications.

## Freight Terms & Conditions

All product is shipped F.O.B. the Knú, LLC factory, with freight prepaid to the continental U.S. destination (dealer's dock or territorial warehouse) and does not include home delivery. Customers must select a standard delivery location for their orders. Docks at the selected delivery location must be equipped to handle a 53' trailer. When a Knú, LLC customer/dealer warehouse is selected as the default delivery location, it is understood that Knú, LLC pays freight cost to the default delivery location only, and no further. The customer is responsible for all charges from this point. Knú, LLC utilizes freight carriers that are dedicated furniture specialists. For all deliveries, it is understood that Knú, LLC or its agents are making a dock delivery only, and any further work of truck unloading, delivery beyond the dock, installation, and/or removal of packaging is not authorized or paid for by Knú, LLC. **Home delivery is not included and must be negotiated prior to order placement.** For all deliveries, whether to the customer location or drop shipment, any circumstances that result in the delay of our carrier (including unsuitable receiving facilities, or facilities not open or available), will result in service charges applied at the rate of \$75 per hour. Where re-delivery is necessary because of these circumstances, the full cost of re-delivery will be charged.

International shipments and shipments into the states of Hawaii and Alaska are freight prepaid to the port of exit. Knú, LLC reserves the right to implement a fuel surcharge and also reserves the right to select the most appropriate F.O.B. point, carrier, and routing on all shipments. **Orders with a NET of \$1,000 or less are subject to a \$75 Shipping and Handling Fee.** All Knú, LLC products are carefully inspected and properly packaged by trained personnel before leaving the factory. The transportation company assumes full responsibility for safe delivery upon acceptance of the shipment. All shipments are delivered to the freight company in good condition. If a shipment is received that has visible damage, product shortages or if delivery has been delayed by the freight company the following steps must be taken:

1. Before signing for the merchandise, make notations of all visible damage and/or shortages on the Bill of Lading. The delivering freight company may not accept responsibility for damage and/or shortages if proper notification of the alleged problem is not given when signing for the merchandise. If visual damage is not apparent, sign the delivery receipt "no visual damage". This will allow recourse for a concealed damage claim. Claims for freight damage, concealed or otherwise, must be filed within ten (10) days of the original delivery date.
2. Do not refuse merchandise damaged in transit. The delivering freight company (not Knú, LLC) is responsible for damage to goods which occur in transit or storage.
3. Failure to make claims against Knú, LLC or its designated carrier within ten (10) days shall constitute acceptance of the merchandise and a waiver of any defects, errors, or shortages discovered upon inspection.
4. If a claim is filed you must retain all shipping cartons and packing material for inspection by the carrier agent.

## Terms and Conditions Continued

### Storage Policy

Upon written notice, Knú, LLC will provide storage, once an order is completed, for up to five (5) calendar days at no charge. Any order requiring storage beyond five (5) calendar days will be subject to a storage fee of 1% of the total net order per day for each calendar day that the order is held.

### Return Merchandise

No returns of merchandise will be accepted without written authorization from Knú, LLC. Before a return of merchandise is authorized, Knú, LLC reserves the right to inspect the furniture in question. Any item(s) that has been approved for return must be returned properly packed and in the original factory carton. Return transportation charges must be prepaid. Unauthorized returns will be returned to the customer, freight collect. Upon receipt, all returned merchandise will be thoroughly inspected and the results compared to the reason given for the return stated on the authorization form. Any discrepancies, such as additional damage, signs of usage, missing parts, etc., will result in an adjustment to the amount of the credit issued.

### Customer Satisfaction

Our goal at Knú, LLC is to ensure that our customers are completely satisfied with our products. If a problem arises with La-Z-Boy Contract Furniture after the warranty period, La-Z-Boy Contract Furniture will make its best effort to satisfy the customer in a manner that is fair to all concerned.

### Important Notes

1. COM or COL orders must contain the fabric supplier name, pattern name, and color name of the pattern you wish to order.
2. Directional covers, such as stripes, patterns, and plaids may not meet your satisfaction due to contoured shapes and tufting on some furniture styles. Should one of these designs be selected, we will do our best to manufacture the furniture to meet your satisfaction. However, such orders are not subject to return.
3. Textiles listed are supplied by the fabric suppliers and not all colors of the textile listed may be available.
4. Once an order for cut yardage is acknowledged, adjustments or cancellations will result in a restocking fee for the purchase price of the fabric.
5. Not all textiles are available in CAL 133.

### Limited Lifetime Warranty

La-Z-Boy Contract Furniture warrants the products it manufactures against defects in material and workmanship under normal use and service for the expected useful life of the product from the date of shipment. This limited warranty is valid only to the original purchaser using the product for its intended purpose, provided the product is covered in its original cover. This warranty does not apply to expected changes resulting from normal wear and tear, use and aging of the product. Specifically excluded from this limited warranty are defects and damage resulting from abuse, neglect, misuse, or excessive use. Product alteration, substitution of components or materials, improper cleaning or repair, and installation and handling damages are also not covered by this warranty. All other express or implied warranties made by agents, dealers, sales representatives or any other representatives, including any warranty of merchantability or fitness for a particular purpose, are hereby excluded.

There are no representations as to the capacity or performance of the products sold hereunder except as set forth in the price book or quotation specifications, if any, and such representations are expressly conditioned upon the correctness of the data furnished by purchaser and upon the products being properly installed and maintained.

Knú, LLC's sole obligation shall be to repair any defective product or product component covered under this warranty, including shipping and labor, during the warranty period. In no event shall Knú, LLC be liable for any consequential or incidental damages, including lost profits or revenues incurred by the purchaser with respect to any goods furnished by Knú, LLC. Expenses incurred by purchaser in repairing or replacing Knú, LLC's product must be pre-approved in writing by Knú, LLC.

Knú, LLC offers no warranty on the following product components or characteristics: all forms of upholstery, including fabric, vinyl and leather, as well as wood grain, color and texture. Knú, LLC offers no warranty on COM, COL, or any other special order fabric used at the request of the Purchaser. Warranties offered by cover suppliers to Knú, LLC, if any, are hereby assigned to Purchaser.

In the event a product has to be returned to the factory for verification of a defect and/or repair, it must be pre-approved in writing by Knú, LLC, freight pre-paid, and include a copy of the original invoice with the date and name of original purchaser.

Knú, LLC hereby assigns to the original owner any and all warranties offered by its component suppliers. To the extent the terms of these warranties differ from the terms of the Limited Warranty, the terms of the suppliers' component warranties shall apply. However, Knú, LLC does not guarantee that the component supplier will comply with any terms of the warranty of such supplier.

KNÚ, LLC WILL NOT BE LIABLE FOR ANY CONSEQUENTIAL OR INCIDENTAL DAMAGES INCLUDING ANY LOSS, EXPENSE, OR DAMAGE OTHER THAN TO THE PRODUCT ITSELF THAT MAY RESULT FROM A DEFECT IN THE PRODUCT. SOME STATES DO NOT ALLOW FOR THE EXCLUSION OR LIMITATION OF CONSEQUENTIAL AND INCIDENTAL DAMAGES, SO THE ABOVE LIMITATION OR EXCLUSION MAY NOT APPLY.

KNÚ, LLC MAKES NO IMPLIED WARRANTIES OF MERCHANTABILITY OR FITNESS FOR A PARTICULAR PURPOSE. THESE AND ALL OTHER IMPLIED WARRANTIES ARE SPECIFICALLY DISCLAIMED. SOME STATES DO NOT ALLOW AN EXCLUSION OR LIMITATION ON HOW LONG AN IMPLIED WARRANTY LASTS, SO THE ABOVE LIMITATIONS OR EXCLUSIONS MAY NOT APPLY.

THIS WARRANTY GIVES YOU, THE ORIGINAL PURCHASER, SPECIFIC LEGAL RIGHTS AND YOU MAY ALSO HAVE OTHER RIGHTS THAT VARY FROM STATE TO STATE. EXCEPT FOR SUCH OTHER RIGHTS, THE REMEDIES PROVIDED UNDER THIS WARRANTY STATE THE LIMIT OF KNÚ, LLC'S RESPONSIBILITIES.



**U.S. General Services Administration**

GSA Contract #: **GS-28F-0008V**

Contract Period: **12/3/08 – 12/2/2018**

Price List Effective Date: **07/01/2016**

Knú, LLC. DBA: La-Z-Boy Contract Furniture & Knú Contract

Website: [www.lzbcontract.com](http://www.lzbcontract.com)

1. Special Item Number (SIN):
  - 71-206 Upholstered Seating, Gliders
  - 71-316 Hospital and Geriatric Chairs
  - 711-11 Tables
  - 711-16 Upholstered Seating
  - 711-18 Multipurpose Seating
  - 711-95 Installation Services
2. Delivery Time: 5 weeks ARO (35 Days ARO)
3. Point of Production: 1300 North Broad Street  
Leland, MS 38756
4. FOB Terms: FOB Origin, Freight Prepay, Plus a \$75 handling fee for all orders less than \$1,000.00
5. Prompt Payment Terms: Net 30
6. Minimum Order: \$100 Net
7. Maximum Order: \$200,000 Net
8. Warranty: Standard Commercial Warranty
- 9A. Ordering Address: Knú, LLC  
DBA / La-Z-Boy Contract Furniture & Knú Contract  
P.O. Box 9  
Ferdinand, IN 47532
- 9B. Remit to Address: Knú, LLC  
DBA / La-Z-Boy Contract Furniture & Knú Contract  
1597 Momentum Place  
Chicago, IL 60689
10. Credit Cards Accepted: Visa, MasterCard, Discover, and American Express
11. Return Policy/Restocking Fee: No returns of merchandise will be accepted without written authorization from Knú, LLC. If authorized, the customer will pay all freight charges and a 30% (Net Price) restocking fee will be assessed.
12. Cancellation Policy: No charge prior to production. After production has begun, only actual costs that the contractor can demonstrate will be charged.
13. Rental, Maintenance and Repair: N/A
14. Repair Parts: See Warranty
15. List of Participation Dealers: Contact Customer Service
16. Dealer Registration: The name of the dealer must appear on the GSA Purchase Order.
17. GSA Customer Service: E-Mail: [gsasales@getknu.com](mailto:gsasales@getknu.com)  
Phone: 812-367-0120  
Fax: 812-367-2493
18. DUNS Number: 197589893  
FED ID Number: 20-2599789  
Cage Code Number: 4CDQ5
19. GSA Discount: 61.2% off List



## Finishes

GREENGUARD Indoor Air Quality Certified® wood finish is standard on all La-Z-Boy Contract Furniture & Knú Contract exposed wood finishes

### Wood Finishes

042-1 Black  
233-1 Espresso  
251-1 Golden Maple  
310 Aria  
431-1 Dark Cherry  
435-1 Classic Cherry  
530-1 Medium Maple  
829 Baroque  
174 Formal Mahogany

### Thermofoil Finishes

042T Black  
233T Espresso  
251T Golden Maple  
310T Aria  
431T Dark Cherry  
435T Classic Cherry  
530T Medium Maple  
829T Baroque

### Powder Coat Finishes

042 Black  
201 Platinum  
540 Pewter

### Customer's Own Finish (COF)

Color panels must be submitted to the following address for matching purposes:

Knú, LLC  
DBA / La-Z-Boy Contract Furniture & Knú Contract  
ATTN: COF Department  
1300 North Broad Street  
Leland, MS 38756

Knú, LLC will provide a matching finish sample for customer's approval prior to acknowledgment of the order. The order will not be scheduled for production until an approved finish sample has been received. The following List Price per order will apply:

1-9 Units \$396 List Per Finish  
10-24 Units \$264 List Per Finish  
25+ Units \$200 List Per Finish

### Moisture Barrier Options


Moisture barriers that are designed to prevent penetration to the foam and other filling materials are available on most items at an additional charge. Moisture barriers are applied between the upholstery cover and filling materials. The following list price upcharge will apply to each surface on which the protective barriers may be applied.

MBB Chair/Recliner Back: \$50 List  
MBS Chair/Recliner Seat: \$50 List  
MB2B Bariatric Chair/Bariatric Recliner Back: \$75 List  
MB2S Bariatric Chair/Bariatric Recliner Seat: \$75 List  
MB3B Loveseat Back: \$100 List  
MB3S Loveseat Seat: \$100 List  
MB4B Sofa/Sleep Sofa Back: \$150 List  
MB4S Sofa/Sleep Sofa Seat: \$150 List  
MB5B Sleep Chair Back: \$150 List  
MB5SE Sleep Chair Seat and Extensions: \$100 List

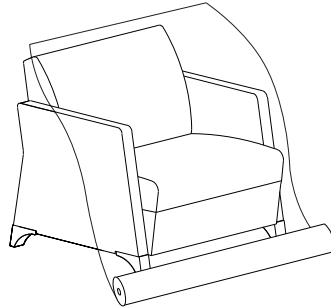
## Fabric Repeats

The chart below represents a patterned fabric being selected with a repeat. When a multiple repeat is present, the calculation for the yardage needed is determined by adding the vertical and horizontal measurements together and then referring to the chart for the extra yardage required. For example; on a guest chair a 4" vertical repeat and a 5" horizontal repeat requires 18.5% if the pattern is directed across the roll, 23.5% if the pattern is directed up the roll and 28.5% for a 2-Way repeat.

**RR**  
Across the Roll  
Railroaded



**UR**  
Up the Roll



### Guest/Visitor and Tandem Seating

Repeat (In Inches)	Cut Across The Roll (RR)	Cut Up The Roll (UR)	2-Way
1/4" - 3"	Add 7.5%	Add 12.5%	Add 12.5%
3 1/4" - 6"	Add 16.5%	Add 20%	Add 21.5%
6 1/4" - 9"	Add 18.5%	Add 23.5%	Add 28.5%
9 1/4" - 12"	Add 23%	Add 28%	Add 33.5%
12 1/4" - 15"	Add 25%	Add 30%	Add 35%
15 1/4" - 33"	Add 35%	Add 40%	Add 45%

### Upholstered Lounge/Tandem Seating and Sleep Chairs/Sleep Sofas

Repeat (In Inches)	Cut Across The Roll (RR)	Cut Up The Roll (UR)	2-Way
1/4" - 3"	Add 8%	Add 13%	Add 13%
3 1/4" - 6"	Add 17.5%	Add 22.5%	Add 22.5%
6 1/4" - 9"	Add 16.5%	Add 21.5%	Add 26.5%
9 1/4" - 15"	Add 20%	Add 25%	Add 30%
15 1/4" - 21"	Add 30%	Add 35%	Add 40%
21 1/4" - 33"	Add 35%	Add 40%	Add 45%

### Recliners/Glidors

Repeat (In Inches)	Cut Across The Roll (RR)	Cut Up The Roll (UR)	2-Way
1/4" - 3"	Add 9%	Add 14%	Add 14%
3 1/4" - 9"	Add 13.5%	Add 17%	Add 18.5%
9 1/4" - 15"	Add 20%	Add 25%	Add 30%
15 1/4" - 21"	Add 25%	Add 30%	Add 35%
21 1/4" - 33"	Add 30%	Add 35%	Add 40%

## COM/COL

### COM (Customer's Own Material)

All Knú, LLC seating styles are available in COM. Prices are listed in the column containing the Grade of COM.

Yardage requirements are based on non-directional 54" wide (between selvage edges) fabric.

All fabrics must be backed with an appropriate type backing. Do not send wall coverings or drapery fabrics.

COM material must be shipped from fabric supplier in continuous yardage. Knú, LLC cannot accept individual pieces of the same fabric.

Please complete the COM/COL form and ship form along with the fabric sample for approval prepaid to:

Knú, LLC  
DBA / La-Z-Boy Contract Furniture & Knú Contract  
ATTN: COM/COL Department  
P. O. Box 9  
One Best Drive  
Ferdinand, IN 47532

Once COM/COL fabric has been approved send COM/COL yardage to:

Knú, LLC  
DBA / La-Z-Boy Contract Furniture & Knú Contract  
ATTN: COM/COL Department  
1300 North Broad Street  
Leland, MS 38756

Please send purchase order to:

Knú, LLC  
DBA / La-Z-Boy Contract Furniture & Knú Contract  
P.O. Box 9  
Ferdinand, IN 47532  
Fax: 812-367-2493  
E-mail: customerservice@getknu.com

Knú, LLC must receive the purchase order prior to receiving the COM/COL yardage. Lead time does not begin until the COM/COL yardage has been received by the COM/COL Department at Leland, MS.

Please attach a sample of your material to the COM form and indicate the direction it is to be applied. Unless otherwise directed, all COM will be applied up the roll with no pattern. Since some fabrics are reversible, please attach the fabric such that the exposed side is facing outward. Knú, LLC does not warrant COM fabrics.

Refer to individual product pages for standard COM yardage requirements. For fabrics with railroads or repeats please refer to the chart on page 10.

When sending in COM to have CAL133 backing added, Knú, LLC will need an additional yardage amount equal to either 5% of the total yardage, or 1 yard, whichever is the greatest.

When COM is accepted, Knú, LLC assumes no responsibility for the appearance, behavior, or durability of the COM. Knú, LLC will inspect all COM fabrics upon receipt at the plant, but will not be held responsible for variations of dye lots, wear, fading, pattern matches, and/or flaws.

### COL (Customer's Own Leather)

Prices are listed in the column containing the grade of COL. Not all Knú, LLC seating styles are available as a COL. Requirements are based on the usable footage of leather hides measuring a minimum of 50-55 square feet. COL requirements listed by each model are actual **usable** square footage requirements needed for that particular product. Additional seams may be required to efficiently utilize all of the square footage of the hides.

Note that leather is a natural product. Brands, excessive scars, and other significant defects will be excluded from the cutting process unless otherwise specified by the customer. Additional hides may be required based on the condition of the COL.

Due to a variation in leather thickness, it is important to attach a 4" X 4" swatch of the material to the COM/COL Form. Acceptance of the leather by Knú, LLC signifies that the leather can be applied to the end product. Knú, LLC's approval does not constitute any responsibility or warranty on the part of Knú, LLC as to the appearance, behavior, or durability of the COL. Knú, LLC does not warrant COL.

Dealer Name	Fabric Supplier
Address	Pattern Name and Number
City/State/Zip	
Contact Name	Pattern Repeat ( <b>in inches</b> ) *Order will not be processed with out this information
Telephone	No Repeat _____ Vertical Repeat _____ Horizontal Repeat _____
Dealer Account Number	Purchase Order Number

Quantity	Model Number	Textile Supplier/Textile Color Name/Number	Finish	Tag

Attach fabric/leather sample below, face side up in the direction it is to be applied to the chair.

**\*Please Note: COM material must be shipped in continuous yardage from fabric supplier.  
We cannot accept piece mill yardage, or individual pieces, of the same fabric.**

**\*Fabric/leather must be tagged with PO # and Dealer Name.**

**Fabric will be applied according to supplier recommendation unless otherwise instructed.**

**Ship this form with swatch to:**  
Knú, LLC  
DBA / La-Z-Boy Contract Furniture & Knú Contract  
Attention: COM/COL Department  
P.O. Box 9  
One Best Drive  
Ferdinand, IN 47532

**Send Purchase Order to:**  
Knú, LLC  
DBA / La-Z-Boy Contract Furniture & Knú Contract  
P.O. Box 9  
Ferdinand, IN 47532  
Fax: 812-367-2493  
E-mail: customerservice@getknu.com

**Ship COM/COL yardage to:**  
Knú, LLC  
DBA / La-Z-Boy Contract Furniture & Knú Contract  
Attention: COM/COL Department  
1300 North Broad Street  
Leland, MS 38756

## CAL 117/CAL 133

All Knú, LLC standard upholstered seating and the filling materials used in the construction of our seating, either meet or exceed the flammability requirements of Cal 117-2013. Knú, LLC will manufacture its seating when requested by a customer or where required by law to meet or exceed the flammability requirements of California Technical Bulletin 133. CAL TB133 requires actual tests of the complete unit and not just the components as CAL 117-2013 does. CAL TB133 is specific to the fabric, frame, and all filaments.

Knú, LLC recommends the use of a CAL 117-2013 Fabric, Fire Resistant Foam, and a Fire Resistant Barrier for a successful CAL TB133 burn test; however, this alone does not guarantee a product will pass the burn test. The cost of a burn test is \$500 (net) plus the cost of the product, along with the barrier and the fabric. Please allow a minimum of six (6) weeks for the production of the product and the completion of the test. Once the product successfully passes the burn test a certificate will be supplied.

***If you do not need actual certification, the product can be upholstered using Fire Resistant Foam and the Fire Resistant Barrier at an upcharge of \$80 List per yard. Use the COM yardage requirements for your upcharge formula. COM yardage requirements are located on the individual product pages. (Please note that your COM fabric selection must pass CAL 117-2013 which will be stated in your fabric specifications.)***

When sending in COM to have CAL TB133 added, Knú, LLC will need an additional yardage amount equal to either 5% of the total yardage, or 1 yard, whichever is the greatest. CAL TB133 can not be added to leather.

CAL TB133 outlines the method and technique to which the furniture should be tested. Beyond that, it leaves classifications of furniture fabric to the discretion of the manufacturer/supplier of the fabric over which Knú, LLC has no control. Knú, LLC has tested a variety of chairs and fabrics with successful test results. Knú, LLC then cross-referenced similar models to see which ones would be applicable; however, this does not constitute a certification of an actual burn test.

The following upholstered frames have passed the CAL TB133 Fire Test for furniture manufactured for public area use. Please contact customer service for pricing and lead times.

<b>Model</b>	<b>Textile</b>
Dialogue DIA10UA	Maharam Article Flume (458600-013)
EV Collection E4017	CF Stinson Script Spearmint (ST10)
Gratzi LF14AWS	Arc-Com Frontier AC - 67492
Harmony H5017	CF Stinson Script Palm (SCT 20)
Odeon Lounge L40P15UA	Maharam Medium Marina (022) Momentum Bravo Tumbleweed

## UL Listing

All electrical components used in Knú, LLC products are UL listed. A UL listing for the entire Knú, LLC products can be obtained at an additional charge. Please contact customer service for pricing and lead times.

Note: Knú, LLC makes no recommendations or representations regarding whether CAL 133 certification or UL listing is required for the lawful use of Knú, LLC products. It is the sole responsibility of the customer to ascertain and comply with the laws, ordinances, regulations and codes of their particular jurisdiction that apply to their use of Knú, LLC products.

## La-Z-Boy Contract Furniture & Knú Contract Carded Fabric Program

### Dillon Card

Dillon..... 2

### Rustic Card

Rustic..... 2

### Leather Card

Catalina..... GL\*

Davenport..... AL

\* Limited colors available with coordinating vinyl colors

### Sta\*Kleen Card

Highwood..... 5

Hudson..... 4

Payson..... 4

## ArcCom

### Textile Innovations

Axis..... 9

Chroma..... 7

Cirque..... 10

Dynasty..... 8

Grid..... 9

Intaglio 2..... 8

Isabella..... 7

Moon Beam 2..... 8

Palatine 2..... 7

Polished..... 8

Radius..... 10

Strata..... 7

Tally..... 8

Tectonic..... 9

## DESIGN TEX

### DesignTex

#### Performance Art

Alchemy..... 6

Catalyst..... 8

Circolo..... 8

Delaine..... 8

Griglia..... 8

Phase..... 8

Pivot..... 8

Refine..... 6

Tramway..... 10

Travertine..... 7

Urban Grid..... 10

## enviroleather

by LDI

### PVC-Free Faux Leather Card

Berkshire..... 5

California Collection... 5

Ink-Guard Plus..... 6

Montana..... 6

## maharam

### High Performance 4

Acre..... 8

Across..... 10

Coincide High  
Performance..... N/A

Commentary..... 9

Couple..... 10

Cover..... 9

Fiddle..... COM

Fluent Crypton..... 8

Plait High  
Performance..... 9

Recollection..... 9

Runner..... 10

Shuttle..... 10

Turn..... 10

### High Performance

#### Non-Woven 2

Bitmap..... 7

Fathom..... 8

Lineage..... 8

Pitch..... 7

Stature..... 8

Strum..... 8

### Lariat Card

Lariat..... 6

### Value Reference 5

Bar..... 6

Coin..... 6

Disc..... 6

Divide..... 6

Oblique..... 6

Pick..... 5

Technic..... 5

## MOMENTUM

T E X T I L E S

### Sustainable Solutions II

Beeline..... 6

Bravo II..... 6

Canter..... 5

Cashmere II..... 5

Eon..... 6

Kindred..... 8

Rein II..... 7

Row..... 7

### Silica Card

Silica..... 9

Silica Etch..... 9

Silica Leather..... 9

Silica Tech..... 9

### Crypton Solutions Card

Cover Cloth..... 6

Keynote..... 6

Oath..... 7

## Stinson®

### Performance Fabric 2

Acrobat..... 10

Cannon Beach..... 10

Catalina..... 8

CoCo..... 9

Folio..... 9

Grove..... 10

Haven..... 7

Helix..... 10

Hudson..... 9

Inside Track..... 6

Interval..... 7

Posh..... 7

Realm..... 7

Swivel..... 10

Tweed..... 8

View..... 10

Whirl..... 10

Zoom..... 8

### Performance Vinyl 2

Archetype..... 8

Atlas..... 5

Carlisle..... 6

Chroma..... 7

Citadel..... 5

Core..... 5

Grille..... 6

Juxy..... 9

Lava..... 10

Martini..... 8

Ripple..... 10

Tendril..... 7

Uf

## Ultrafabrics.

### Ultrafabrics

Brisa..... 7

Brisa Distressed..... 7

Brisa Frisco..... 7

UltraLeather Pro..... 7

### Primera Collezione Card

Brillante..... 6

Pompeii..... 6

Primera..... 6

Strada..... 6

Toscana..... 6

Uf

### Online Only Swatch Cards



MAYER FABRICS

### Affinity Plus Coordinates

#### Online Only

Align..... 6

Batik..... 6

Durango..... 5

Key Largo..... 5

Patio..... 6

Sequel..... 5

Sherlock..... 6

Valet..... 6

### Kinetic Vinyl Coordinates

#### Online Only

Apex..... 6

Atomic..... 6

Finesse..... 6

Interlace..... 6

Links..... 6

### Vinyl Coordinates III Card

#### Online Only

Blocks..... 6

Charette..... 7

Contempo..... 6

Curlicue..... 6

Durango..... 5

Images..... 7

Linen..... 5

Microdot..... 6

Willow..... 7

### Vinyl Coordinates IV Card

#### Online Only

Caressa..... 6

Dande..... 7

Entwine..... 7

Interlochen..... 7

Sequence..... 6

Sketch..... 6

Verona..... 6

Uf

## Ultrafabrics.

### Ultrafabrics - Online Only

Eco tech..... 10

Pearlized..... 7

Ultraleather..... 7

### Castillo Card - Online Only

Castillo..... 4

Genuine Leather (Grade GL) is both luxurious and practical. It is soft, supple and extraordinarily adaptable. Our leather program is appealing and complements both traditional and contemporary styling, with a broad color selection. The look of this leather is greatly enhanced by a number of natural markings that are part of the beauty and nature of genuine leather. Their unique look and durable characteristics make each piece a classic.

Leather Finesse (Grade AL) uses handsome, genuine top grain leather in all the places the body touches, inside seat and back, and arms. Quality Vinyl is used in all non-contact areas, outside back and sides.

A	Grid..... 9	Prism..... 6
Allegra..... 8		Provence..... COM
Alpha..... 7	H	
Analog..... COM	Hopscotch..... 9	Q
Antigua..... 8		Quad..... 10
Apex..... 10	I	
Arashi..... 10	Iguana..... 8	R
Astral..... 10	Illusion..... 6	Radiant..... 10
Axis..... 9	Intaglio..... 8	Radius..... 10
	Intaglio 2..... 8	Ravenna..... 9
B	Intersect..... 8	Rhythm..... 9
Bauble..... 10	Isabella..... 7	Ringling..... 10
Beat Box..... 10		Riviera..... COM
Block Party..... COM	J	Robotic..... 9
Bloom..... COM	Jardin..... 10	Rodeo..... 6
Blossom..... 10	Jing..... 7	Roundabout..... 8
Boardwalk..... 8	Juliet..... COM	Royal Garden..... COM
Bounce..... 10		
Bourbon Street..... 9	K	S
Bronco..... 8	Key..... 9	Sagrada..... COM
Bubbly..... 10	Kinetic..... 10	Sahara..... 8
	Kirigami..... 9	Samba..... 9
C	Kumo..... 10	Santa Fe..... 8
Campus Stripe..... 9		Savannah..... 9
Candy Land..... 10	L	Shibori..... 10
Carnival..... 8	Laurel..... 10	Shimmer..... 7
Casablanca..... 10	Leaflet..... 10	Silverado..... 7
Cassio..... 8	Legacy..... 8	Spectrum..... 7
Chit-Chat..... 8	Leonardo..... 9	Spirit..... 7
Chroma..... 7	Lotus..... 8	Spot-On..... 9
Circuit..... COM	Luxe..... 8	Spotlight..... 10
Cirque..... 10	Lyre..... 8	Spring..... 10
Clarion..... 9	Lyric..... COM	Spyro..... 10
Column..... 8		Stonehenge..... 10
Compass..... COM	M	Strand-It..... COM
Constantine..... COM	Marathon..... 8	Strata..... 7
Crossroads..... 8	Masquerade..... 9	Suede Sensation..... 7
	Meadow..... 9	Symphony..... 10
D	Meridian..... 6	
Dakota..... 7	Mesa..... 7	T
Dakota 2..... 7	Metro..... COM	Tally..... 8
Dazzle..... 10	Mirror Mirror..... 10	Tango..... 10
Delphi..... 7	Monte Carlo..... 9	Tectonic..... 9
Delta..... 7	Moon Beam..... 8	Tempo..... 9
Diamond Derby..... COM	Moon Beam 2..... 8	Terrain..... 7
Duchess..... 6	Morocco..... 10	Theory..... 5
Durango..... 6	Murano..... 10	The Plaid..... COM
Dynasty..... 8	Mystique..... 8	Trio..... 9
		Tuscany..... 10
E	N	U
Echo..... 10	Navigator..... 9	Uptown..... COM
Eclipse..... 9	Network..... COM	Urban..... 10
Esprit..... 9	Niagara..... 10	
Etc..... 10	Nova..... COM	V
Etch..... 7		Vibrato..... 7
	O	Vista..... 6
F	Oasis..... 9	Volley..... 10
Facet..... COM	Omega..... 7	Volt..... COM
Fiore..... COM		
Fireflies..... 7	P	W
Forsythia..... 10	Pala..... 10	Wonderland..... 10
Francesca Wool..... 10	Palatine..... 7	
Francesca Wool II..... 10	Palatine 2..... 7	Y
Frontier..... 6	Panache..... 8	Yo-Yo..... COM
	Pebble Beach..... 7	
G	Pinball..... 9	Z
Galaxy..... 10	Pinpoint..... 8	Zipline..... 10
Gatsby..... 10	Plateau..... 7	
Gem..... 7	Polished..... 8	
Glimmer..... 8	Polo..... 9	
Grand Central..... 8	Posh..... 9	

57 Chevron..... COM	Daydream..... 8	J	P	T
A	Daytona..... 7	Jaffray..... COM	Pacific Grove..... 9	Tailor Made..... 7
A Frame..... COM	Debonair..... 6	K	Panel Plus 112..... 7	Talia..... COM
Academia..... 6	Déjà vu..... 7	Kadden..... COM	Paramount..... COM	Tapatio..... 8
Adare Manor..... 7	Diamond Jim..... COM	Kashdan..... COM	Parker Paisley..... COM	Tee Off..... 8
Adlon..... COM	Digital..... COM	Kassel..... COM	Pastimes..... 7	Tenacious..... 8
After Party..... 7	Doodle..... 8	Kinship..... 9	Pathway..... 10	Terroir..... COM
Alcantara..... 9	Doric..... 9	Klismos..... COM	Pickford..... 10	Tetris..... COM
Allandale..... 9	Dragon..... 8	Kogler..... COM	Pin Drop..... 10	The Find..... 10
Allure..... 10	Draper..... 8	L	Pipeline..... COM	Theatre District..... 7
Amagansett..... 10	Draw Straws..... 10	Lake Como..... 8	Pique..... COM	Theorem..... 8
Andromeda..... 9	Dublin..... 7	Lantern..... 9	Plush..... 10	Theory..... COM
Animal..... 8	Dupioni..... 7	Legacy..... 7	Pocono..... 10	Threshold..... COM
Anodized..... 9	E	Lehman..... COM	Positano..... COM	Tickle..... 9
Angora Mohair..... COM	Efroni..... COM	Leo..... 10	Printemps..... COM	Tour..... 10
Aphrodisiac..... 8	Ellipse..... 10	Leopard..... 9	Progress..... COM	Trapunto..... COM
Artesima..... COM	Elvis..... 8	Liana..... COM	Pumhosl..... COM	Tweed..... 7
Arundel..... COM	Endurance..... COM	Linen..... 7	Pumice..... 8	Twentieth Century... COM
Assembly..... 5	Entangle..... 9	Liverpool..... COM	Q	Twig..... COM
Atherton..... COM	Equus..... 9	Locker Room..... 8	Quilt..... 8	U
Autobahn..... 9	Escape..... 10	Longhorn..... 9	R	Unite..... 7
Aventador..... COM	Essay..... 10	Los Altos..... 9	Radius..... 9	Ultrachevron..... 9
Avenue..... 9	Etienne..... 8	Lulu..... COM	Random..... 10	Ultraflannel..... 9
Avion..... 9	Excursion..... 10	Lusso..... 9	Razzle Dazzle..... 7	Ultraluscious..... 9
B	F	M	Relative Whole..... COM	V
Balfour..... COM	Fenner..... 10	Mademoiselle..... 10	Relic..... 8	Valencia..... COM
Balour..... COM	Fibonacci..... COM	Mammoth..... 9	Reverie..... 8	Valloires..... COM
Bamboo Mate..... COM	Filigree..... 10	Manzanita..... COM	Riva..... COM	Veloce..... COM
Bark..... 10	Fiorano..... COM	Marli..... COM	River Party..... 8	W
Barney..... 8	First Class..... 9	Marqueyssac..... COM	Riverroad..... 9	Wade..... 10
Beach Grass..... COM	Fit..... 8	Matrix..... 9	Roadie..... 8	Waiuku..... COM
Belgrade..... COM	Florian..... COM	Melange..... 9	Rolling Hills..... COM	Waves..... COM
Ben Day..... 8	Florida..... 9	Merchant..... 8	Roman..... 8	Web..... COM
Bergerac..... 9	Flourish..... 9	Merrill..... COM	Rothschild..... COM	Wind Wave..... COM
Berlin..... COM	Fridays..... 8	Metal Flake..... 9	Rounders..... 10	Y
Big Sur..... COM	G	Method..... COM	S	Yavapai..... COM
Billow..... COM	Geddes Block..... COM	Middleton..... 8	Schinkel..... COM	You Are a Gem..... COM
Birch..... COM	Glazed and	Midlands..... 8	Schwab..... COM	Z
Biscayne..... COM	Confused..... 7	Mini Skirt..... COM	Scottie..... 10	Zebra..... 9
Born and Bred..... 7	Goldwyn..... COM	Missing Link..... 10	Scottsdale..... 8	<b>Authentec Polyurethane</b>
Bubbles..... COM	Great Dane..... COM	Mocaskin..... 8	Seabed..... COM	Animal..... 8
Burst..... COM	Great Pretender..... 8	Modena..... 8	Selznick..... COM	Anodized..... 9
C	Gridlock..... COM	Monarchy..... COM	Semi Precious..... 9	Aura..... 8
Cadillac..... 8	Gridlock..... COM	Monolith..... 8	Serendipity..... 8	Authentec..... 9
Cancan..... 10	Grosgrain..... 6	Montecito..... 9	Sgt Salt N Pepper..... COM	Bamboozled..... 8
Cantor..... 10	Ground Control..... COM	Montauk..... 10	Shabby n Chic..... 8	Basket..... 9
Caracas..... 10	H	Monterey..... COM	Show Off..... COM	Bedrock..... 8
Carnaby..... COM	Hashtag..... COM	Moonglow..... COM	Shower..... COM	Berkshire..... 8
Casco..... COM	Hathaway..... 9	Morgan..... 10	Simplicity..... 9	Big Bird..... 8
Champagne..... 9	Haven..... 8	Mountaineer..... 8	Skyway..... 8	Bulletin..... 10
Champions..... COM	Heritage..... 8	Movie Tone..... COM	Slick..... 8	Cabriolet..... 8
Chatterbox..... 10	Hidden Hills..... 9	N	Social Sculpture..... COM	Calf..... COM
Charim..... COM	Highway..... 8	Night Code..... COM	Soho..... 9	Centime..... 6
Cheerio..... COM	Hint..... 9	Nostalgia..... 8	Sophia..... 8	Cetus..... 9
Chess..... 9	Holstein..... 8	O	Spectacle..... 9	Chain Link..... 8
Cirrus..... COM	Hookah..... 9	Office The Grid..... COM	Spike..... COM	Classic..... COM
Columbus Circle..... 7	How Dashing..... 8	Online..... 9	Spoonful..... 8	Code..... 8
Complicity..... COM	Hush..... 6	Open End..... COM	Sprinkle..... COM	Core..... 9
Composed..... COM	Hybernia..... 8	Open Water..... COM	Stanley..... 10	Corinthian..... 7
Cool Comfort..... 8	I	Orbison..... 10	Stearns..... 10	Court..... 9
Coral..... COM	Ikat..... COM	Orchestra..... COM	Straight Up..... COM	Cowboy..... 7
Crest..... COM	Index..... 10	Orion..... COM	Strawberry Fields..... COM	Croc..... 10
Crew..... 10	Industry..... COM	Otti..... COM	Stripe It Rich..... COM	
Cutting Edge..... COM	Isle..... COM	Otto..... COM	Stuttgart..... COM	
D	Ivaloo..... COM		Swing..... COM	
Dance Line..... 10			Sylk..... COM	
Daybreak..... 10				





**Performance Fabrics  
& Crypton**

Ace.....	6	Interplay.....	8
Acrobat.....	10	Interval.....	7
Adirondack.....	9	Isabella.....	COM
Aero.....	10	Jam Session	
Aloha.....	COM	with Agion.....	COM
Arc.....	8	Jambi Stripe.....	10
Ascend.....	9	Jasmine Screen.....	9
Balance Beam.....	10	Jump with Agion.....	COM
Bali.....	9	Knock Knock.....	COM
Bass Line.....	10	Labyrinth.....	10
Beatbox.....	9	Leaps & Bounds.....	9
Beep Beep.....	10	Lindley Park.....	6
Bespoke.....	7	Line Dance.....	8
Block Party.....	9	Linus.....	9
Bloom.....	COM	Makeover.....	10
Bongo.....	COM	Manchester.....	7
Breton.....	10	Marimba.....	9
Bryant Park.....	5	Mingle.....	8
Calla.....	10	Montage.....	7
Cannon Beach.....	COM	New Hempstead.....	5
Catalina.....	8	Next Scene.....	9
Catwalk.....	9	Nova.....	8
Celeste.....	10	Now & Zen	
Chauncey.....	7	with Agion.....	COM
Chi with Agion.....	10	On the Money.....	9
Chloe.....	9	Pacifica.....	COM
Cinnamon Blossom.....	COM	Park Avenue.....	8
Coco.....	9	Persuasion.....	8
Colden.....	10	Polka.....	7
Comeback.....	COM	Posh.....	7
Continuum.....	8	Portico.....	8
Cottonwood.....	10	Profile.....	8
Courtyard.....	COM	Raquette.....	10
Cozy.....	8	Realm.....	7
Cruisin'.....	COM	Respite.....	9
Crypton Metro.....	7	Retrograde.....	7
Crypton Suede.....	7	Rolling Stones.....	COM
Current.....	9	Salinas.....	COM
Curves Ahead.....	10	San Simeon.....	COM
Daddy-O with Agion..	10	Satellite.....	7
Dart.....	6	Seagrass.....	10
Detail.....	10	Second Act.....	10
Double Time		Sideline.....	8
with Agion.....	COM	Skyline.....	COM
Duet.....	8	Snuggle.....	7
Elderberry.....	COM	Splash.....	8
Equinox.....	9	Squire.....	7
Fenestra.....	COM	Stellar.....	6
Firefly.....	10	Stipple.....	7
Flex.....	8	Straight and Narrow..	10
Flight.....	10	Sumatran Palm.....	COM
Flip Flops.....	10	Summit.....	8
Florentine.....	COM	Sunburst.....	9
Folio.....	9	Supersillyness.....	COM
Free Hand.....	8	Swivel.....	10
Furrows.....	6	Tracing.....	8
Geodesic.....	10	Transcend.....	6
Glacier.....	5	Tribeca.....	6
Happy Hour.....	8	True Path	
Hands On.....	8	with Agion.....	COM
Happy Tappy.....	COM	Tweed.....	8
Haven.....	7	Up Tempo	
Helix.....	10	with Agion.....	9
Hive.....	7	Urban Grid.....	7
Horizons.....	COM	Vanish.....	COM
Hourglass.....	10	Vapor.....	COM
Hudson.....	9	Velocity.....	8
I Spy.....	10	Vermont.....	COM
Inside Track.....	6	Vibe.....	9

Vintage.....	COM
Vision.....	6
Voltage.....	COM
Willow Talk.....	10
Wish.....	COM
Whirl.....	10
Zoom.....	8

**Michael Graves Collection**

Tuscan Hills.....	COM
Umbrian Rain.....	COM

**Michael Graves  
Vistas Collection**

Grove.....	10
Panorama.....	COM
Sunswept.....	COM
Vineyard.....	COM

**Michael Graves  
Voyages Collection**

Auberge.....	COM
Entrada.....	10
Excursion.....	8
Latitude.....	7
Valise.....	8

**Light Play  
by Robert A.M. Stern**

Diffusion.....	COM
Impression.....	COM
Oscillate.....	COM
Scintillate.....	COM
Tessellate.....	COM

**The Cartouche Collection  
by Robert A.M. Stern**

Acanthus.....	COM
Balustrade.....	COM
Cyma.....	COM
Links.....	10
Spindles.....	COM

**The Tracery Collection  
by Robert A.M. Stern**

Algiers.....	COM
Canterbury.....	COM
Delphi.....	10
Mali.....	10
Malta.....	COM
Mumbai.....	COM
Seville.....	COM
Stratford.....	COM

**The Lumina Collection  
by Patty Madden**

Aura.....	COM
Lucent.....	10
Radiance.....	COM
Spark.....	COM

**Sarana by Clodagh**

Chakra.....	COM
Deza.....	COM
Jala.....	COM
Kambala.....	COM
Ketana.....	COM
Varati.....	COM

**Vinyl**

Abacus.....	10
All American.....	5
Archetype.....	8
Atlas.....	5
Atmosphere.....	6
Avant.....	5
Bambu-Envi™.....	9
Bistro.....	5
Bon Voyage.....	COM
Budget Black.....	4
Burkshire.....	6
Carlisle.....	6
Casablanca.....	10
Cassidy.....	6
Catalyst.....	5
Chroma.....	7
Cirque.....	8
Citadel.....	5
Clean Slate.....	6
Colorguard.....	5
Core.....	5
Dash.....	7
Divya.....	6
Dodgeball.....	9
English Pub.....	6
Expressions.....	6
Facet.....	6
Fizz.....	8
GeoMet.....	7
Grand Sierra.....	5
Grille.....	6
Kilkenny Tweed.....	6
Laredo.....	5
Liquid.....	8
Matrix.....	7
Mica.....	6
Moccasin.....	5
Montana.....	5
Natural World.....	COM
Nauga Leather.....	6
Naugasoft.....	5
Neochrome III.....	5
Oxford.....	6
Patriot Plus II.....	5
Petals.....	9
Raffia.....	6
Rainier.....	5
Rally.....	5
Rialto.....	6
Rogue II.....	5
Script.....	7
Sentry-HC.....	6
Scout.....	6
Shantung.....	6
Simplicity.....	6
Sleek.....	6
Smile.....	10
Smoothie.....	6
Sphere.....	8
Stat Con.....	8
Stitch in Time.....	7
Symphony Classic....	6
Tendrill.....	7
Tessuto.....	6
Trax.....	7
Vegas.....	5
Verdure-EnVi™.....	8

Walk the Line.....	COM
Whitney.....	8
Ziggy.....	6
Zodiac.....	6

**Patty Madden Vinyl**

Affinity.....	8
Aspen.....	8
Banyan.....	8
Bari.....	8
Capreni.....	8
Eli.....	8
Juxy.....	9
Lava.....	10
Martini.....	8
Olympus.....	9
Plexus.....	10
Prisma.....	8
Revolve.....	COM
Ripple.....	10
Riveria.....	8
Slightwave.....	10
Vortexia.....	COM
Waterwand.....	COM
Wicker.....	10
Ybor.....	9

**PVC Free**

Arioso.....	N/A
Camino.....	COM
Cielo.....	COM
Dakota.....	6
Elan-HC.....	COM
Glisten.....	COM
Mesa.....	COM
Modena.....	8
Moxie.....	8
Sedona.....	COM
Silverado	
with Agion.....	9
Solitare.....	7
Sterling with Agion..	9
Sundance	
with Sta-Kleen....	7
Tender.....	COM
Volterra-HC.....	COM
Wink with Agion.....	9
Wyatt.....	7

A	Cross Court..... COM	Houndstooth Plaid... COM	Mindlge..... 8	Rotary..... COM
Acacia..... 10	Crosshatch..... 9	Hyphen..... 8	Mod..... COM	Rothestay..... 10
Adler..... 7	Crossroads..... 7	I	Modern Tweed..... COM	Rough & Ready II..... 8
Agave..... 10	Crossweave..... 6	Inertia..... 10	Moderne..... COM	Round Leaves..... COM
Aggregate..... 8	Crosswind..... 8	Inga Large..... COM	Mohair Plus..... COM	Rove..... 9
Ainsley..... COM	Culebra..... COM	Inga Large with Knit Backing.. COM	Morning Star..... 9	Rumeli..... 7
Alcazar..... 7	Current..... 9	Inga Small..... COM	Motif..... 10	S
Alchemy..... 7	Cusco..... COM	Inga Small with Knit Backing.. COM	Myddleton..... COM	Samba Otra Vez..... 10
Alemanly..... 10	Cut & Paste..... COM	Inkling..... 10	N	Samba..... 10
Alistair..... 10	D	Inlet..... 7	Negril..... COM	Santiago..... COM
Alpine..... 7	Dahlia..... 10	Inside Edge..... 10	New Selkirk..... COM	Saugatuck..... 8
Amaranth..... 10	Dapper..... 7	Interlock..... 10	Nexus..... 10	Savile Plaid..... COM
Amuse..... COM	Dart..... 10	Introvert..... 7	Noble..... 6	See Saw..... 10
Amwell..... COM	Dashing..... 6	Iona..... COM	Nonchalant..... 7	Seed..... 9
Annex..... 8	Delaine..... 8	Irregular Grid..... 9	Notion..... 10	Senna..... 10
Appleseed..... 8	Dharma Stripe..... 8	Isometry..... 10	O	Sequence..... COM
Argiano..... 7	Dichotomy..... COM	Isotope..... 8	Omar..... 7	Sett..... COM
Argy II..... COM	Dot to Dot..... 10	J	Ophidian..... 8	Shibori Stripe..... COM
Array..... COM	Draft..... 10	Jaunt..... COM	Opulent..... 6	Shimmering Tide... 10
Arthur..... COM	E	Journey..... COM	Oscillate..... 10	Signal..... COM
Aksel..... 10	Eastside..... COM	K	Oxford Stripe..... COM	Singing in the Rain... 6
Aster..... COM	Elgin..... COM	Kabuki..... 9	P	Skye..... COM
Astrid..... 8	Ellipsis..... 5	Kalahari..... 8	Palomino..... 7	Sonic Plus..... 10
B	Eon..... 8	Kames..... COM	Paradigm..... COM	Sorano..... 6
Banda..... 10	Epiphany..... 8	Kanthas..... COM	Parga..... 6	Southside..... 10
Baratto..... 10	Essence..... 5	Kilmory..... COM	Pavilion Stripe..... 8	Spandau..... 6
Barque..... COM	Exmouth..... COM	Klange..... 9	Pennington..... COM	Spiro..... 10
Basketry..... COM	F	Komposition..... 9	Pentland..... COM	Splendor..... 6
Battista..... COM	Faux Sure..... 9	L	Petite Forest..... 9	Starbust..... COM
Bee..... 6	Figure Eight..... 10	Laque..... 8	Phase..... 8	Stacks..... 10
Beetled Linen..... 10	Florin..... 9	Lambert..... 10	Pianta..... 8	Steppe..... 8
Beguiled By the Wild.. 10	Flux..... 10	Landau..... 10	Pigment..... 10	Striae..... 7
Big Dot..... 9	Fortuna..... COM	Laureate..... 9	Piiki..... 10	Sugar Shoots..... 10
Birch Bark Plaid..... COM	Friendly Faux..... 9	Lattice..... 10	Pinball..... 10	Sugatuck..... 9
Bit..... 7	Fuse..... 9	Leafette..... 7	Pivot..... 8	Sunburst..... COM
Block Print..... 10	G	Leap..... 8	Pleat..... 9	Swayed..... Pika
Bolt..... 8	Gale..... 7	Leaf Dot..... 9	Polygon..... COM	Swing..... COM
Bordo..... 10	Gallone..... 9	Leaves..... 9	Pop Art..... 10	Swing Set..... 10
Bossa Nova..... 9	Gamut..... 5	Leland..... 8	Porte..... 8	Synthesis..... 10
Botanique..... 7	Genoise..... COM	Linari..... 6	Posey..... COM	T
Bounce..... 10	Glaze..... 8	Lindos..... 8	Prairie..... 7	Tack Cloth..... 9
Braemar..... COM	Gleam..... 8	Lino..... 7	Prime..... 6	Taftan..... 8
Boucle..... 9	Glen Arbor..... 8	Lioret..... 8	Precision..... 8	Taftan Unfinished... 8
Boucle Two Tone... 7	Gradate..... 10	Little Dot..... 9	Pueblo..... 9	Tailored Stripe..... 7
Boyne..... 7	Gramercy..... COM	Little Plaid..... 8	Q	Tarascon..... 6
Breena..... 7	Grandeur..... 6	Lofty..... 7	Quintessence..... 9	Terrain..... 10
Brisbane..... COM	Great Lakes..... 7	Lolland..... COM	R	Tessellate..... COM
C	Griglia..... 8	Loop to Loop..... COM	Radar..... 10	Tetris..... COM
Caiman..... 7	Guild..... COM	Lorien..... 10	Rail..... 10	The Last Aphid..... COM
Cascadia..... 8	H	Ludington..... 5	Ramshead..... COM	Theory..... 7
Cassava..... COM	Halos..... 9	Luster..... 8	Razor Stripe..... 10	Tinos..... 10
Catalyst..... 8	Hashtag..... 7	Lydia..... COM	Refine..... 6	Tiny Herringbone... 9
Cestino..... 10	Hatchmark..... 10	M	Reppweave..... 7	Titanium..... 10
Chapiteau..... 8	Heather..... 9	Maglia..... COM	Razor Stripe..... 10	To the Point..... 7
Checker Stripe..... COM	Hem Stitch..... 7	Majolica..... COM	Rice..... 9	Token..... 10
Chevron..... COM	Henrietta..... COM	Mandala..... 9	Rio Grande..... 9	Tombolo..... 7
Chromatic..... 8	Henrik Large..... COM	Margin..... COM	Restore..... 8	Top Spin..... COM
Circa..... 8	Henrik Large with Knit Backing.. COM	Match Point..... COM	Reuse..... COM	Topiary..... 8
Circolo..... 8	Henrik Small..... COM	Melange..... 7	Rivergrass..... 8	Trace..... COM
Circumference..... COM	Henrik Small with Knit Backing.. COM	Melrose..... COM	Rivet Pearl..... 7	Tramway..... 10
Claire..... COM	Hexstripe..... 9	Metamorphosis.... 10	Rivet..... 7	Transport..... COM
Clerkenwell..... COM	Holmes..... COM	Metta..... 6	Rocket..... 6	Transpose..... 9
Closed Loop..... 8	Honor Plus..... COM	Microgrid..... 7	Rosario..... COM	Travertine..... 7
Clyde..... 10	Horizon..... COM	Migration..... 10	Rosslyn..... 10	Tumble Stones..... 10
Cobble..... COM				Tumbleweed..... 9
Colorblock..... 10				Turnberry..... COM
Colorful Plaid..... 10				Tweed..... COM
Converge..... 10				Tweed Multi..... 6
Coupe..... 10				

U

Urban Grid..... 10

V

Valanka..... 10

Valet..... 8

Variant..... COM

Versed..... 6

Vivid..... 6

Volley..... COM

Vox..... 8

W

Wensley..... 9

Westside..... COM

Whim..... 8

Winsome..... 7

Wire..... COM

Wood Work..... 10

Woodcut..... 8

Wren..... 6

Y

Yoruba..... 10

Yucca..... 8

Z

Zhuba..... 8

Zocalo..... 10

A	Climb..... COM	Foliage..... COM	Melange Tweed..... COM	Repeat Classic..... COM
A Band Apart..... COM	Coach Cloth..... COM	Folklore..... COM	Memory..... COM	Repeat Classic
Abacus..... COM	Cobblestone..... COM	Fraction..... COM	Meridian..... 9	Houndstooth..... COM
Abacus Standard..... 9	Coin..... 6	Fruit..... COM	Messenger..... 7	Repeat Classic Print.. COM
Acre..... 8	Coin Crypton..... 10		Metric..... 7	Repeat
Across..... 10	Coincide..... N/A	G	Micro..... 7	Classic Stripe..... COM
Aftermath..... COM	Coincide High	Garden by	Mikado..... COM	Repeat Dot..... COM
Agency..... COM	Performance..... N/A	Hella Jongerius... COM	Milestone..... 6	Repeat Dot Pixel..... COM
Akimbo..... 10	Colline by Kvadrat... 9	Geometri..... COM	Millerstripe..... COM	Repeat Dot Print..... COM
Align..... 9	Colorwheel..... COM	Grade..... COM	Mimic..... 10	Rule..... COM
Alloy..... 8	Column..... COM	Grid..... COM	Mineral..... 8	
Alpaca Epingle..... COM	Commentary..... 9		Minimal..... 9	S
Alpaca Herringbone... COM	Compartment..... COM	H	Mister..... COM	Salon..... COM
Alpaca Velvet..... COM	Compound..... 9	Hallingdal	Mode..... 7	Schema..... COM
Alpine Stripe..... COM	Confetti by	by Kvadrat..... COM	Mohair Extreme..... COM	Scout..... 9
Alter..... 9	Hella Jongerius.... COM	Hedge..... 9	Mohair Panne..... COM	Scribe..... 10
Anagram..... COM	Contrary..... COM	Helix..... COM	Mohair Supreme..... COM	Scuba..... 8
Arabesque..... COM	Cotton Velvet..... COM	Herringbone Stripe.. COM	Monk's Wool..... COM	Seam..... 9
Aria..... COM	Couple..... 10	Highfield	Mortise..... COM	Sequence..... 10
Article..... 7	Cover..... 9	by Kvadrat..... COM		Shadowbox..... COM
	Crew..... COM	Hinge..... COM	N	Sheen..... 9
B	Crisp Backed..... 6	Horsehair Basket..... COM	Names..... COM	Shuttle..... 10
Balustrade..... COM	Crosspatch..... COM	Horsehair Check..... COM		Shuttle Standard.... 9
Banister..... COM	Crush..... 9	Horsehair Striae..... COM	O	Signal..... 10
Bar..... 6	Cursive..... COM	Horto..... COM	Oblique..... 6	Silk Canvas..... COM
Bar Crypton..... 10		Houndstooth..... COM	Octave..... COM	Skein..... 8
Basel by Kvadrat..... 9	D	Hours by	Oda by Kvadrat..... COM	Small Dot Pattern.... COM
Bavaria..... COM	Dart..... 10	Hella Jongerius.... COM	Offset..... COM	Snap..... COM
Bavaria Stripe..... COM	Dash..... 9		Omen..... 9	Soft Tweed..... COM
Beam..... COM	Decode..... COM	I	Optik..... COM	Sort..... 9
Before..... 9	Deconstructed Rose. COM	Industry..... COM	Orakelblume..... COM	Stack..... 8
Beside..... 10	Defer..... 8	Intertwine..... 10	Ottoman Stripe..... COM	Star by Kvadrat..... COM
Bespoke Stripe..... COM	Design 9297..... COM		Outback by Kvadrat.. 10	Stature..... 8
Bevel..... 9	Dingbats..... COM	J		Steady..... 8
Big Stripe..... COM	Disc..... 6	Jacobs Coat..... COM	P	Steady Crypton..... 9
Bitmap..... 7	Disc Crypton..... 10		Painted Stripe..... COM	Steelcut by Kvadrat.. 10
Blip..... COM	Disperse..... 8	K	Palio by	Steelcut Trio
Blocks..... COM	Ditto..... COM	Kindred..... COM	Alexander Girard.. COM	by Kvadrat..... 10
Blumen..... COM	Divide..... 6	Knob..... COM	Parched Silk..... COM	Strand..... 9
Borders..... COM	Divide Crypton..... 10	Knot..... COM	Park by	Stride..... 8
Bound..... 9	Divina by Kvadrat.... 10		Hella Jongerius... COM	Stripes..... COM
Boundary..... 9	Divina MD	L	Pavement..... COM	Strum..... 8
Bridge..... 9	by Kvadrat..... 10	Lanalux..... COM	Paver..... 9	Study..... COM
Bright Angle..... COM	Divina Melange	Lariat..... 6	Pebble Wool..... COM	Sudden..... 9
Bright Cube..... COM	by Kvadrat..... 10	Lark..... COM	Pebble Wool Multi... COM	Superweave..... COM
Bright Grid..... COM	Division..... 8	Latch..... COM	Pennant..... COM	Surge..... 10
Brushed Camel..... COM	Dot Pattern..... COM	Layers Garden..... COM	Periphery..... COM	
Brushed Cashmere.... COM	Double Triangles.... COM	Layers	Pick..... 5	T
Brushed Merino..... COM	Drape..... COM	Garden Double... COM	Pick Crypton..... 8	Tailor..... 9
		Layers Park..... COM	Pitch..... 7	Tally..... COM
C	E	Layers Park Double... COM	Plait..... 10	Tandem..... 10
Candid..... 7	Eden..... COM	Layers	Plait High	Tangram..... COM
Canvas by Kvadrat.... 9	Ellipsis..... COM	Vineyard Large... COM	Performance..... 9	Technic..... 5
Carapace by	Emblem..... COM	Layers	Plural..... COM	Telary..... COM
Hella Jongerius.... COM	Emboss..... 10	Vineyard Small... COM	Ply Mesh	Terrace..... 10
Cartouche..... 10	Enmesh..... 10	Ledger..... 8	Black/Tan..... COM	The Firm..... COM
Cashmere Ripple..... COM	Epingle Stripe..... COM	Lens..... 10	Pocket..... COM	The Story of
Centric..... COM	Exaggerated Plaid... COM	Letters..... COM	Point..... COM	my Life..... COM
Certain..... 9	Exchange..... 9	Lineage..... 8	Pressed Plaid..... COM	Tilt..... 9
Chalet..... 10		Link..... 10		Tokyo by Kvadrat.... COM
Chance..... 10	F	Lift..... COM	Q	Tonica by Kvadrat... 9
Checker..... COM	Facets..... COM	Linomix..... COM	Quatrefoil..... COM	Tonus by Kvadrat.... 10
Checker Split..... COM	Fasten..... COM	M	Quick..... 7	Toostripe..... COM
Chenille Cord..... COM	Fathom..... 8	Manner..... 6		Topas by Kvadrat.... 9
Chenille Stripe..... COM	Feature..... COM	Marquee..... 8	R	Trait..... 8
Chime..... 8	Fiddle..... COM	Massive Paisley..... COM	Radiant..... COM	Transport..... COM
Chock..... COM	Floret..... COM	Matrix..... COM	Recollection..... 9	Tread..... 10
Cinch..... 7	Fluent Crypton..... 8	Meander..... COM	Reef..... COM	Treat..... COM
Cipher..... COM	Fluted Silk..... COM	Mechanism..... COM	Reel..... COM	Trees..... COM
Circles..... COM	Focus..... 7	Medium..... 7	Regatta..... COM	Trellis..... COM
Circuit..... 10	Fold..... 9		Remix by Kvadrat.... 9	Tremor..... 10

## Maharam Continued

Trio..... COM  
Turn..... 10  
Twice..... 9  
Twine..... 10

### U

Unisol..... COM  
Urban..... 10

### V

Vary..... 8  
Venn..... 10  
Vestige..... COM  
Vineyard by  
    Hella Jongerius..... COM  
Voyage..... COM

### W

Waterborn  
    by Kvadrat..... COM  
Waxen..... 8  
Wedge..... COM  
Weimar..... COM  
Whirl..... COM  
Wool Rib..... COM  
Wool Striae..... COM  
Wool Velvet..... COM  
Wrap..... 10

For Memo Samples and availability contact Maharam at 800-645-3943 or online at [www.maharam.com](http://www.maharam.com)

### W

W..... 8  
Wensley..... 9  
Westside..... COM  
Winsome..... 7  
Wire..... COM  
Wood Work..... 10  
Woodcut..... 8  
Wren..... 6

<b>A</b>	<b>H</b>	Shantung..... 6	Gala..... 8	City Lights..... 9
Align..... 6	Haberdash..... 6	Sherlock..... 6	Guardian..... 6	Cuddle Up..... 8
Artistry..... 6	Hoopla..... 7	Soleil..... 9	Interlochen..... 7	Debonair..... 10
Ascension..... 10	<b>I</b>	Solid Ground..... 8	Key Largo..... 5	Debut..... 10
Aurora..... 10	Impulse..... 7	Sophisticate..... 6	Linen..... 5	Disco..... 8
Avenue..... 9	In The Groove..... 7	Source..... 7	Madrid SP Black..... 3	Domain..... 7
<b>B</b>	Infinity..... 10	Source plus DuraBlock™.. 8	Microdot..... 7	Entourage..... 10
Banner..... 6	Intrigue..... 7	Spacer Mesh..... 5	Oxen SP Black..... 3	Escapade..... 10
Bar None..... 8	<b>J</b>	Spotlight..... 9	Peerless..... 6	Fable..... 9
Batik..... 6	Jenga..... 8	Synapse..... 10	Pinehurst..... 7	Fairy Tales..... 10
Bella..... 9	Jubilee..... 6	<b>T</b>	Prado..... 7	Fathom..... 8
Boteh..... COM	Juncture..... COM	Therory..... 6	Punch..... 6	Finale..... 7
Bungalow..... 10	<b>K</b>	Twister..... 8	Sequence..... 6	Finish Line..... 9
Burst..... 8	Karma..... 9	<b>V</b>	Sierra SP Black..... 3	Frequency..... 10
<b>C</b>	Kismet..... 9	Valet..... 6	Silk Screen..... 6	Habitat..... 8
Camelot..... 8	Lunar..... 8	Variant..... 5	Silverweave..... 6	Holiday..... 8
Canvas..... 8	<b>L</b>	Venue..... 7	Skate..... 7	Jitterbug..... 8
Catalyst..... 7	Locomotion..... 7	Vibrant..... 8	Sketch..... 6	Journey..... 8
Cavalier..... 6	Lunar..... 8	Vogue..... 8	Slick..... 6	Malibu..... 7
Charade..... 10	<b>M</b>	<b>W</b>	Spirograph..... 7	Metro..... 6
Circuit..... 10	Madras..... 8	Wildflower..... 10	Toss Up..... 7	New Dimensions..... 10
Circumference..... 10	Mandala..... COM	<b>Premiere Collection</b>	Tributary..... 7	Nirvana..... 10
College..... COM	Marquise..... 6	Array..... 9	Tussah..... 7	Nostalgia..... 7
Component..... 7	Marvel..... 9	Awakening..... COM	Uptown..... 6	Obsession..... 10
Continuum..... 5	Matrix..... 10	Botanica..... 9	Vinyl Stat ESD..... 7	On the Spot..... 10
Cross Check..... 4	Maze..... 9	Convergence..... COM	Wallaby SP Black..... 3	Panache..... 10
<b>D</b>	Meander..... 7	Eleanor Rigby..... 9	Webscape..... 7	Paparazzi..... 10
Dapper..... 6	Monogram..... 7	Empire..... COM	Willow..... 7	Paradise..... COM
Daydream..... 7	Moonscape..... 6	Enigma..... 10	<b>Faux Leather</b>	Pastime..... 8
Dazzle..... 8	Mosaic..... 7	Hole In One..... 9	Antique..... 6	Pathway..... 8
Destiny..... 6	Mosaic plus DuraBlock™.. 9	Hopsack..... 7	Berkshire..... 7	Positive Thoughts... 10
Destiny plus DuraBlock™.. 8	Motif..... 10	Illusion..... 10	Bolero..... 7	Primo..... 8
Detail..... 8	Myriad..... 9	Jumpin' Jacks..... 10	Caressa..... 6	Rain Dance..... 8
Duraweave®..... 4	Mystic..... 6	Oracle..... 10	Caressa Suede..... 6	Ratio..... 10
<b>E</b>	<b>N</b>	Ottoman..... 9	Cascade..... 7	Razzmatazz..... 10
Echo..... 7	Nuance..... 9	Paradigm..... 9	Cayman..... 9	Realm..... 10
Ecosphere..... 9	Nylon-Stat ESD..... 8	Pavilion..... 10	Cork..... 7	Rebound..... 10
Element..... 6	<b>O</b>	Rock & Roll..... 9	Counterpoint..... 7	Replay..... 9
Encore..... 8	Optic..... 5	Sakura..... COM	Durango..... 5	Round 'N Round..... 10
Equation..... 7	Orbit..... 7	Sashiko..... COM	Emu..... 5	Smart Suede..... 7
Equinox..... 7	<b>P</b>	Stop & Go..... 9	Florentino..... 5	Social Network..... 8
Erode..... COM	Patio..... 6	Stratosphere..... COM	Glimmer..... 7	Solaris..... 10
Esprit..... 8	Pinnacle..... 7	Tangled Web..... 10	Hombre..... 7	Stanza..... 8
Essex..... 7	Plaza..... 7	Turnabout..... 10	Jekyll & Hyde..... 6	Suede..... 7
Europa..... 8	Portal..... 8	Undercurrent..... 10	Kobe..... 5	Swank..... 9
Evolve..... 10	Prism..... 5	Venetian..... COM	Komodo..... 7	Tangram..... COM
<b>F</b>	Pulse..... 9	Vintage Mohair..... COM	Laredo..... 7	Tea Leaves..... 9
Facets..... 9	<b>Q</b>	Volante..... COM	Longhorn..... 7	Time Line..... 8
Factor..... 7	Quattro..... 5	<b>Vinyl</b>	Makore..... 9	Whimsy..... COM
Fantasy..... 10	<b>R</b>	All Seasons..... 5	Maverick..... N/A	Xanadu..... 10
Figure Eight..... 6	Rapport..... 6	All Use..... 5	Melody..... 8	
Flock..... COM	Reiki..... 10	Apex..... 7	Milano..... 6	
Flower Power..... 7	Relic..... 10	Athens..... 6	Outback..... 5	
Focal Point..... 7	Reverb..... 6	Atomic..... 7	Palermo..... 7	
Forté..... 4	Rhythm..... 10	Blocks..... 6	Patent..... 7	
Foundation..... 5	Ritz..... 7	Chaps..... 6	Phoenix..... 6	
<b>G</b>	<b>S</b>	Charette..... 7	Quark..... 10	
Genesis..... 5	Sequel..... 5	Charette..... 7	Rift..... 7	
Genesis plus DuraBlock™.. 7	Sequel plus DuraBlock™.. 6	Contempo..... 6	Shimmer..... 7	
Glee..... 7		Crystals..... 7	Verona..... 6	
Groundwork..... 9		Curlicue..... 6	<b>Woven Crypton</b>	
		Dakota..... 6	Acclaim..... 7	
		Dande..... 7	Amadeus..... 10	
		Dublin Tweed..... 6	Arabesque..... 8	
		Entwine..... 7	Aristocrat..... 8	
		Finesse..... 7	BeBop..... 9	
			Big Top..... 9	
			Brio..... 8	
			Celtic..... 8	

A	Focal..... 7	Pique..... 7	Infusion..... 9
Ace..... 5	Fuse..... 5	Prospect..... 7	Intermezzo..... COM
Aldo..... COM	Free..... 7	Proximity..... COM	Isla..... 8
Allegory..... COM			Jest..... 9
Amenity II..... 10	G	Q	Keynote..... 6
Amuse..... 7	Geo..... COM	Quirk..... 7	Kindred..... 9
April..... 9			Mensa..... COM
Arrange..... COM	H	R	Oath..... 7
Ascend..... 8	Habit..... 6	Rally..... COM	Pace Incase..... 8
Audio..... 10	Hearsay..... COM	Revolve..... COM	Pace..... 8
Audubon..... COM	Helm..... 10	Riga..... COM	Parkside Incase..... 8
Avenue..... 7	Hue..... 5	Rivet..... 7	Parkside..... 9
Axis..... 6			Redux..... 7
	I	S	Scribe..... 8
B	Impact..... 7	Sail..... COM	Sidebar Incase..... 8
Bandwidth II..... 8	Index..... COM	Scan..... COM	Sidebar..... 9
Bangle..... 4	Infinity..... 6	Scape..... COM	Soma..... COM
Banter..... 9	Inner Circle..... COM	Sense..... 7	Span Incase..... 8
Basis..... 5	Insight..... 5	Sketching Air..... COM	Span..... 8
Beep..... 6	Interim..... COM	Skip..... 6	Spin..... COM
Bento..... 9	Intermix II..... 7	Small Talk..... 10	Swayll..... 10
Bestow..... 10	Intersect..... 7	Solace..... 6	Waver..... 8
Bias..... 9	Interval..... 5	Solo2..... 7	Synergy..... 7
Bloc..... 9		Sort..... 10	Torque..... COM
Boom..... 6	J	Spance Increase..... 8	Upside..... 10
Boom II..... 6	Jardin..... 10	Starboard..... COM	Viva II..... 8
Boxcar..... COM	Jitney..... 8	Strut..... 8	Zola..... COM
Brisk..... 10	Juncture..... COM	Symbol..... COM	
Buoy..... 10		Syntax..... 6	
	K	T	<b>Coated Fabrics</b>
C	Kindle..... 9	Tactic..... COM	Acoustic..... 10
Cairns..... COM	Kinney..... 7	Tesla..... 10	Agora II..... 6
Camber..... 10	Knack..... 6	Tone..... 7	Beeline..... 6
Carlo..... COM	Kudos..... COM	Tradition..... 6	Bravo II..... 6
Centric..... 9		Trefoil..... 10	Canter..... 5
Channel..... 8	L	Trove..... COM	Cashmere II..... 5
Chipper..... 9	Lineup..... 6	Turin..... COM	Cycle..... 8
Cinch..... 5	Livia..... COM	Twist..... COM	Eon..... 6
Cite..... 10	Lloyd..... COM		Foray..... 7
Clang..... 7	Lore..... COM	V	Icon..... N/A
Coco..... 6	Lucio..... COM	Vario..... 6	Kindred..... 8
Context..... 5	Ludwig..... COM	Via..... 6	Nifty..... 6
Core..... 4		Veer..... 10	Rein II..... 7
Course..... COM	M	Venue..... 7	Row..... 7
Crossing Colors..... 10	Malmo..... COM	Vox..... 5	Silica Etch..... 9
Current..... 6	Mapping Ideas..... COM		Silica Leather..... 9
	Marathon..... 6	W	Silica Prints..... COM
D	Marcel..... COM	Wander..... 10	Silica Tech..... 9
Dash..... 10	Medley..... 8	Waver..... 8	Silica..... 9
Dayspell..... 10	Millennium..... 6	Weaving Palettes..... 9	Sublime II..... 6
Decode..... 6	Mix..... COM	Whim..... 8	Tetra..... 7
Delve..... 10	Molto..... COM		Velocity..... 8
Dive..... 10		<b>Crypton</b>	
Dividend..... 10	N	Align..... COM	
Drawing Lines..... COM	Nagoya..... COM	Ardour II..... COM	
Drift..... COM	Neon..... COM	Ascend..... 8	
Duo..... 10	Nimble..... COM	Avanti..... COM	
Domain..... 8		Catalogue..... COM	
	O	Central..... 8	
E	Odyssey..... 6	Channel..... 8	
Ebb..... COM	Orgin..... 2	Cover Cloth..... 6	
Edison..... COM	Ohs II..... COM	Domain..... 8	
Embark..... 9		Effloresce..... COM	
Epic..... 6	P	Elevate..... COM	
Estrella..... COM	Painting Strokes..... 10	Emanate..... COM	
Expo..... 4	Panorama..... COM	Evolve..... COM	
	Parable..... 9	Feliz..... 10	
F	Perk..... 4	Flection..... COM	
Fleet..... 10	Photon..... COM	Hula..... COM	
Flow..... 10	Pierre..... COM	Idyll..... COM	
Flux..... COM	Ping..... 8		






**knú**<sup>®</sup>  
C O N T R A C T



> Kadia Metal Visitor..... 29

> Koncert Metal Visitor..... 47

# Kadia Visitor Seating



### Product Specifications

- > Choice of Urethane, Wood, or Solid Surface arm caps available
- > Features Passive Flex Back
- > Features Clean-Out between seat and back
- > Wall-saver Leg Design
- > Pewter Metal Frame Finish
- > Standard with adjustable glides

### To Order, Specify

1. Model Number
2. Textile
3. Finish
4. Options

### Wood Arm Cap Finishes

See Page 9

### Moisture Barrier Options


See Page 9

### Powder Coat Finish Options

Standard color is 540 Pewter. For other metal powder coat finishes there is a minimum order quantity of 50 units per color for an upcharge of \$60 list per single chair/table.

### Solid Surface Arm Cap Options

Solid Surface arm caps standard is Corian "Terra Collection" Color-Antarctica. For non-standard colors, please contact customer service for pricing and availability



### KAD10U - Guest Chair with Urethane Arm Caps

### Leather Price

COM	2 / COL	3	4	5	6	7	8	9	10	AL	GL
999	1,009	1,019	1,029	1,059	1,079	1,119	1,169	1,209	1,259	Contact CS*	

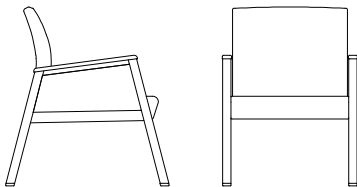
### KAD10W - Guest Chair with Wood Arm Caps

COM	2 / COL	3	4	5	6	7	8	9	10	AL	GL
999	1,009	1,019	1,029	1,059	1,079	1,119	1,169	1,209	1,259	Contact CS*	

### KAD10J - Guest Chair with Solid Surface Arm Caps

COM	2 / COL	3	4	5	6	7	8	9	10	AL	GL
1,099	1,109	1,119	1,129	1,159	1,179	1,219	1,269	1,309	1,359	Contact CS*	

W	D	H	SW	SD	SH	BH	AH	Weight	Cub. Ft.	COM	COL
24.5	30	34	20.75	19.5	18	15.5	26.5	45	16	2	*



### KAD10PU - Guest Chair with Upholstered Panel Inserts and Urethane Arm Caps

COM	2 / COL	3	4	5	6	7	8	9	10	AL	GL
1,169	1,229	1,259	1,289	1,339	1,379	1,439	1,539	1,679	1,779	Contact CS*	

### KAD10PW - Guest Chair with Upholstered Panel Inserts and Wood Arm Caps

COM	2 / COL	3	4	5	6	7	8	9	10	AL	GL
1,169	1,229	1,259	1,289	1,339	1,379	1,439	1,539	1,679	1,779	Contact CS*	

### KAD10PJ - Guest Chair with Upholstered Panel Inserts and Solid Surface Arm Caps

COM	2 / COL	3	4	5	6	7	8	9	10	AL	GL
1,269	1,329	1,359	1,389	1,439	1,479	1,539	1,639	1,779	1,879	Contact CS*	

W	D	H	SW	SD	SH	BH	AH	Weight	Cub. Ft.	COM	COL
24.5	30	34	20.75	19.5	18	15.5	26.5	45	16	2.5	*

# Kadia Visitor Seating

## Product Specifications

- > Choice of Urethane, Wood, or Solid Surface arm caps available
- > Features Passive Flex Back
- > Features Clean-Out between seat and back
- > Wall-saver Leg Design
- > Pewter Metal Frame Finish
- > Standard with adjustable glides

## Wood Arm Cap Finishes

See Page 9

## Moisture Barrier Options


See Page 9

## Powder Coat Finish Options

Standard color is 540 Pewter. For other metal powder coat finishes there is a minimum order quantity of 50 units per color for an upcharge of \$60 list per single chair/table.

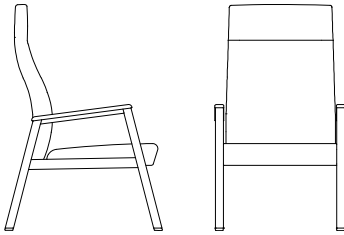
## Solid Surface Arm Cap Options

Solid Surface arm caps standard is Corian "Terra Collection" Color-Antarctica. For non-standard colors, please contact customer service for pricing and availability



## To Order, Specify

1. Model Number
2. Textile
3. Finish
4. Options

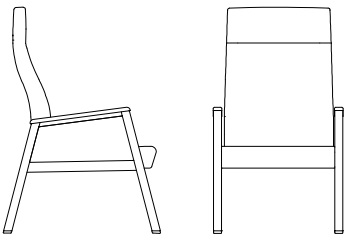


KAD10HU - High Back Guest Chair with Urethane Arm Caps										Leather Price	
COM	2 / COL	3	4	5	6	7	8	9	10	AL	GL
1,159	1,169	1,179	1,189	1,219	1,249	1,289	1,339	1,379	1,439	Contact CS*	

KAD10HW - High Back Guest Chair with Wood Arm Caps											
COM	2 / COL	3	4	5	6	7	8	9	10	AL	GL
1,159	1,169	1,179	1,189	1,219	1,249	1,289	1,339	1,379	1,439	Contact CS*	

KAD10HJ - High Back Guest Chair with Solid Surface Arm Caps											
COM	2 / COL	3	4	5	6	7	8	9	10	AL	GL
1,259	1,269	1,279	1,289	1,319	1,349	1,389	1,439	1,479	1,539	Contact CS*	

W	D	H	SW	SD	SH	BH	AH	Weight	Cub. Ft.	COM	COL
24.5	30	45.5	20.75	19.5	18	29	26.5	50	24	2	*




KAD10HPU - High Back Guest Chair with Upholstered Panel Inserts and Urethane Arm Caps											
COM	2 / COL	3	4	5	6	7	8	9	10	AL	GL
1,329	1,389	1,419	1,449	1,499	1,549	1,609	1,709	1,849	1,959	Contact CS*	

KAD10HPW - High Back Guest Chair with Upholstered Panel Inserts and Wood Arm Caps											
COM	2 / COL	3	4	5	6	7	8	9	10	AL	GL
1,329	1,389	1,419	1,449	1,499	1,549	1,609	1,709	1,849	1,959	Contact CS*	

KAD10HPJ - High Back Guest Chair with Upholstered Panel Inserts and Solid Surface Arm Caps											
COM	2 / COL	3	4	5	6	7	8	9	10	AL	GL
1,429	1,489	1,519	1,549	1,599	1,649	1,709	1,809	1,949	2,059	Contact CS*	

W	D	H	SW	SD	SH	BH	AH	Weight	Cub. Ft.	COM	COL
24.5	30	45.5	20.75	19.5	18	29	26.5	50	24	2.5	*

# Kadia Visitor Seating



### Product Specifications

- > Choice of Urethane, Wood, or Solid Surface arm caps available
- > Features Passive Flex Back
- > Features Clean-Out between seat and back
- > Wall-saver Leg Design
- > Pewter Metal Frame Finish
- > Standard with adjustable glides

### To Order, Specify

1. Model Number
2. Textile
3. Finish
4. Options

### Wood Arm Cap Finishes

See Page 9

### Moisture Barrier Options


See Page 9

### Powder Coat Finish Options

Standard color is 540 Pewter. For other metal powder coat finishes there is a minimum order quantity of 50 units per color for an upcharge of \$60 list per single chair/table.

### Solid Surface Arm Cap Options

Solid Surface arm caps standard is Corian "Terra Collection" Color-Antarctica. For non-standard colors, please contact customer service for pricing and availability



**KAD10BU - Bariatric Chair with Urethane Arm Caps**

**Leather Price**

COM	2 / COL	3	4	5	6	7	8	9	10	AL	GL
1,169	1,179	1,189	1,209	1,259	1,309	1,359	1,439	1,509	1,609	Contact CS*	


**KAD10BW - Bariatric Chair with Wood Arm Caps**

COM	2 / COL	3	4	5	6	7	8	9	10	AL	GL
1,169	1,179	1,189	1,209	1,259	1,309	1,359	1,439	1,509	1,609	Contact CS*	

**KAD10BJ - Bariatric Chair with Solid Surface Arm Caps**

COM	2 / COL	3	4	5	6	7	8	9	10	AL	GL
1,269	1,279	1,289	1,309	1,359	1,409	1,459	1,539	1,609	1,709	Contact CS*	

W	D	H	SW	SD	SH	BH	AH	Weight	Cub. Ft.	COM	COL
33.5	30	34	29.5	19.5	18	15.5	26.5	65	35	3	*



**KAD10BPU - Bariatric Chair with Upholstered Panel Inserts and Urethane Arm Caps**

COM	2 / COL	3	4	5	6	7	8	9	10	AL	GL
1,339	1,399	1,429	1,469	1,539	1,609	1,679	1,809	1,979	2,129	Contact CS*	

**KAD10BPW - Bariatric Chair with Upholstered Panel Inserts and Wood Arm Caps**

COM	2 / COL	3	4	5	6	7	8	9	10	AL	GL
1,339	1,399	1,429	1,469	1,539	1,609	1,679	1,809	1,979	2,129	Contact CS*	

**KAD10BPJ - Bariatric Chair with Upholstered Panel Inserts and Solid Surface Arm Caps**

COM	2 / COL	3	4	5	6	7	8	9	10	AL	GL
1,439	1,499	1,529	1,569	1,639	1,709	1,779	1,909	2,079	2,229	Contact CS*	

W	D	H	SW	SD	SH	BH	AH	Weight	Cub. Ft.	COM	COL
33.5	30	34	29.5	19.5	18	15.5	26.5	65	35	3.5	*

# Kadia Visitor Seating

## Product Specifications

- > Choice of Urethane, Wood, or Solid Surface arm caps available
- > Features Passive Flex Back
- > Features Clean-Out between seat and back
- > Wall-saver Leg Design
- > Pewter Metal Frame Finish
- > Standard with adjustable glides

## To Order, Specify

1. Model Number
2. Textile
3. Finish
4. Options

## Wood Arm Cap Finishes

See Page 9

## Moisture Barrier Options

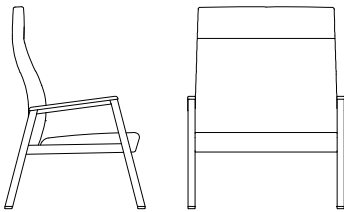

See Page 9

## Powder Coat Finish Options

Standard color is 540 Pewter. For other metal powder coat finishes there is a minimum order quantity of 50 units per color for an upcharge of \$60 list per single chair/table.

## Solid Surface Arm Cap Options

Solid Surface arm caps standard is Corian "Terra Collection" Color-Antarctica. For non-standard colors, please contact customer service for pricing and availability



**KAD10BHU - High Back Bariatric Chair with Urethane Arm Caps**

**Leather Price**

COM	2 / COL	3	4	5	6	7	8	9	10	AL	GL
1,369	1,479	1,549	1,589	1,639	1,719	1,769	1,869	1,959	2,259	Contact CS*	

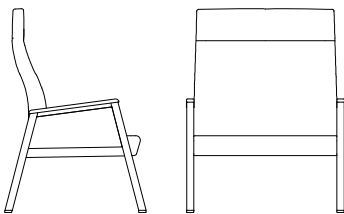
**KAD10BHW - High Back Bariatric Chair with Wood Arm Caps**

COM	2 / COL	3	4	5	6	7	8	9	10	AL	GL
1,369	1,479	1,549	1,589	1,639	1,719	1,769	1,869	1,959	2,259	Contact CS*	

**KAD10BHJ - High Back Bariatric Chair with Solid Surface Arm Caps**

COM	2 / COL	3	4	5	6	7	8	9	10	AL	GL
1,469	1,579	1,649	1,689	1,739	1,819	1,869	1,969	2,059	2,359	Contact CS*	

W	D	H	SW	SD	SH	BH	AH	Weight	Cub. Ft.	COM	COL
33.5	30	45.5	29.5	19.5	18	29	26.5	72	40	3.5	*



**KAD10BHPU - High Back Bariatric Chair with Upholstered Panel Inserts and Urethane Arm Caps**

COM	2 / COL	3	4	5	6	7	8	9	10	AL	GL
1,539	1,699	1,789	1,849	1,919	2,019	2,089	2,239	2,429	2,779	Contact CS*	

**KAD10BHPW - High Back Bariatric Chair with Upholstered Panel Inserts and Wood Arm Caps**

COM	2 / COL	3	4	5	6	7	8	9	10	AL	GL
1,539	1,699	1,789	1,849	1,919	2,019	2,089	2,239	2,429	2,779	Contact CS*	

**KAD10BHPJ - High Back Bariatric Chair with Upholstered Panel Inserts and Solid Surface Arm Caps**

COM	2 / COL	3	4	5	6	7	8	9	10	AL	GL
1,639	1,799	1,889	1,949	2,019	2,119	2,189	2,339	2,529	2,879	Contact CS*	


W	D	H	SW	SD	SH	BH	AH	Weight	Cub. Ft.	COM	COL
33.5	30	45.5	29.5	19.5	18	29	26.5	72	40	4	*

COM is in Yards

\* Contact Customer Service for COL Yardage



# Kadia Visitor Seating



### Product Specifications

- > Choice of Urethane, Wood, or Solid Surface arm caps available
- > Features Passive Flex Back
- > Features Clean-Out between seat and back
- > Wall-saver Leg Design
- > Pewter Metal Frame Finish
- > Standard with adjustable glides

### To Order, Specify

1. Model Number
2. Textile
3. Finish
4. Options

### Wood Arm Cap Finishes

See Page 9

### Moisture Barrier Options


See Page 9

### Powder Coat Finish Options

Standard color is 540 Pewter. For other metal powder coat finishes there is a minimum order quantity of 50 units per color for an upcharge of \$60 list per single chair/table.

### Solid Surface Arm Cap Options

Solid Surface arm caps standard is Corian "Terra Collection" Color-Antarctica. For non-standard colors, please contact customer service for pricing and availability



**KAD20U - 2 Seat Guest Chair with Urethane Arm Caps**

**Leather Price**

COM	2 / COL	3	4	5	6	7	8	9	10	AL	GL
1,559	1,569	1,589	1,609	1,659	1,719	1,779	1,859	1,929	2,049	Contact CS*	


**KAD20W - 2 Seat Guest Chair with Wood Arm Caps**

COM	2 / COL	3	4	5	6	7	8	9	10	AL	GL
1,559	1,569	1,589	1,609	1,659	1,719	1,779	1,859	1,929	2,049	Contact CS*	

**KAD20J - 2 Seat Guest Chair with Solid Surface Arm Caps**

COM	2 / COL	3	4	5	6	7	8	9	10	AL	GL
1,659	1,669	1,689	1,709	1,759	1,819	1,879	1,959	2,029	2,149	Contact CS*	

W	D	H	SW	SD	SH	BH	AH	Weight	Cub. Ft.	COM	COL
45.5	30	34	42	19.5	18	15.5	26.5	79	40	3	*



**KAD20PU - 2 Seat Guest Chair with Upholstered Panel Inserts and Urethane Arm Caps**

COM	2 / COL	3	4	5	6	7	8	9	10	AL	GL
1,729	1,789	1,829	1,869	1,939	2,019	2,099	2,229	2,399	2,569	Contact CS*	

**KAD20PW - 2 Seat Guest Chair with Upholstered Panel Inserts and Wood Arm Caps**

COM	2 / COL	3	4	5	6	7	8	9	10	AL	GL
1,729	1,789	1,829	1,869	1,939	2,019	2,099	2,229	2,399	2,569	Contact CS*	

**KAD20PJ - 2 Seat Guest Chair with Upholstered Panel Inserts and Solid Surface Arm Caps**

COM	2 / COL	3	4	5	6	7	8	9	10	AL	GL
1,829	1,889	1,929	1,969	2,039	2,119	2,199	2,329	2,499	2,669	Contact CS*	

W	D	H	SW	SD	SH	BH	AH	Weight	Cub. Ft.	COM	COL
45.5	30	34	42	19.5	18	15.5	26.5	79	40	3.5	*

# Kadia Visitor Seating

## Product Specifications

- > Choice of Urethane, Wood, or Solid Surface arm caps available
- > Features Passive Flex Back
- > Features Clean-Out between seat and back
- > Wall-saver Leg Design
- > Pewter Metal Frame Finish
- > Standard with adjustable glides

## Wood Arm Cap Finishes

See Page 9

## Moisture Barrier Options


See Page 9

## Powder Coat Finish Options

Standard color is 540 Pewter. For other metal powder coat finishes there is a minimum order quantity of 50 units per color for an upcharge of \$60 list per single chair/table.


## Solid Surface Arm Cap Options

Solid Surface arm caps standard is Corian "Terra Collection" Color-Antarctica. For non-standard colors, please contact customer service for pricing and availability



## To Order, Specify

1. Model Number
2. Textile
3. Finish
4. Options



**KAD20IU - 2 Seat Guest Chair with Intervening Arm and Urethane Arm Caps**

**Leather Price**

COM	2 / COL	3	4	5	6	7	8	9	10	AL	GL
1,759	1,769	1,779	1,809	1,859	1,919	1,979	2,059	2,139	2,239	Contact CS*	


**KAD20IW - 2 Seat Guest Chair with Intervening Arm and Wood Arm Caps**

COM	2 / COL	3	4	5	6	7	8	9	10	AL	GL
1,759	1,769	1,779	1,809	1,859	1,919	1,979	2,059	2,139	2,239	Contact CS*	

**KAD20IJ - 2 Seat Guest Chair with Intervening Arm and Solid Surface Arm Caps**

COM	2 / COL	3	4	5	6	7	8	9	10	AL	GL
1,909	1,919	1,929	1,959	2,009	2,069	2,129	2,209	2,289	2,389	Contact CS*	

W	D	H	SW	SD	SH	BH	AH	Weight	Cub. Ft.	COM	COL
47	30	34	20.75	19.5	18	15.5	26.5	82	40	3	*



**KAD20IPU - 2 Seat Guest Chair with Intervening Arm with Upholstered Panel Inserts and Urethane Arm Caps**

COM	2 / COL	3	4	5	6	7	8	9	10	AL	GL
2,009	2,099	2,139	2,199	2,279	2,369	2,459	2,609	2,849	3,019	Contact CS*	

**KAD20IPW - 2 Seat Guest Chair with Intervening Arm with Upholstered Panel Inserts and Wood Arm Caps**


COM	2 / COL	3	4	5	6	7	8	9	10	AL	GL
2,009	2,099	2,139	2,199	2,279	2,369	2,459	2,609	2,849	3,019	Contact CS*	

**KAD20IPJ - 2 Seat Guest Chair with Intervening Arm with Upholstered Panel Inserts and Solid Surface Arm Caps**

COM	2 / COL	3	4	5	6	7	8	9	10	AL	GL
2,159	2,249	2,289	2,349	2,429	2,519	2,609	2,759	2,999	3,169	Contact CS*	

W	D	H	SW	SD	SH	BH	AH	Weight	Cub. Ft.	COM	COL
47	30	34	20.75	19.5	18	15.5	26.5	82	40	4	*

# Kadia Visitor Seating



## Product Specifications

- > Choice of Urethane, Wood, or Solid Surface arm caps available
- > Features Passive Flex Back
- > Features Clean-Out between seat and back
- > Wall-saver Leg Design
- > Pewter Metal Frame Finish
- > Standard with adjustable glides

## To Order, Specify

1. Model Number
2. Textile
3. Finish
4. Options

## Wood Arm Cap Finishes

See Page 9

## Moisture Barrier Options

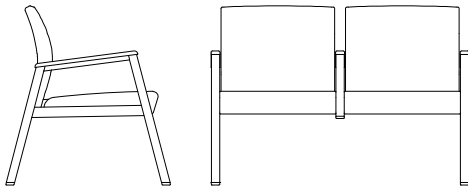
See Page 9

## Powder Coat Finish Options

Standard color is 540 Pewter. For other metal powder coat finishes there is a minimum order quantity of 50 units per color for an upcharge of \$60 list per single chair/table.

## Solid Surface Arm Cap Options

Solid Surface arm caps standard is Corian "Terra Collection" Color-Antarctica. For non-standard colors, please contact customer service for pricing and availability



## Leather Price

### KAD21IU - 2 Seat Guest Chair with Intervening Arm No Center Leg and Urethane Arm Caps

COM	2 / COL	3	4	5	6	7	8	9	10	AL	GL
1,929	1,939	1,949	1,979	2,029	2,079	2,149	2,219	2,309	2,409	Contact CS*	

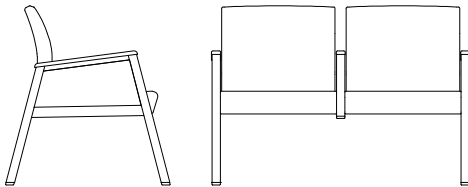
### KAD21IW - 2 Seat Guest Chair with Intervening Arm No Center Leg and Wood Arm Caps

COM	2 / COL	3	4	5	6	7	8	9	10	AL	GL
1,929	1,939	1,949	1,979	2,029	2,079	2,149	2,219	2,309	2,409	Contact CS*	

### KAD21IJ - 2 Seat Guest Chair with Intervening Arm No Center Leg and Solid Surface Arm Caps

COM	2 / COL	3	4	5	6	7	8	9	10	AL	GL
2,079	2,089	2,099	2,129	2,179	2,229	2,299	2,369	2,459	2,559	Contact CS*	

W	D	H	SW	SD	SH	BH	AH	Weight	Cub. Ft.	COM	COL
47	30	34	20.75	19.5	18	15.5	26.5	79	40	3	*



### KAD21IPU - 2 Seat Guest Chair w/Upholstered Panel Insert Intervening Arm No Center Leg and Urethane Arm Caps

COM	2 / COL	3	4	5	6	7	8	9	10	AL	GL
2,159	2,239	2,279	2,349	2,419	2,499	2,599	2,739	2,969	3,139	Contact CS*	

### KAD21IPW - 2 Seat Guest Chair w/Upholstered Panel Insert Intervening Arm No Center Leg and Wood Arm Caps

COM	2 / COL	3	4	5	6	7	8	9	10	AL	GL
2,159	2,239	2,279	2,349	2,419	2,499	2,599	2,739	2,969	3,139	Contact CS*	

### KAD21IPJ - 2 Seat Guest Chair w/Upholstered Panel Insert Intervening Arm No Center Leg and Solid Surface Arm Caps


COM	2 / COL	3	4	5	6	7	8	9	10	AL	GL
2,309	2,389	2,429	2,499	2,569	2,649	2,749	2,889	3,119	3,289	Contact CS*	

W	D	H	SW	SD	SH	BH	AH	Weight	Cub. Ft.	COM	COL
47	30	34	20.75	19.5	18	15.5	26.5	79	40	4	*

# Kadia Visitor Seating

## Product Specifications

- > Choice of Urethane, Wood, or Solid Surface arm caps available
- > Features Passive Flex Back
- > Features Clean-Out between seat and back
- > Wall-saver Leg Design
- > Pewter Metal Frame Finish
- > Standard with adjustable glides



## To Order, Specify

1. Model Number
2. Textile
3. Finish
4. Options

## Wood Arm Cap Finishes

See Page 9

## Moisture Barrier Options

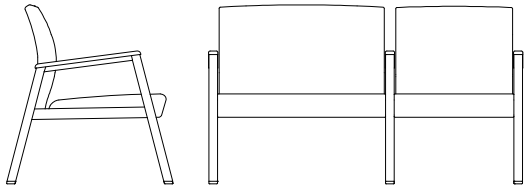
See Page 9

## Powder Coat Finish Options

Standard color is 540 Pewter. For other metal powder coat finishes there is a minimum order quantity of 50 units per color for an upcharge of \$60 list per single chair/table.

## Solid Surface Arm Cap Options

Solid Surface arm caps standard is Corian "Terra Collection" Color-Antarctica. For non-standard colors, please contact customer service for pricing and availability



## Leather Price

### KAD20IBLU - 2 Seat 29.5" Left Bariatric (facing) Chair with Intervening Arm and Urethane Arm Caps

COM	2 / COL	3	4	5	6	7	8	9	10	AL	GL
1,989	2,009	2,029	2,049	2,099	2,169	2,239	2,339	2,429	2,569	Contact CS*	


### KAD20IBLW - 2 Seat 29.5" Left Bariatric (facing) Chair with Intervening Arm and Wood Arm Caps

COM	2 / COL	3	4	5	6	7	8	9	10	AL	GL
1,989	2,009	2,029	2,049	2,099	2,169	2,239	2,339	2,429	2,569	Contact CS*	

### KAD20IBLJ - 2 Seat 29.5" Left Bariatric (facing) Chair with Intervening Arm and Solid Surface Arm Caps

COM	2 / COL	3	4	5	6	7	8	9	10	AL	GL
2,139	2,159	2,179	2,199	2,249	2,319	2,389	2,489	2,579	2,719	Contact CS*	

W	D	H	SW	SD	SH	BH	AH	Weight	Cub. Ft.	COM	COL
58	30	34	29.5	19.5	18	15.5	26.5	101	44	3.5	*



### KAD20IBLPU - 2 Seat 29.5" Left Bariatric (facing) w/Intervening Arm with Uph. Panel Inserts and Urethane Arm Caps

COM	2 / COL	3	4	5	6	7	8	9	10	AL	GL
2,249	2,339	2,389	2,439	2,519	2,619	2,719	2,889	3,139	3,349	Contact CS*	

### KAD20IBLPW - 2 Seat 29.5" Left Bariatric (facing) w/Intervening Arm with Uph. Panel Inserts and Wood Arm Caps

COM	2 / COL	3	4	5	6	7	8	9	10	AL	GL
2,249	2,339	2,389	2,439	2,519	2,619	2,719	2,889	3,139	3,349	Contact CS*	

### KAD20IBLPJ - 2 Seat 29.5" Left Bariatric (facing) w/Intervening Arm with Uph. Panel Inserts and Solid Surface Arm Caps


COM	2 / COL	3	4	5	6	7	8	9	10	AL	GL
2,399	2,489	2,539	2,589	2,669	2,769	2,869	3,039	3,289	3,499	Contact CS*	

W	D	H	SW	SD	SH	BH	AH	Weight	Cub. Ft.	COM	COL
58	30	34	29.5	19.5	18	15.5	26.5	101	44	4	*

COM is in Yards

\* Contact Customer Service for COL Yardage

# Kadia Visitor Seating



## Product Specifications

- > Choice of Urethane, Wood, or Solid Surface arm caps available
- > Features Passive Flex Back
- > Features Clean-Out between seat and back
- > Wall-saver Leg Design
- > Pewter Metal Frame Finish
- > Standard with adjustable glides

## To Order, Specify

1. Model Number
2. Textile
3. Finish
4. Options

## Wood Arm Cap Finishes

See Page 9

## Moisture Barrier Options

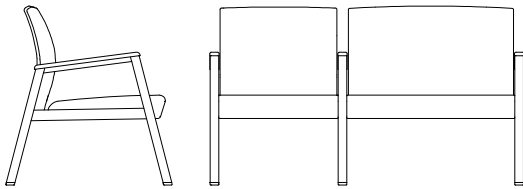
See Page 9

## Powder Coat Finish Options

Standard color is 540 Pewter. For other metal powder coat finishes there is a minimum order quantity of 50 units per color for an upcharge of \$60 list per single chair/table.

## Solid Surface Arm Cap Options

Solid Surface arm caps standard is Corian "Terra Collection" Color-Antarctica. For non-standard colors, please contact customer service for pricing and availability



## Leather Price

### KAD20IBRU - 2 Seat 29.5" Right Bariatric (facing) Chair with Intervening Arm and Urethane Arm Caps

COM	2 / COL	3	4	5	6	7	8	9	10	AL	GL
1,989	2,009	2,029	2,049	2,099	2,169	2,239	2,339	2,429	2,569	Contact CS*	


### KAD20IBRW - 2 Seat 29.5" Right Bariatric (facing) Chair with Intervening Arm and Wood Arm Caps

COM	2 / COL	3	4	5	6	7	8	9	10	AL	GL
1,989	2,009	2,029	2,049	2,099	2,169	2,239	2,339	2,429	2,569	Contact CS*	

### KAD20IBRJ - 2 Seat 29.5" Right Bariatric (facing) Chair with Intervening Arm and Solid Surface Arm Caps

COM	2 / COL	3	4	5	6	7	8	9	10	AL	GL
2,139	2,159	2,179	2,199	2,249	2,319	2,389	2,489	2,579	2,719	Contact CS*	

W	D	H	SW	SD	SH	BH	AH	Weight	Cub. Ft.	COM	COL
58	30	34	29.5	19.5	18	15.5	26.5	101	44	3.5	*



### KAD20IBRPU - 2 Seat 29.5" Right Bariatric (facing) w/Intervening Arm with Uph. Panel Inserts and Urethane Arm Caps

COM	2 / COL	3	4	5	6	7	8	9	10	AL	GL
2,249	2,339	2,389	2,439	2,519	2,619	2,719	2,889	3,139	3,349	Contact CS*	

### KAD20IBRPW - 2 Seat 29.5" Right Bariatric (facing) w/Intervening Arm with Uph. Panel Inserts and Wood Arm Caps

COM	2 / COL	3	4	5	6	7	8	9	10	AL	GL
2,249	2,339	2,389	2,439	2,519	2,619	2,719	2,889	3,139	3,349	Contact CS*	

### KAD20IBRPJ - 2 Seat 29.5" Right Bariatric (facing) w/Intervening Arm with Uph. Panel Inserts and Solid Surface Arm Caps


COM	2 / COL	3	4	5	6	7	8	9	10	AL	GL
2,399	2,489	2,539	2,589	2,669	2,769	2,869	3,039	3,289	3,499	Contact CS*	

W	D	H	SW	SD	SH	BH	AH	Weight	Cub. Ft.	COM	COL
58	30	34	29.5	19.5	18	15.5	26.5	101	44	4	*

# Kadia Visitor Seating

## Product Specifications

- > Choice of Urethane, Wood, or Solid Surface arm caps available
- > Features Passive Flex Back
- > Features Clean-Out between seat and back
- > Wall-saver Leg Design
- > Pewter Metal Frame Finish
- > Standard with adjustable glides



## To Order, Specify

1. Model Number
2. Textile
3. Finish
4. Options

## Wood Arm Cap Finishes

See Page 9

## Moisture Barrier Options


See Page 9

## Powder Coat Finish Options

Standard color is 540 Pewter. For other metal powder coat finishes there is a minimum order quantity of 50 units per color for an upcharge of \$60 list per single chair/table.

## Solid Surface Arm Cap Options

Solid Surface arm caps standard is Corian "Terra Collection" Color-Antarctica. For non-standard colors, please contact customer service for pricing and availability



## Leather Price

### KAD30U - 3 Seat Guest Chair with Urethane Arm Caps

COM	2 / COL	3	4	5	6	7	8	9	10	AL	GL
2,039	2,059	2,089	2,129	2,199	2,289	2,379	2,499	2,639	2,799	Contact CS*	


### KAD30W - 3 Seat Guest Chair with Wood Arm Caps

COM	2 / COL	3	4	5	6	7	8	9	10	AL	GL
2,039	2,059	2,089	2,129	2,199	2,289	2,379	2,499	2,639	2,799	Contact CS*	

### KAD30J - 3 Seat Guest Chair with Solid Surface Arm Caps

COM	2 / COL	3	4	5	6	7	8	9	10	AL	GL
2,139	2,159	2,189	2,229	2,299	2,389	2,479	2,599	2,739	2,899	Contact CS*	

W	D	H	SW	SD	SH	BH	AH	Weight	Cub. Ft.	COM	COL
65.75	30	34	20.75	19.5	18	15.5	26.5	113	45	4.5	*



### KAD30PU - 3 Seat Guest Chair with Upholstered Panel Inserts and Urethane Arm Caps

COM	2 / COL	3	4	5	6	7	8	9	10	AL	GL
2,209	2,279	2,329	2,389	2,479	2,589	2,699	2,869	3,109	3,319	Contact CS*	

### KAD30PW - 3 Seat Guest Chair with Upholstered Panel Inserts and Wood Arm Caps

COM	2 / COL	3	4	5	6	7	8	9	10	AL	GL
2,209	2,279	2,329	2,389	2,479	2,589	2,699	2,869	3,109	3,319	Contact CS*	

### KAD30PJ - 3 Seat Guest Chair with Upholstered Panel Inserts and Solid Surface Arm Caps


COM	2 / COL	3	4	5	6	7	8	9	10	AL	GL
2,309	2,379	2,429	2,489	2,579	2,689	2,799	2,969	3,209	3,419	Contact CS*	

W	D	H	SW	SD	SH	BH	AH	Weight	Cub. Ft.	COM	COL
65.75	30	34	20.75	19.5	18	15.5	26.5	113	45	5	*

COM is in Yards

\* Contact Customer Service for COL Yardage

# Kadia Visitor Seating



## Product Specifications

- > Choice of Urethane, Wood, or Solid Surface arm caps available
- > Features Passive Flex Back
- > Features Clean-Out between seat and back
- > Wall-saver Leg Design
- > Pewter Metal Frame Finish
- > Standard with adjustable glides

## To Order, Specify

1. Model Number
2. Textile
3. Finish
4. Options

## Wood Arm Cap Finishes

See Page 9

## Moisture Barrier Options

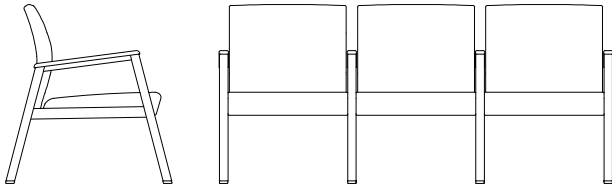
See Page 9

## Powder Coat Finish Options

Standard color is 540 Pewter. For other metal powder coat finishes there is a minimum order quantity of 50 units per color for an upcharge of \$60 list per single chair/table.

## Solid Surface Arm Cap Options

Solid Surface arm caps standard is Corian "Terra Collection" Color-Antarctica. For non-standard colors, please contact customer service for pricing and availability



## Leather Price

### KAD30IU - 3 Seat Guest Chair with Intervening Arm and Urethane Arm Caps

COM	2 / COL	3	4	5	6	7	8	9	10	AL	GL
2,339	2,369	2,389	2,429	2,499	2,579	2,669	2,789	2,939	3,069	Contact CS*	


### KAD30IW - 3 Seat Guest Chair with Intervening Arm and Wood Arm Caps

COM	2 / COL	3	4	5	6	7	8	9	10	AL	GL
2,339	2,369	2,389	2,429	2,499	2,579	2,669	2,789	2,939	3,069	Contact CS*	

### KAD30IJ - 3 Seat Guest Chair with Intervening Arm and Solid Surface Arm Caps

COM	2 / COL	3	4	5	6	7	8	9	10	AL	GL
2,539	2,569	2,589	2,629	2,699	2,779	2,869	2,989	3,139	3,269	Contact CS*	

W	D	H	SW	SD	SH	BH	AH	Weight	Cub. Ft.	COM	COL
69.5	30	34	20.75	19.5	18	15.5	26.5	120	45	4.5	*



### KAD30IPU - 3 Seat Guest Chair w/Upholstered Panel Insert Intervening Arm and Urethane Arm Caps

COM	2 / COL	3	4	5	6	7	8	9	10	AL	GL
2,679	2,809	2,869	2,949	3,059	3,179	3,309	3,529	3,879	4,109	Contact CS*	

### KAD30IPW - 3 Seat Guest Chair w/Upholstered Panel Insert Intervening Arm and Wood Arm Caps

COM	2 / COL	3	4	5	6	7	8	9	10	AL	GL
2,679	2,809	2,869	2,949	3,059	3,179	3,309	3,529	3,879	4,109	Contact CS*	

### KAD30IPJ - 3 Seat Guest Chair w/Upholstered Panel Insert Intervening Arm and Solid Surface Arm Caps

COM	2 / COL	3	4	5	6	7	8	9	10	AL	GL
2,879	3,009	3,069	3,149	3,259	3,379	3,509	3,729	4,079	4,309	Contact CS*	

W	D	H	SW	SD	SH	BH	AH	Weight	Cub. Ft.	COM	COL
69.5	30	34	20.75	19.5	18	15.5	26.5	120	45	5.5	*

# Kadia Visitor Seating

## Product Specifications

- > Choice of Urethane, Wood, or Solid Surface arm caps available
- > Features Passive Flex Back
- > Features Clean-Out between seat and back
- > Wall-saver Leg Design
- > Pewter Metal Frame Finish
- > Standard with adjustable glides

## Wood Arm Cap Finishes

See Page 9

## Moisture Barrier Options


See Page 9

## Powder Coat Finish Options

Standard color is 540 Pewter. For other metal powder coat finishes there is a minimum order quantity of 50 units per color for an upcharge of \$60 list per single chair/table.

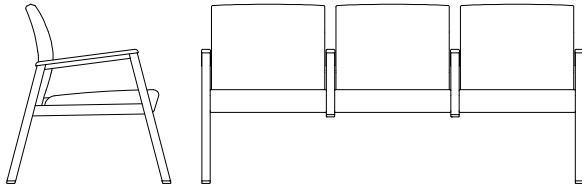
## Solid Surface Arm Cap Options

Solid Surface arm caps standard is Corian "Terra Collection" Color-Antarctica. For non-standard colors, please contact customer service for pricing and availability



## To Order, Specify

1. Model Number
2. Textile
3. Finish
4. Options



## Leather Price

### KAD31IU - 3 Seat Guest Chair with Intervening Arm No Center Legs and Urethane Arm Caps

COM	2 / COL	3	4	5	6	7	8	9	10	AL	GL
2,549	2,579	2,599	2,639	2,699	2,769	2,859	2,969	3,109	3,229	Contact CS*	

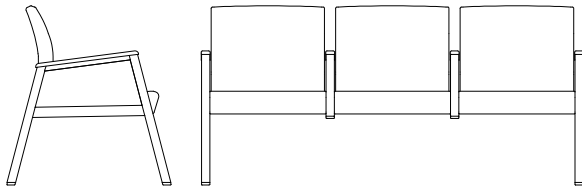
### KAD31IW - 3 Seat Guest Chair with Intervening Arm No Center Legs and Wood Arm Caps

COM	2 / COL	3	4	5	6	7	8	9	10	AL	GL
2,549	2,579	2,599	2,639	2,699	2,769	2,859	2,969	3,109	3,229	Contact CS*	

### KAD31IJ - 3 Seat Guest Chair with Intervening Arm No Center Legs and Solid Surface Arm Caps

COM	2 / COL	3	4	5	6	7	8	9	10	AL	GL
2,749	2,779	2,799	2,839	2,899	2,969	3,059	3,169	3,309	3,429	Contact CS*	

W	D	H	SW	SD	SH	BH	AH	Weight	Cub. Ft.	COM	COL
69.5	30	34	20.75	19.5	18	29	26.5	114	45	4.5	*



### KAD31IPU - 3 Seat Guest Chair w/Upholstered Panel Insert Intervening Arm No Center Legs and Urethane Arm Caps

COM	2 / COL	3	4	5	6	7	8	9	10	AL	GL
2,889	3,019	3,079	3,159	3,259	3,369	3,499	3,709	4,049	4,269	Contact CS*	

### KAD31IPW - 3 Seat Guest Chair w/Upholstered Panel Insert Intervening Arm No Center Legs and Wood Arm Caps

COM	2 / COL	3	4	5	6	7	8	9	10	AL	GL
2,889	3,019	3,079	3,159	3,259	3,369	3,499	3,709	4,049	4,269	Contact CS*	

### KAD31IPJ - 3 Seat Guest Chair w/Upholstered Panel Insert Intervening Arm No Center Legs and Solid Surface Arm Caps

COM	2 / COL	3	4	5	6	7	8	9	10	AL	GL
3,089	3,219	3,279	3,359	3,459	3,569	3,699	3,909	4,249	4,469	Contact CS*	


W	D	H	SW	SD	SH	BH	AH	Weight	Cub. Ft.	COM	COL
69.5	30	34	20.75	19.5	18	15.5	26.5	114	45	5.5	*

COM is in Yards

\* Contact Customer Service for COL Yardage



# Kadia Visitor Seating



## Product Specifications

- > Choice of Urethane, Wood, or Solid Surface arm caps available
- > Features Passive Flex Back
- > Features Clean-Out between seat and back
- > Wall-saver Leg Design
- > Pewter Metal Frame Finish
- > Standard with adjustable glides

## To Order, Specify

1. Model Number
2. Textile
3. Finish
4. Options

## Wood Arm Cap Finishes

See Page 9

## Moisture Barrier Options

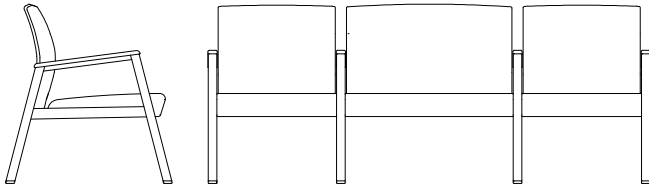
See Page 9

## Powder Coat Finish Options

Standard color is 540 Pewter. For other metal powder coat finishes there is a minimum order quantity of 50 units per color for an upcharge of \$60 list per single chair/table.

## Solid Surface Arm Cap Options

Solid Surface arm caps standard is Corian "Terra Collection" Color-Antarctica. For non-standard colors, please contact customer service for pricing and availability



## Leather Price

### KAD30IBCU - 3 Seat 29.5" Center Bariatric Chair with Intervening Arms and Urethane Arm Caps

COM	2 / COL	3	4	5	6	7	8	9	10	AL	GL
2,709	2,749	2,779	2,799	2,899	2,989	3,129	3,269	3,369	3,549	Contact CS*	

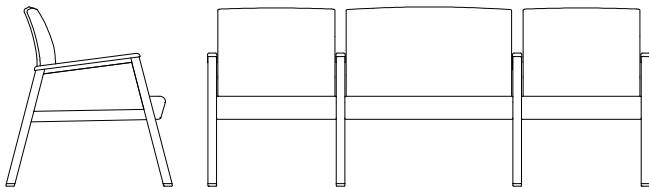
### KAD30IBCW - 3 Seat 29.5" Center Bariatric Chair with Intervening Arms and Wood Arm Caps

COM	2 / COL	3	4	5	6	7	8	9	10	AL	GL
2,709	2,749	2,779	2,799	2,899	2,989	3,129	3,269	3,369	3,549	Contact CS*	

### KAD30IB CJ - 3 Seat 29.5" Center Bariatric Chair with Intervening Arms and Solid Surface Arm Caps

COM	2 / COL	3	4	5	6	7	8	9	10	AL	GL
2,909	2,949	2,979	2,999	3,099	3,189	3,329	3,469	3,569	3,749	Contact CS*	

W	D	H	SW	SD	SH	BH	AH	Weight	Cub. Ft.	COM	COL
78.25	30	34	29.5	19.5	18	15.5	26.5	127	45	4.5	*



### KAD30IBCPU - 3 Seat 29.5" Center Bariatric with Uph. Panel Inserts w/Intervening Arm and Urethane Arm Caps

COM	2 / COL	3	4	5	6	7	8	9	10	AL	GL
3,029	3,159	3,219	3,289	3,419	3,549	3,869	3,959	4,239	4,519	Contact CS*	

### KAD30IBCPW - 3 Seat 29.5" Center Bariatric with Uph. Panel Inserts w/Intervening Arm and Wood Arm Caps

COM	2 / COL	3	4	5	6	7	8	9	10	AL	GL
3,029	3,159	3,219	3,289	3,419	3,549	3,869	3,959	4,239	4,519	Contact CS*	

### KAD30IBCPJ - 3 Seat 29.5" Center Bariatric with Uph. Panel Inserts w/Intervening Arm and Solid Surface Arm Caps

COM	2 / COL	3	4	5	6	7	8	9	10	AL	GL
3,229	3,359	3,419	3,489	3,619	3,749	4,069	4,159	4,439	4,719	Contact CS*	

W	D	H	SW	SD	SH	BH	AH	Weight	Cub. Ft.	COM	COL
78.25	30	34	29.5	19.5	18	15.5	26.5	127	45	5.5	*


COM is in Yards

\* Contact Customer Service for COL Yardage

# Kadia Visitor Seating

## Product Specifications

- > Choice of Urethane, Wood, or Solid Surface arm caps available
- > Features Passive Flex Back
- > Features Clean-Out between seat and back
- > Wall-saver Leg Design
- > Pewter Metal Frame Finish
- > Standard with adjustable glides



## To Order, Specify

1. Model Number
2. Textile
3. Finish
4. Options

## Wood Arm Cap Finishes

See Page 9

## Moisture Barrier Options

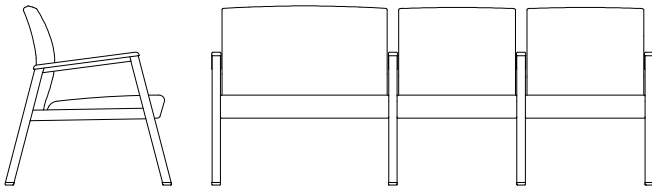
See Page 9

## Powder Coat Finish Options

Standard color is 540 Pewter. For other metal powder coat finishes there is a minimum order quantity of 50 units per color for an upcharge of \$60 list per single chair/table.

## Solid Surface Arm Cap Options

Solid Surface arm caps standard is Corian "Terra Collection" Color-Antarctica. For non-standard colors, please contact customer service for pricing and availability



## Leather Price

### KAD30IBLU - 3 Seat 29.5" Left Bariatric (facing) Chair with Intervening Arms and Urethane Arm Caps

COM	2 / COL	3	4	5	6	7	8	9	10	AL	GL
2,709	2,749	2,779	2,799	2,899	2,989	3,129	3,269	3,369	3,549	Contact CS*	

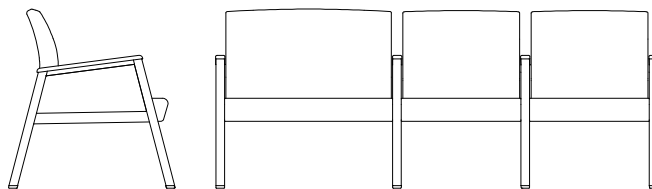
### KAD30IBLW - 3 Seat 29.5" Left Bariatric (facing) Chair with Intervening Arms and Wood Arm Caps

COM	2 / COL	3	4	5	6	7	8	9	10	AL	GL
2,709	2,749	2,779	2,799	2,899	2,989	3,129	3,269	3,369	3,549	Contact CS*	

### KAD30IBLJ - 3 Seat 29.5" Left Bariatric (facing) Chair with Intervening Arms and Solid Surface Arm Caps

COM	2 / COL	3	4	5	6	7	8	9	10	AL	GL
2,909	2,949	2,979	2,999	3,099	3,189	3,329	3,469	3,569	3,749	Contact CS*	

W	D	H	SW	SD	SH	BH	AH	Weight	Cub. Ft.	COM	COL
78.25	30	34	29.5	19.5	18	15.5	26.5	127	45	4.5	*



### KAD30IBLPU - 3 Seat 29.5" Left Bariatric (facing) Uph. Panel Inserts w/Intervening Arm and Urethane Arm Caps

COM	2 / COL	3	4	5	6	7	8	9	10	AL	GL
3,029	3,159	3,219	3,289	3,419	3,549	3,869	3,959	4,239	4,519	Contact CS*	

### KAD30IBLPW - 3 Seat 29.5" Left Bariatric (facing) Uph. Panel Inserts w/Intervening Arm and Wood Arm Caps

COM	2 / COL	3	4	5	6	7	8	9	10	AL	GL
3,029	3,159	3,219	3,289	3,419	3,549	3,869	3,959	4,239	4,519	Contact CS*	

### KAD30IBLPJ - 3 Seat 29.5" Left Bariatric (facing) Uph. Panel Inserts w/Intervening Arm and Solid Surface Arm Caps


COM	2 / COL	3	4	5	6	7	8	9	10	AL	GL
3,229	3,359	3,419	3,489	3,619	3,749	4,069	4,159	4,439	4,719	Contact CS*	

W	D	H	SW	SD	SH	BH	AH	Weight	Cub. Ft.	COM	COL
78.25	30	34	29.5	19.5	18	15.5	26.5	127	45	5.5	*

COM is in Yards

\* Contact Customer Service for COL Yardage

# Kadia Visitor Seating



## Product Specifications

- > Choice of Urethane, Wood, or Solid Surface arm caps available
- > Features Passive Flex Back
- > Features Clean-Out between seat and back
- > Wall-saver Leg Design
- > Pewter Metal Frame Finish
- > Standard with adjustable glides

## To Order, Specify

1. Model Number
2. Textile
3. Finish
4. Options

## Wood Arm Cap Finishes

See Page 9

## Moisture Barrier Options

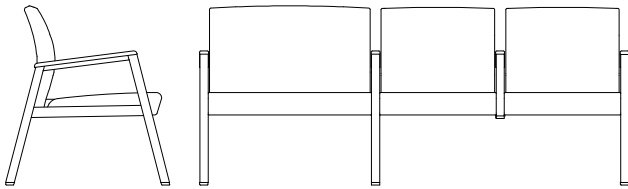
See Page 9

## Powder Coat Finish Options

Standard color is 540 Pewter. For other metal powder coat finishes there is a minimum order quantity of 50 units per color for an upcharge of \$60 list per single chair/table.

## Solid Surface Arm Cap Options

Solid Surface arm caps standard is Corian "Terra Collection" Color-Antarctica. For non-standard colors, please contact customer service for pricing and availability



## Leather Price

### KAD31IBLU - 3 Seat 29.5" Left Bariatric (facing) Chair with Intervening Arms No Center Leg and Urethane Arm Caps

COM	2 / COL	3	4	5	6	7	8	9	10	AL	GL
3,079	3,119	3,149	3,179	3,269	3,369	3,509	3,649	3,739	3,929	Contact CS*	

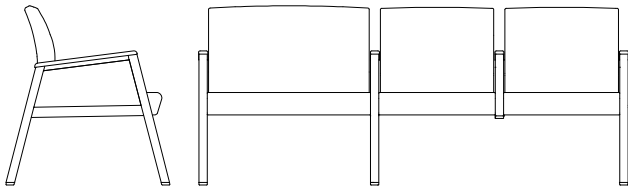
### KAD31IBLW - 3 Seat 29.5" Left Bariatric (facing) Chair with Intervening Arms No Center Leg and Wood Arm Caps

COM	2 / COL	3	4	5	6	7	8	9	10	AL	GL
3,079	3,119	3,149	3,179	3,269	3,369	3,509	3,649	3,739	3,929	Contact CS*	

### KAD31IBLJ - 3 Seat 29.5" Left Bariatric (facing) Chair with Intervening Arms No Center Leg and Solid Surface Arm Caps

COM	2 / COL	3	4	5	6	7	8	9	10	AL	GL
3,279	3,319	3,349	3,379	3,469	3,569	3,709	3,849	3,939	4,129	Contact CS*	

W	D	H	SW	SD	SH	BH	AH	Weight	Cub. Ft.	COM	COL
78.25	30	34	29.5	19.5	18	15.5	26.5	127	45	4.5	*



### KAD31IBLPU - 3 Seat 29.5" Left Bariatric w/ Uph. Panel Insert Intervening Arm No Center Leg and Urethane Arm Caps

COM	2 / COL	3	4	5	6	7	8	9	10	AL	GL
3,419	3,559	3,629	3,699	3,829	3,969	4,149	4,389	4,679	4,969	Contact CS*	

### KAD31IBLPW - 3 Seat 29.5" Left Bariatric w/ Uph. Panel Insert Intervening Arm No Center Leg and Wood Arm Caps

COM	2 / COL	3	4	5	6	7	8	9	10	AL	GL
3,419	3,559	3,629	3,699	3,829	3,969	4,149	4,389	4,679	4,969	Contact CS*	

### KAD31IBLPJ - 3 Seat 29.5" Left Bariatric w/ Uph. Panel Insert Intervening Arm No Center Leg and Solid Surface Arm Caps


COM	2 / COL	3	4	5	6	7	8	9	10	AL	GL
3,619	3,759	3,829	3,899	4,029	4,169	4,349	4,589	4,879	5,169	Contact CS*	

W	D	H	SW	SD	SH	BH	AH	Weight	Cub. Ft.	COM	COL
78.25	30	34	29.5	19.5	18	15.5	26.5	127	45	5.5	*

# Kadia Visitor Seating

## Product Specifications

- > Choice of Urethane, Wood, or Solid Surface arm caps available
- > Features Passive Flex Back
- > Features Clean-Out between seat and back
- > Wall-saver Leg Design
- > Pewter Metal Frame Finish
- > Standard with adjustable glides



## To Order, Specify

1. Model Number
2. Textile
3. Finish
4. Options

## Wood Arm Cap Finishes

See Page 9

## Moisture Barrier Options

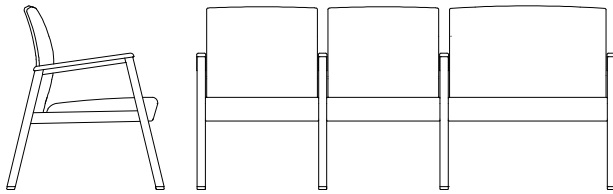
See Page 9

## Powder Coat Finish Options

Standard color is 540 Pewter. For other metal powder coat finishes there is a minimum order quantity of 50 units per color for an upcharge of \$60 list per single chair/table.

## Solid Surface Arm Cap Options

Solid Surface arm caps standard is Corian "Terra Collection" Color-Antarctica. For non-standard colors, please contact customer service for pricing and availability



## Leather Price

### KAD30IBRU - 3 Seat 29.5" Right Bariatric (facing) Chair with Intervening Arms and Urethane Arm Caps

COM	2 / COL	3	4	5	6	7	8	9	10	AL	GL
2,709	2,749	2,779	2,799	2,899	2,989	3,129	3,269	3,369	3,549	Contact CS*	

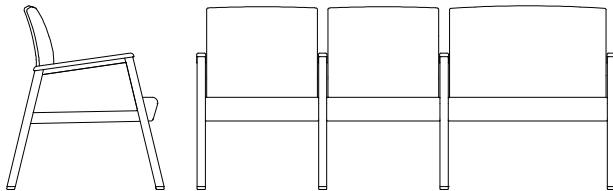
### KAD30IBRW - 3 Seat 29.5" Right Bariatric (facing) Chair with Intervening Arms and Wood Arm Caps

COM	2 / COL	3	4	5	6	7	8	9	10	AL	GL
2,709	2,749	2,779	2,799	2,899	2,989	3,129	3,269	3,369	3,549	Contact CS*	

### KAD30IBRJ - 3 Seat 29.5" Right Bariatric (facing) Chair with Intervening Arms and Solid Surface Arm Caps

COM	2 / COL	3	4	5	6	7	8	9	10	AL	GL
2,909	2,949	2,979	2,999	3,099	3,189	3,329	3,469	3,569	3,749	Contact CS*	

W	D	H	SW	SD	SH	BH	AH	Weight	Cub. Ft.	COM	COL
78.25	30	34	29.5	19.5	18	15.5	26.5	127	45	4.5	*



### KAD30IBRPU - 3 Seat 29.5" Right Bariatric (facing) Uph. Panel Insert w/Intervening Arm and Urethane Arm Caps

COM	2 / COL	3	4	5	6	7	8	9	10	AL	GL
3,029	3,159	3,219	3,289	3,419	3,549	3,869	3,959	4,239	4,519	Contact CS*	

### KAD30IBRPW - 3 Seat 29.5" Right Bariatric (facing) Uph. Panel Insert w/Intervening Arm and Wood Arm Caps

COM	2 / COL	3	4	5	6	7	8	9	10	AL	GL
3,029	3,159	3,219	3,289	3,419	3,549	3,869	3,959	4,239	4,519	Contact CS*	

### KAD30IBRPJ - 3 Seat 29.5" Right Bariatric (facing) Uph. Panel Insert w/Intervening Arm and Solid Surface Arm Caps


COM	2 / COL	3	4	5	6	7	8	9	10	AL	GL
3,229	3,359	3,419	3,489	3,619	3,749	4,069	4,159	4,439	4,719	Contact CS*	

W	D	H	SW	SD	SH	BH	AH	Weight	Cub. Ft.	COM	COL
78.25	30	34	29.5	19.5	18	15.5	26.5	127	45	5.5	*

COM is in Yards

\* Contact Customer Service for COL Yardage

# Kadia Visitor Seating



## Product Specifications

- > Choice of Urethane, Wood, or Solid Surface arm caps available
- > Features Passive Flex Back
- > Features Clean-Out between seat and back
- > Wall-saver Leg Design
- > Pewter Metal Frame Finish
- > Standard with adjustable glides

## To Order, Specify

1. Model Number
2. Textile
3. Finish
4. Options

## Wood Arm Cap Finishes

See Page 9

## Moisture Barrier Options


See Page 9

## Powder Coat Finish Options

Standard color is 540 Pewter. For other metal powder coat finishes there is a minimum order quantity of 50 units per color for an upcharge of \$60 list per single chair/table.

## Solid Surface Arm Cap Options

Solid Surface arm caps standard is Corian "Terra Collection" Color-Antarctica. For non-standard colors, please contact customer service for pricing and availability



## Leather Price

### KAD311BRU - 3 Seat 29.5" Right Bariatric (facing) Chair w/Intervening Arms No Center Leg and Urethane Arm Caps

COM	2 / COL	3	4	5	6	7	8	9	10	AL	GL
3,079	3,119	3,149	3,179	3,269	3,369	3,509	3,649	3,739	3,929	Contact CS*	

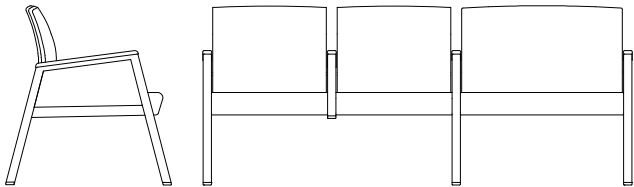
### KAD311BRW - 3 Seat 29.5" Right Bariatric (facing) Chair w/Intervening Arms No Center Leg and Wood Arm Caps

COM	2 / COL	3	4	5	6	7	8	9	10	AL	GL
3,079	3,119	3,149	3,179	3,269	3,369	3,509	3,649	3,739	3,929	Contact CS*	

### KAD311BRJ - 3 Seat 29.5" Right Bariatric (facing) Chair w/Intervening Arm No Center Leg and Solid Surface Arm Caps

COM	2 / COL	3	4	5	6	7	8	9	10	AL	GL
3,279	3,319	3,349	3,379	3,469	3,569	3,709	3,849	3,939	4,129	Contact CS*	

W	D	H	SW	SD	SH	BH	AH	Weight	Cub. Ft.	COM	COL
78.25	30	34	29.5	19.5	18	15.5	26.5	127	45	4.5	*



### KAD311BRPU - 3 Seat 29.5" Right Bariatric w/ Uph. Panel Insert Intervening Arm No Center Leg and Urethane Arm Caps

COM	2 / COL	3	4	5	6	7	8	9	10	AL	GL
3,419	3,559	3,629	3,699	3,829	3,969	4,149	4,389	4,679	4,969	Contact CS*	

### KAD311BRPW - 3 Seat 29.5" Right Bariatric w/ Uph. Panel Insert Intervening Arm No Center Leg and Wood Arm Caps

COM	2 / COL	3	4	5	6	7	8	9	10	AL	GL
3,419	3,559	3,629	3,699	3,829	3,969	4,149	4,389	4,679	4,969	Contact CS*	

### KAD311BRPJ - 3 Seat 29.5" Right Bariatric w/ Uph. Panel Insert Intervening Arm No Center Leg and Solid Surface Arm Caps


COM	2 / COL	3	4	5	6	7	8	9	10	AL	GL
3,619	3,759	3,829	3,899	4,029	4,169	4,349	4,589	4,879	5,169	Contact CS*	

W	D	H	SW	SD	SH	BH	AH	Weight	Cub. Ft.	COM	COL
78.25	30	34	29.5	19.5	18	15.5	26.5	127	45	5.5	*

COM is in Yards

\* Contact Customer Service for COL Yardage

# Kadia Visitor Seating



### Product Specifications

- > Choice of Urethane, Wood, or Solid Surface arm caps available
- > Features Passive Flex Back
- > Features Clean-Out between seat and back
- > Wall-saver Leg Design
- > Pewter Metal Frame Finish
- > Standard with adjustable glides

### To Order, Specify

1. Model Number
2. Textile
3. Finish
4. Options

### Powder Coat Finish Options

Standard color is 540 Pewter. For other metal powder coat finishes there is a minimum order quantity of 50 units per color for an upcharge of \$60 list per single chair/table.

### Thermofoil Table Top Finishes

- 042T Black
- 233T Espresso
- 251T Golden Maple
- 310T Aria
- 431T Dark Cherry
- 435T Classic Cherry
- 530T Medium Maple
- 829T Baroque

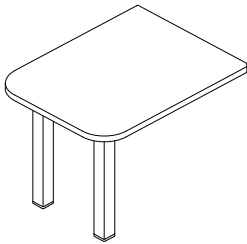
### Model



**KTC05**  
Corner Ganging Table

List Price
849

W	D	H	Weight	Cub. Ft.
26.5	26.5	16.5	32	3



**KTE05L**  
Left End Ganging Table (Facing)

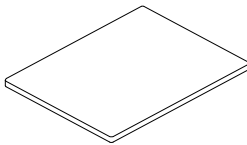
List Price
649

W	D	H	Weight	Cub. Ft.
20	15.5	16.5	19	2

**KTE05R**  
Right End Ganging Table (Facing)

List Price
649

W	D	H	Weight	Cub. Ft.
20	15.5	16.5	19	2



**KTI05**  
Intervening Ganging Table

List Price
599

W	D	H	Weight	Cub. Ft.
20	15.5	16.5	17	2

# Koncert Visitor Seating



### Product Specifications

- > Choice of Urethane or Wood arm caps available
- > Features Passive Flex Back
- > Features Clean-Out between seat and back
- > Wall-saver Leg Design
- > Pewter Metal Frame Finish
- > Standard with adjustable glides

### To Order, Specify

1. Model Number
2. Textile
3. Finish
4. Options

### Wood Arm Cap Finishes

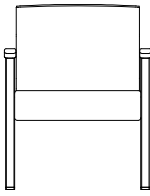
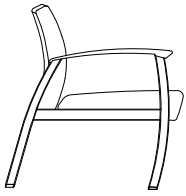
See Page 9

### Moisture Barrier Options

See Page 9

### Powder Coat Finish Options

Standard color is 540 Pewter. For other metal powder coat finishes there is a minimum order quantity of 50 units per color for an upcharge of \$60 list per single chair/table.



**KOT10U - Guest Chair with Urethane Arm Caps**

**Leather Price**

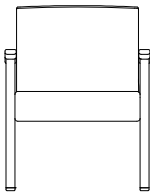
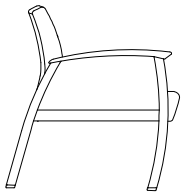
COM	2 / COL	3	4	5	6	7	8	9	10	AL	GL
1,069	1,079	1,089	1,099	1,129	1,159	1,199	1,249	1,289	1,349	Contact CS*	

W	D	H	SW	SD	SH	BH	AH	Weight	Cub. Ft.	COM	COL
24.5	29.5	33.25	20.75	19.5	18.25	15	25.75	56	16	2	*

**KOT10W - Guest Chair with Wood Arm Caps**

COM	2 / COL	3	4	5	6	7	8	9	10	AL	GL
1,069	1,079	1,089	1,099	1,129	1,159	1,199	1,249	1,289	1,349	Contact CS*	

W	D	H	SW	SD	SH	BH	AH	Weight	Cub. Ft.	COM	COL
24.5	29.5	33.25	20.75	19.5	18.25	15	25.75	56	16	2	*



**KOT10PU - Guest Chair with Upholstered Panel Inserts and Urethane Arm Caps**

COM	2 / COL	3	4	5	6	7	8	9	10	AL	GL
1,239	1,299	1,329	1,359	1,409	1,459	1,519	1,569	1,659	1,869	Contact CS*	

W	D	H	SW	SD	SH	BH	AH	Weight	Cub. Ft.	COM	COL
24.5	29.5	33.25	20.75	19.5	18.25	15	25.75	56	16	2.5	*

**KOT10PW - Guest Chair with Upholstered Panel Inserts and Wood Arm Caps**

COM	2 / COL	3	4	5	6	7	8	9	10	AL	GL
1,239	1,299	1,329	1,359	1,409	1,459	1,519	1,569	1,659	1,869	Contact CS*	

W	D	H	SW	SD	SH	BH	AH	Weight	Cub. Ft.	COM	COL
24.5	29.5	33.25	20.75	19.5	18.25	15	25.75	56	16	2.5	*

# Koncert Visitor Seating



### Product Specifications

- > Choice of Urethane or Wood arm caps available
- > Features Passive Flex Back
- > Features Clean-Out between seat and back
- > Wall-saver Leg Design
- > Pewter Metal Frame Finish
- > Standard with adjustable glides

### Wood Arm Cap Finishes

See Page 9

### Moisture Barrier Options

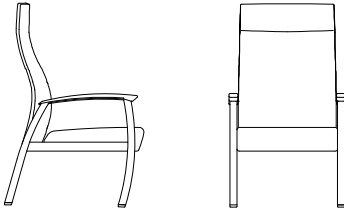
See Page 9

### Powder Coat Finish Options

Standard color is 540 Pewter. For other metal powder coat finishes there is a minimum order quantity of 50 units per color for an upcharge of \$60 list per single chair/table.

### To Order, Specify

1. Model Number
2. Textile
3. Finish
4. Options



### KOT10HU - High Back Guest Chair with Urethane Arm Caps

### Leather Price

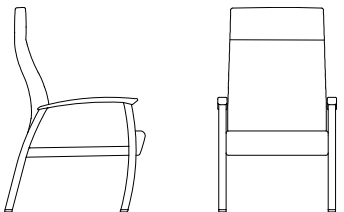
COM	2 / COL	3	4	5	6	7	8	9	10	AL	GL
1,239	1,249	1,259	1,269	1,299	1,329	1,369	1,419	1,459	1,519	Contact CS*	

W	D	H	SW	SD	SH	BH	AH	Weight	Cub. Ft.	COM	COL
24.5	29.5	45	20.75	19	18.25	26.75	25.75	61	27	2	*

### KOT10HW - High Back Guest Chair with Wood Arm Caps

COM	2 / COL	3	4	5	6	7	8	9	10	AL	GL
1,239	1,249	1,259	1,269	1,299	1,329	1,369	1,419	1,459	1,519	Contact CS*	

W	D	H	SW	SD	SH	BH	AH	Weight	Cub. Ft.	COM	COL
24.5	29.5	45	20.75	19	18.25	26.75	25.75	61	27	2	*



### KOT10HPU - High Back Guest Chair with Upholstered Panel Inserts and Urethane Arm Caps

COM	2 / COL	3	4	5	6	7	8	9	10	AL	GL
1,409	1,469	1,499	1,529	1,579	1,629	1,689	1,789	1,929	2,039	Contact CS*	

W	D	H	SW	SD	SH	BH	AH	Weight	Cub. Ft.	COM	COL
24.5	29.5	45	20.75	19	18.25	26.75	25.75	61	27	2.5	*

### KOT10HPW - High Back Guest Chair with Upholstered Panel Inserts and Wood Arm Caps

COM	2 / COL	3	4	5	6	7	8	9	10	AL	GL
1,409	1,469	1,499	1,529	1,579	1,629	1,689	1,789	1,929	2,039	Contact CS*	

W	D	H	SW	SD	SH	BH	AH	Weight	Cub. Ft.	COM	COL
24.5	29.5	45	20.75	19	18.25	26.75	25.75	61	27	2.5	*

COM is in Yards

\* Contact Customer Service for COL Yardage



# Koncert Visitor Seating



### Product Specifications

- > Choice of Urethane or Wood arm caps available
- > Features Passive Flex Back
- > Features Clean-Out between seat and back
- > Wall-saver Leg Design
- > Pewter Metal Frame Finish
- > Standard with adjustable glides

### To Order, Specify

1. Model Number
2. Textile
3. Finish
4. Options

### Wood Arm Cap Finishes

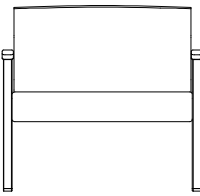
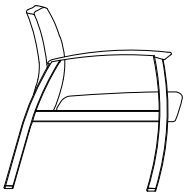
See Page 9

### Moisture Barrier Options

See Page 9

### Powder Coat Finish Options

Standard color is 540 Pewter. For other metal powder coat finishes there is a minimum order quantity of 50 units per color for an upcharge of \$60 list per single chair/table.



**KOT10BU - Bariatric Chair with Urethane Arm Caps**

**Leather Price**



COM	2 / COL	3	4	5	6	7	8	9	10	AL	GL
1,249	1,259	1,269	1,299	1,349	1,399	1,459	1,539	1,619	1,719	Contact CS*	

W	D	H	SW	SD	SH	BH	AH	Weight	Cub. Ft.	COM	COL
33.5	29.5	33.25	29.5	19.5	18.25	15	25.75	76	25	3	*

**KOT10BW - Bariatric Chair with Wood Arm Caps**

COM	2 / COL	3	4	5	6	7	8	9	10	AL	GL
1,249	1,259	1,269	1,299	1,349	1,399	1,459	1,539	1,619	1,719	Contact CS*	

W	D	H	SW	SD	SH	BH	AH	Weight	Cub. Ft.	COM	COL
33.5	29.5	33.25	29.5	19.5	18.25	15	25.75	76	25	3	*



**KOT10BPU - Bariatric Chair with Upholstered Panel Inserts and Urethane Arm Caps**

COM	2 / COL	3	4	5	6	7	8	9	10	AL	GL
1,419	1,479	1,509	1,559	1,629	1,699	1,779	1,909	2,089	2,239	Contact CS*	

W	D	H	SW	SD	SH	BH	AH	Weight	Cub. Ft.	COM	COL
33.5	29.5	33.25	29.5	19.5	18.25	15	25.75	76	25	3.5	*

**KOT10BPW - Bariatric Chair with Upholstered Panel Inserts and Wood Arm Caps**

COM	2 / COL	3	4	5	6	7	8	9	10	AL	GL
1,419	1,479	1,509	1,559	1,629	1,699	1,779	1,909	2,089	2,239	Contact CS*	

W	D	H	SW	SD	SH	BH	AH	Weight	Cub. Ft.	COM	COL
33.5	29.5	33.25	29.5	19.5	18.25	15	25.75	76	25	3.5	*

# Koncert Visitor Seating



### Product Specifications

- > Choice of Urethane or Wood arm caps available
- > Features Passive Flex Back
- > Features Clean-Out between seat and back
- > Wall-saver Leg Design
- > Pewter Metal Frame Finish
- > Standard with adjustable glides

### Wood Arm Cap Finishes

See Page 9

### Moisture Barrier Options


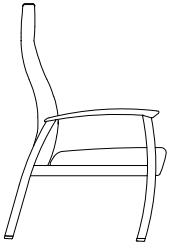
See Page 9

### Powder Coat Finish Options

Standard color is 540 Pewter. For other metal powder coat finishes there is a minimum order quantity of 50 units per color for an upcharge of \$60 list per single chair/table.

### To Order, Specify

1. Model Number
2. Textile
3. Finish
4. Options



**KOT10BHU - High Back Bariatric Chair with Urethane Arm Caps**

**Leather Price**

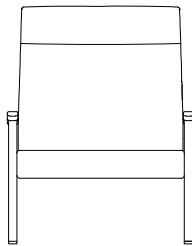
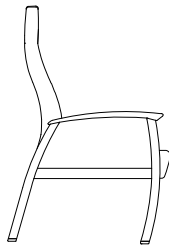
COM	2 / COL	3	4	5	6	7	8	9	10	AL	GL
1,469	1,579	1,659	1,699	1,759	1,839	1,889	1,999	2,099	2,419	Contact CS*	

W	D	H	SW	SD	SH	BH	AH	Weight	Cub. Ft.	COM	COL
33.5	29.5	45	29.5	19	18.25	26.75	25.75	83	40	3	*

**KOT10BHW - High Back Bariatric Chair with Wood Arm Caps**

COM	2 / COL	3	4	5	6	7	8	9	10	AL	GL
1,469	1,579	1,659	1,699	1,759	1,839	1,889	1,999	2,099	2,419	Contact CS*	

W	D	H	SW	SD	SH	BH	AH	Weight	Cub. Ft.	COM	COL
33.5	29.5	45	29.5	19	18.25	26.75	25.75	83	40	3	*



**KOT10BHPU - High Back Bariatric Chair with Upholstered Panel Inserts and Urethane Arm Caps**

COM	2 / COL	3	4	5	6	7	8	9	10	AL	GL
1,639	1,799	1,899	1,959	2,039	2,139	2,209	2,369	2,569	2,939	Contact CS*	

W	D	H	SW	SD	SH	BH	AH	Weight	Cub. Ft.	COM	COL
33.5	29.5	45	29.5	19	18.25	26.75	25.75	83	40	3.5	*

**KOT10BHPW - High Back Bariatric Chair with Upholstered Panel Inserts and Wood Arm Caps**

COM	2 / COL	3	4	5	6	7	8	9	10	AL	GL
1,639	1,799	1,899	1,959	2,039	2,139	2,209	2,369	2,569	2,939	Contact CS*	

W	D	H	SW	SD	SH	BH	AH	Weight	Cub. Ft.	COM	COL
33.5	29.5	45	29.5	19	18.25	26.75	25.75	83	40	3.5	*

COM is in Yards

\* Contact Customer Service for COL Yardage

# Koncert Visitor Seating



### Product Specifications

- > Choice of Urethane or Wood arm caps available
- > Features Passive Flex Back
- > Features Clean-Out between seat and back
- > Wall-saver Leg Design
- > Pewter Metal Frame Finish
- > Standard with adjustable glides

### To Order, Specify

1. Model Number
2. Textile
3. Finish
4. Options

### Wood Arm Cap Finishes

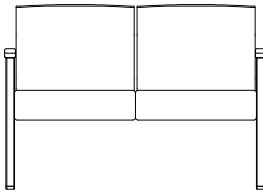
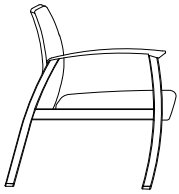
See Page 9

### Moisture Barrier Options

See Page 9

### Powder Coat Finish Options

Standard color is 540 Pewter. For other metal powder coat finishes there is a minimum order quantity of 50 units per color for an upcharge of \$60 list per single chair/table.



### KOT20U - 2 Seat Guest Chair with Urethane Arm Caps

### Leather Price

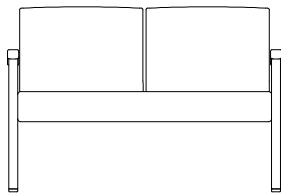
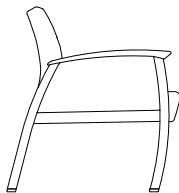
COM	2 / COL	3	4	5	6	7	8	9	10	AL	GL
1,669	1,679	1,699	1,719	1,779	1,839	1,899	1,989	2,069	2,189	Contact CS*	

W	D	H	SW	SD	SH	BH	AH	Weight	Cub. Ft.	COM	COL
45.5	29.5	33.25	42	19.5	18.25	15	25.75	90	35	3	*

### KOT20W - 2 Seat Guest Chair with Wood Arm Caps

COM	2 / COL	3	4	5	6	7	8	9	10	AL	GL
1,669	1,679	1,699	1,719	1,779	1,839	1,899	1,989	2,069	2,189	Contact CS*	

W	D	H	SW	SD	SH	BH	AH	Weight	Cub. Ft.	COM	COL
45.5	29.5	33.25	42	19.5	18.25	15	25.75	90	35	3	*



### KOT20PU - 2 Seat Guest Chair with Upholstered Panel Inserts and Urethane Arm Caps

COM	2 / COL	3	4	5	6	7	8	9	10	AL	GL
1,839	1,899	1,939	1,959	1,999	2,079	2,159	2,269	2,459	2,589	Contact CS*	

W	D	H	SW	SD	SH	BH	AH	Weight	Cub. Ft.	COM	COL
45.5	29.5	33.25	42	19.5	18.25	15	25.75	90	35	3.5	*

### KOT20PW - 2 Seat Guest Chair with Upholstered Panel Inserts and Wood Arm Caps

COM	2 / COL	3	4	5	6	7	8	9	10	AL	GL
1,839	1,899	1,939	1,959	1,999	2,079	2,159	2,269	2,459	2,589	Contact CS*	

W	D	H	SW	SD	SH	BH	AH	Weight	Cub. Ft.	COM	COL
45.5	29.5	33.25	42	19.5	18.25	15	25.75	90	35	4	*

# Koncert Visitor Seating



### Product Specifications

- > Choice of Urethane or Wood arm caps available
- > Features Passive Flex Back
- > Features Clean-Out between seat and back
- > Wall-saver Leg Design
- > Pewter Metal Frame Finish
- > Standard with adjustable glides

### Wood Arm Cap Finishes

See Page 9

### Moisture Barrier Options

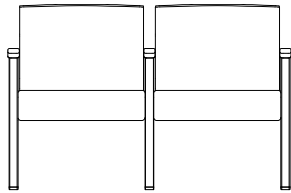
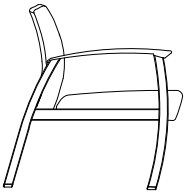
See Page 9

### Powder Coat Finish Options

Standard color is 540 Pewter. For other metal powder coat finishes there is a minimum order quantity of 50 units per color for an upcharge of \$60 list per single chair/table.

### To Order, Specify

1. Model Number
2. Textile
3. Finish
4. Options



### KOT20IU - 2-Seat Guest Chair with Intervening Arm and Urethane Arm Caps

### Leather Price

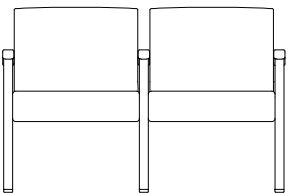

COM	2 / COL	3	4	5	6	7	8	9	10	AL	GL
1,879	1,889	1,899	1,939	1,989	2,049	2,119	2,199	2,289	2,399	Contact CS*	

W	D	H	SW	SD	SH	BH	AH	Weight	Cub. Ft.	COM	COL
47	29.5	33.25	20.75	19.5	18.25	15	25.75	101	35	3	*

### KOT20IW - 2-Seat Guest Chair with Intervening Arm and Wood Arm Caps

COM	2 / COL	3	4	5	6	7	8	9	10	AL	GL
1,879	1,889	1,899	1,939	1,989	2,049	2,119	2,199	2,289	2,399	Contact CS*	

W	D	H	SW	SD	SH	BH	AH	Weight	Cub. Ft.	COM	COL
47	29.5	33.25	20.75	19.5	18.25	15	25.75	101	35	3	*



### KOT20IPU - 2-Seat Guest Chair with Upholstered Panel Inserts and Urethane Arm Caps

COM	2 / COL	3	4	5	6	7	8	9	10	AL	GL
2,129	2,219	2,259	2,329	2,409	2,499	2,599	2,749	2,989	3,179	Contact CS*	

W	D	H	SW	SD	SH	BH	AH	Weight	Cub. Ft.	COM	COL
47	29.5	33.25	20.75	19.5	18.25	15	25.75	101	35	4	*

### KOT20IPW - 2-Seat Guest Chair with Upholstered Panel Inserts and Wood Arm Caps

COM	2 / COL	3	4	5	6	7	8	9	10	AL	GL
2,129	2,219	2,259	2,329	2,409	2,499	2,599	2,749	2,989	3,179	Contact CS*	

W	D	H	SW	SD	SH	BH	AH	Weight	Cub. Ft.	COM	COL
47	29.5	33.25	20.75	19.5	18.25	15	25.75	101	35	4	*

# Koncert Visitor Seating



### Product Specifications

- > Choice of Urethane or Wood arm caps available
- > Features Passive Flex Back
- > Features Clean-Out between seat and back
- > Wall-saver Leg Design
- > Pewter Metal Frame Finish
- > Standard with adjustable glides

### To Order, Specify

1. Model Number
2. Textile
3. Finish
4. Options

### Wood Arm Cap Finishes

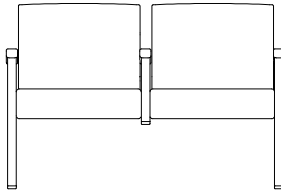
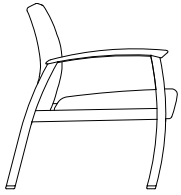
See Page 9

### Moisture Barrier Options

See Page 9

### Powder Coat Finish Options

Standard color is 540 Pewter. For other metal powder coat finishes there is a minimum order quantity of 50 units per color for an upcharge of \$60 list per single chair/table.



### Leather Price

#### KOT21IU - 2 Seat Guest Chair with Intervening Arm No Center Leg and Urethane Arm Caps

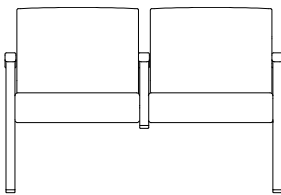
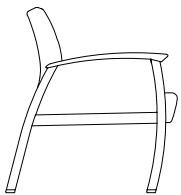
COM	2 / COL	3	4	5	6	7	8	9	10	AL	GL
2,059	2,069	2,079	2,119	2,169	2,229	2,299	2,379	2,469	2,579	Contact CS*	

W	D	H	SW	SD	SH	BH	AH	Weight	Cub. Ft.	COM	COL
47	29.5	33.25	20.75	19.5	18.25	15	25.75	101	40	3.5	*

#### KOT21IW - 2 Seat Guest Chair with Intervening Arm No Center Leg and Wood Arm Caps

COM	2 / COL	3	4	5	6	7	8	9	10	AL	GL
2,059	2,069	2,079	2,119	2,169	2,229	2,299	2,379	2,469	2,579	Contact CS*	

W	D	H	SW	SD	SH	BH	AH	Weight	Cub. Ft.	COM	COL
47	29.5	33.25	20.75	19.5	18.25	15	25.75	101	40	3.5	*



#### KOT21IPU - 2 Seat Guest Chair w/Upholstered Panel Insert Intervening Arm No Center Leg and Urethane Arm Caps

COM	2 / COL	3	4	5	6	7	8	9	10	AL	GL
2,309	2,399	2,439	2,509	2,589	2,679	2,779	2,929	3,169	3,359	Contact CS*	

W	D	H	SW	SD	SH	BH	AH	Weight	Cub. Ft.	COM	COL
47	29.5	33.25	20.75	19.5	18.25	15	25.75	98	40	4	*

#### KOT21IPW - 2 Seat Guest Chair w/Upholstered Panel Insert Intervening Arm No Center Leg and Wood Arm Caps

COM	2 / COL	3	4	5	6	7	8	9	10	AL	GL
2,309	2,399	2,439	2,509	2,589	2,679	2,779	2,929	3,169	3,359	Contact CS*	

W	D	H	SW	SD	SH	BH	AH	Weight	Cub. Ft.	COM	COL
47	29.5	33.25	20.75	19.5	18.25	15	25.75	98	40	4	*

# Koncert Visitor Seating



### Product Specifications

- > Choice of Urethane or Wood arm caps available
- > Features Passive Flex Back
- > Features Clean-Out between seat and back
- > Wall-saver Leg Design
- > Pewter Metal Frame Finish
- > Standard with adjustable glides

### Wood Arm Cap Finishes

See Page 9

### Moisture Barrier Options

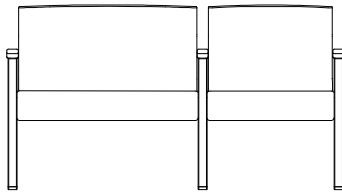
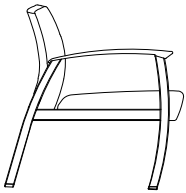
See Page 9

### Powder Coat Finish Options

Standard color is 540 Pewter. For other metal powder coat finishes there is a minimum order quantity of 50 units per color for an upcharge of \$60 list per single chair/table.

### To Order, Specify

1. Model Number
2. Textile
3. Finish
4. Options



### Leather Price

#### KOT20IBLU - 2 Seat 29.5" Left Bariatric (facing) Chair with Intervening Arm and Urethane Arm Caps



COM	2 / COL	3	4	5	6	7	8	9	10	AL	GL
2,129	2,149	2,169	2,189	2,249	2,319	2,399	2,499	2,599	2,749	Contact CS*	

W	D	H	SW	SD	SH	BH	AH	Weight	Cub. Ft.	COM	COL
58	29.5	33.25	20.75	19.5	18.25	15	25.75	115	44	3.5	*

#### KOT20IBLW - 2 Seat 29.5" Left Bariatric (facing) Chair with Intervening Arm and Wood Arm Caps

COM	2 / COL	3	4	5	6	7	8	9	10	AL	GL
2,129	2,149	2,169	2,189	2,249	2,319	2,399	2,499	2,599	2,749	Contact CS*	

W	D	H	SW	SD	SH	BH	AH	Weight	Cub. Ft.	COM	COL
58	29.5	33.25	20.75	19.5	18.25	15	25.75	115	44	3.5	*



#### KOT20IBLPW - 2 Seat 29.5" Left Bariatric (facing) Chair w/Uph. Panel Inserts Intervening Arm and Urethane Arm Caps

COM	2 / COL	3	4	5	6	7	8	9	10	AL	GL
2,379	2,479	2,529	2,579	2,669	2,769	2,879	3,049	3,299	3,529	Contact CS*	

W	D	H	SW	SD	SH	BH	AH	Weight	Cub. Ft.	COM	COL
58	29.5	33.25	20.75	19.5	18.25	15	25.75	115	44	4	*

#### KOT20IBLPW - 2 Seat 29.5" Left Bariatric (facing) Chair w/Uph. Panel Inserts Intervening Arms and Wood Arm Caps

COM	2 / COL	3	4	5	6	7	8	9	10	AL	GL
2,379	2,479	2,529	2,579	2,669	2,769	2,879	3,049	3,299	3,529	Contact CS*	

W	D	H	SW	SD	SH	BH	AH	Weight	Cub. Ft.	COM	COL
58	29.5	33.25	20.75	19.5	18.25	15	25.75	115	44	4	*

COM is in Yards

\* Contact Customer Service for COL Yardage

# Koncert Visitor Seating



### Product Specifications

- > Choice of Urethane or Wood arm caps available
- > Features Passive Flex Back
- > Features Clean-Out between seat and back
- > Wall-saver Leg Design
- > Pewter Metal Frame Finish
- > Standard with adjustable glides

### To Order, Specify

1. Model Number
2. Textile
3. Finish
4. Options

### Wood Arm Cap Finishes

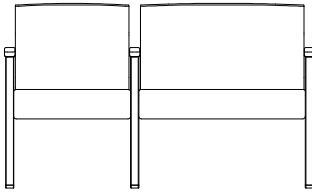
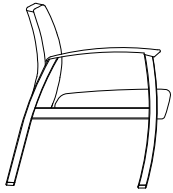
See Page 9

### Moisture Barrier Options

See Page 9

### Powder Coat Finish Options

Standard color is 540 Pewter. For other metal powder coat finishes there is a minimum order quantity of 50 units per color for an upcharge of \$60 list per single chair/table.



### Leather Price

#### KOT20IBRU - 2 Seat 29.5" Right Bariatric (facing) Chair with Intervening Arm and Urethane Arm Caps


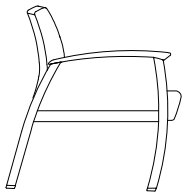
COM	2 / COL	3	4	5	6	7	8	9	10	AL	GL
2,129	2,149	2,169	2,189	2,249	2,319	2,399	2,499	2,599	2,749	Contact CS*	

W	D	H	SW	SD	SH	BH	AH	Weight	Cub. Ft.	COM	COL
58	29.5	33.25	20.75	19.5	18.25	15	25.75	115	44	3.5	*

#### KOT20IBRW - 2 Seat 29.5" Right Bariatric (facing) Chair with Intervening Arm and Wood Arm Caps

COM	2 / COL	3	4	5	6	7	8	9	10	AL	GL
2,129	2,149	2,169	2,189	2,249	2,319	2,399	2,499	2,599	2,749	Contact CS*	

W	D	H	SW	SD	SH	BH	AH	Weight	Cub. Ft.	COM	COL
58	29.5	33.25	20.75	19.5	18.25	15	25.75	115	44	3.5	*



#### KOT20IBRPU - 2 Seat 29.5" Right Bariatric (facing) Chair w/Uph. Panel Inserts Intervening Arm and Urethane Arm Caps

COM	2 / COL	3	4	5	6	7	8	9	10	AL	GL
2,379	2,479	2,529	2,579	2,669	2,769	2,879	3,049	3,299	3,529	Contact CS*	

W	D	H	SW	SD	SH	BH	AH	Weight	Cub. Ft.	COM	COL
58	29.5	33.25	20.75	19.5	18.25	15	25.75	115	44	4	*

#### KOT20IBRPW - 2 Seat 29.5" Right Bariatric (facing) Chair w/Uph. Panel Inserts Intervening and Wood Arm Caps

COM	2 / COL	3	4	5	6	7	8	9	10	AL	GL
2,379	2,479	2,529	2,579	2,669	2,769	2,879	3,049	3,299	3,529	Contact CS*	

W	D	H	SW	SD	SH	BH	AH	Weight	Cub. Ft.	COM	COL
58	29.5	33.25	20.75	19.5	18.25	15	25.75	115	44	4	*

# Koncert Visitor Seating



### Product Specifications

- > Choice of Urethane or Wood arm caps available
- > Features Passive Flex Back
- > Features Clean-Out between seat and back
- > Wall-saver Leg Design
- > Pewter Metal Frame Finish
- > Standard with adjustable glides

### To Order, Specify

1. Model Number
2. Textile
3. Finish
4. Options

### Wood Arm Cap Finishes

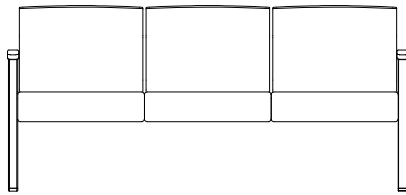
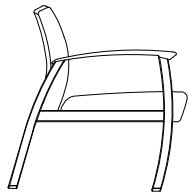
See Page 9

### Moisture Barrier Options

See Page 9

### Powder Coat Finish Options

Standard color is 540 Pewter. For other metal powder coat finishes there is a minimum order quantity of 50 units per color for an upcharge of \$60 list per single chair/table.



### Leather Price

#### KOT30U - 3 Seat Guest Chair with Urethane Arm Caps

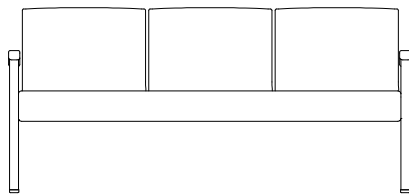
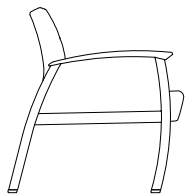
COM	2 / COL	3	4	5	6	7	8	9	10	AL	GL
2,179	2,199	2,239	2,279	2,349	2,449	2,549	2,679	2,819	2,999	Contact CS*	

W	D	H	SW	SD	SH	BH	AH	Weight	Cub. Ft.	COM	COL
65.75	29.5	33.25	63	19.5	18.25	15	25.75	120	45	4.5	*

#### KOT30W - 3 Seat Guest Chair with Wood Arm Caps

COM	2 / COL	3	4	5	6	7	8	9	10	AL	GL
2,179	2,199	2,239	2,279	2,349	2,449	2,549	2,679	2,819	2,999	Contact CS*	

W	D	H	SW	SD	SH	BH	AH	Weight	Cub. Ft.	COM	COL
65.75	29.5	33.25	63	19.5	18.25	15	25.75	120	45	4.5	*



#### KOT30PU - 3 Seat Guest with Upholstered Panel Inserts and Urethane Arm Caps

COM	2 / COL	3	4	5	6	7	8	9	10	AL	GL
2,349	2,419	2,479	2,539	2,629	2,749	2,869	3,049	3,289	3,519	Contact CS*	

W	D	H	SW	SD	SH	BH	AH	Weight	Cub. Ft.	COM	COL
65.75	29.5	33.25	63	19.5	18.25	15	25.75	120	45	5	*

#### KOT30PW - 3 Seat Guest with Upholstered Panel Inserts and Wood Arm Caps

COM	2 / COL	3	4	5	6	7	8	9	10	AL	GL
2,349	2,419	2,479	2,539	2,629	2,749	2,869	3,049	3,289	3,519	Contact CS*	

W	D	H	SW	SD	SH	BH	AH	Weight	Cub. Ft.	COM	COL
65.75	29.5	33.25	63	19.5	18.25	15	25.75	120	45	5	*

COM is in Yards

\* Contact Customer Service for COL Yardage



# Koncert Visitor Seating



## Product Specifications

- > Choice of Urethane or Wood arm caps available
- > Features Passive Flex Back
- > Features Clean-Out between seat and back
- > Wall-saver Leg Design
- > Pewter Metal Frame Finish
- > Standard with adjustable glides

## To Order, Specify

1. Model Number
2. Textile
3. Finish
4. Options

## Wood Arm Cap Finishes

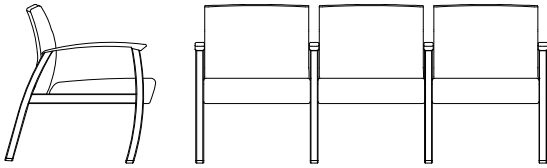
See Page 9

## Moisture Barrier Options

See Page 9

## Powder Coat Finish Options

Standard color is 540 Pewter. For other metal powder coat finishes there is a minimum order quantity of 50 units per color for an upcharge of \$60 list per single chair/table.



## Leather Price

### KOT30IU - 3 Seat Guest Chair with Intervening Arms and Urethane Arm Caps

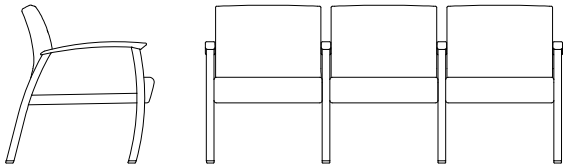
COM	2 / COL	3	4	5	6	7	8	9	10	AL	GL
2,499	2,539	2,559	2,599	2,679	2,759	2,859	2,989	3,149	3,279	Contact CS*	

W	D	H	SW	SD	SH	BH	AH	Weight	Cub. Ft.	COM	COL
69.5	29.5	33.25	20.75	19.5	18.25	15	25.75	141	45	4.5	*

### KOT30IW - 3 Seat Guest Chair with Intervening Arms and Wood Arm Caps

COM	2 / COL	3	4	5	6	7	8	9	10	AL	GL
2,499	2,539	2,559	2,599	2,679	2,759	2,859	2,989	3,149	3,279	Contact CS*	

W	D	H	SW	SD	SH	BH	AH	Weight	Cub. Ft.	COM	COL
69.5	29.5	33.25	20.75	19.5	18.25	15	25.75	141	45	4.5	*



### KOT30IPU - 3 Seat Guest Chair w/Upholstered Panel Insert Intervening Arm and Urethane Arm Caps

COM	2 / COL	3	4	5	6	7	8	9	10	AL	GL
2,839	2,979	3,039	3,119	3,239	3,359	3,629	3,729	4,089	4,319	Contact CS*	

W	D	H	SW	SD	SH	BH	AH	Weight	Cub. Ft.	COM	COL
69.5	29.5	33.25	20.75	19.5	18.25	15	25.75	141	45	5.5	*

### KOT30IPW - 3 Seat Guest Chair w/Upholstered Panel Insert Intervening Arm and Wood Arm Caps

COM	2 / COL	3	4	5	6	7	8	9	10	AL	GL
2,839	2,979	3,039	3,119	3,239	3,359	3,629	3,729	4,089	4,319	Contact CS*	

W	D	H	SW	SD	SH	BH	AH	Weight	Cub. Ft.	COM	COL
69.5	29.5	33.25	20.75	19.5	18.25	15	25.75	141	45	5.5	*

COM is in Yards

\* Contact Customer Service for COL Yardage

# Koncert Visitor Seating



### Product Specifications

- > Choice of Urethane or Wood arm caps available
- > Features Passive Flex Back
- > Features Clean-Out between seat and back
- > Wall-saver Leg Design
- > Pewter Metal Frame Finish
- > Standard with adjustable glides

### To Order, Specify

1. Model Number
2. Textile
3. Finish
4. Options

### Wood Arm Cap Finishes

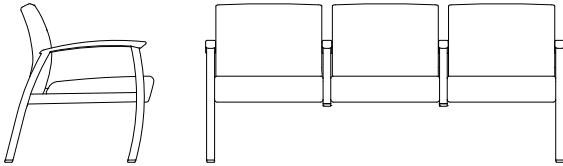
See Page 9

### Moisture Barrier Options

See Page 9

### Powder Coat Finish Options

Standard color is 540 Pewter. For other metal powder coat finishes there is a minimum order quantity of 50 units per color for an upcharge of \$60 list per single chair/table.



### Leather Price

#### KOT31IU - 3 Seat Guest Chair with Intervening Arm No Center Legs and Urethane Arm Caps

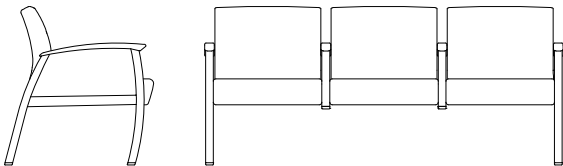
COM	2 / COL	3	4	5	6	7	8	9	10	AL	GL
2,899	2,939	2,959	2,999	3,079	3,159	3,259	3,389	3,549	3,679	Contact CS*	

W	D	H	SW	SD	SH	BH	AH	Weight	Cub. Ft.	COM	COL
69.5	29.5	33.25	20.75	19.5	18.25	15	25.75	135	45	5	*

#### KOT31IW - 3 Seat Guest Chair with Intervening Arm No Center Legs and Wood Arm Caps

COM	2 / COL	3	4	5	6	7	8	9	10	AL	GL
2,899	2,939	2,959	2,999	3,079	3,159	3,259	3,389	3,549	3,679	Contact CS*	

W	D	H	SW	SD	SH	BH	AH	Weight	Cub. Ft.	COM	COL
69.5	29.5	33.25	20.75	19.5	18.25	15	25.75	135	45	5	*



#### KOT31IPU - 3 Seat Guest Chair w/Upholstered Panel Insert Intervening Arm No Center Legs and Urethane Arm Caps

COM	2 / COL	3	4	5	6	7	8	9	10	AL	GL
3,239	3,379	3,439	3,519	3,639	3,759	4,029	4,129	4,489	4,719	Contact CS*	

W	D	H	SW	SD	SH	BH	AH	Weight	Cub. Ft.	COM	COL
69.5	29.5	33.25	20.75	19.5	18.25	15	25.75	135	45	5.5	*

#### KOT31IPW - 3 Seat Guest Chair w/Upholstered Panel Insert Intervening Arm No Center Legs and Wood Arm Caps

COM	2 / COL	3	4	5	6	7	8	9	10	AL	GL
3,239	3,379	3,439	3,519	3,639	3,759	4,029	4,129	4,489	4,719	Contact CS*	

W	D	H	SW	SD	SH	BH	AH	Weight	Cub. Ft.	COM	COL
69.5	29.5	33.25	20.75	19.5	18.25	15	25.75	135	45	5.5	*

COM is in Yards

\* Contact Customer Service for COL Yardage

# Koncert Visitor Seating



## Product Specifications

- > Choice of Urethane or Wood arm caps available
- > Features Passive Flex Back
- > Features Clean-Out between seat and back
- > Wall-saver Leg Design
- > Pewter Metal Frame Finish
- > Standard with adjustable glides

## To Order, Specify

1. Model Number
2. Textile
3. Finish
4. Options

## Wood Arm Cap Finishes

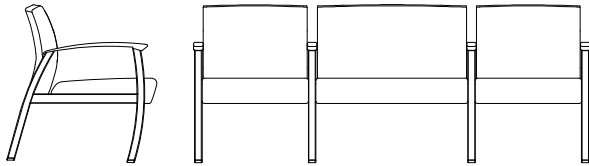
See Page 9

## Moisture Barrier Options

See Page 9

## Powder Coat Finish Options

Standard color is 540 Pewter. For other metal powder coat finishes there is a minimum order quantity of 50 units per color for an upcharge of \$60 list per single chair/table.



## Leather Price

### KOT30BCU - 3 Seat 29.5" Center Bariatric Chair with Intervening Arms and Urethane Arm Caps

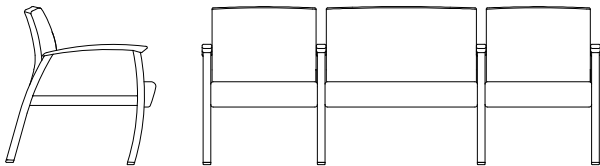
COM	2 / COL	3	4	5	6	7	8	9	10	AL	GL
2,899	2,939	2,969	2,999	3,099	3,199	3,349	3,499	3,599	3,799	Contact CS*	

W	D	H	SW	SD	SH	BH	AH	Weight	Cub. Ft.	COM	COL
78.25	29.5	33.25	20.75	19.5	18.25	15	25.75	154	59	4.5	*

### KOT30BCW - 3 Seat 29.5" Center Bariatric Chair with Intervening Arms and Wood Arm Caps

COM	2 / COL	3	4	5	6	7	8	9	10	AL	GL
2,899	2,939	2,969	2,999	3,099	3,199	3,349	3,499	3,599	3,799	Contact CS*	

W	D	H	SW	SD	SH	BH	AH	Weight	Cub. Ft.	COM	COL
78.25	29.5	33.25	20.75	19.5	18.25	15	25.75	154	59	4.5	*



### KOT30BCPU - 3 Seat 29.5" Center Bariatric w/Uph. Panel Insert Intervening Arms and Urethane Arm Caps

COM	2 / COL	3	4	5	6	7	8	9	10	AL	GL
3,239	3,379	3,449	3,519	3,659	3,799	4,139	4,239	4,539	4,839	Contact CS*	

W	D	H	SW	SD	SH	BH	AH	Weight	Cub. Ft.	COM	COL
78.25	29.5	33.25	20.75	19.5	18.25	15	25.75	154	59	5.5	*

### KOT30BCPW - 3 Seat 29.5" Center Bariatric w/Uph. Panel Insert Intervening Arms and Wood Arm Caps

COM	2 / COL	3	4	5	6	7	8	9	10	AL	GL
3,239	3,379	3,449	3,519	3,659	3,799	4,139	4,239	4,539	4,839	Contact CS*	

W	D	H	SW	SD	SH	BH	AH	Weight	Cub. Ft.	COM	COL
78.25	29.5	33.25	20.75	19.5	18.25	15	25.75	154	59	5.5	*

# Koncert Visitor Seating



### Product Specifications

- > Choice of Urethane or Wood arm caps available
- > Features Passive Flex Back
- > Features Clean-Out between seat and back
- > Wall-saver Leg Design
- > Pewter Metal Frame Finish
- > Standard with adjustable glides

### Wood Arm Cap Finishes

See Page 9

### Moisture Barrier Options

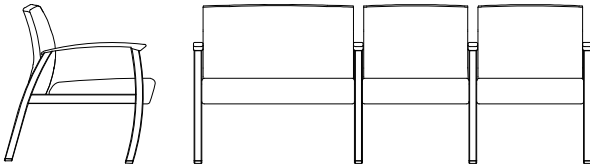
See Page 9

### Powder Coat Finish Options

Standard color is 540 Pewter. For other metal powder coat finishes there is a minimum order quantity of 50 units per color for an upcharge of \$60 list per single chair/table.

### To Order, Specify:

1. Model Number
2. Textile
3. Finish
4. Options



### Leather Price

#### KOT30IBLU - 3 Seat 29.5" Left Bariatric (facing) Chair with Intervening Arms and Urethane Arm Caps

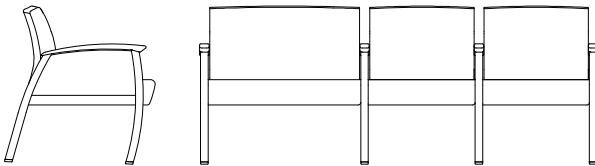
COM	2 / COL	3	4	5	6	7	8	9	10	AL	GL
2,899	2,939	2,969	2,999	3,099	3,199	3,349	3,499	3,599	3,799	Contact CS*	

W	D	H	SW	SD	SH	BH	AH	Weight	Cub. Ft.	COM	COL
78.25	29.5	33.25	20.75	19.5	18.25	15	25.75	154	59	4.5	*

#### KOT30IBLW - 3 Seat 29.5" Left Bariatric (facing) Chair with Intervening Arms and Wood Arm Caps

COM	2 / COL	3	4	5	6	7	8	9	10	AL	GL
2,899	2,939	2,969	2,999	3,099	3,199	3,349	3,499	3,599	3,799	Contact CS*	

W	D	H	SW	SD	SH	BH	AH	Weight	Cub. Ft.	COM	COL
78.25	29.5	33.25	20.75	19.5	18.25	15	25.75	154	59	4.5	*



#### KOT30IBLPU - 3 Seat 29.5" Left Bariatric w/ Uph. Panel Insert Intervening Arm and Urethane Arm Caps

COM	2 / COL	3	4	5	6	7	8	9	10	AL	GL
3,239	3,379	3,449	3,519	3,659	3,799	4,139	4,239	4,539	4,839	Contact CS*	

W	D	H	SW	SD	SH	BH	AH	Weight	Cub. Ft.	COM	COL
78.25	29.5	33.25	20.75	19.5	18.25	15	25.75	154	59	5.5	*

#### KOT30IBLPW - 3 Seat 29.5" Left Bariatric w/ Uph. Panel Insert Intervening Arm and Wood Arm Caps

COM	2 / COL	3	4	5	6	7	8	9	10	AL	GL
3,239	3,379	3,449	3,519	3,659	3,799	4,139	4,239	4,539	4,839	Contact CS*	

W	D	H	SW	SD	SH	BH	AH	Weight	Cub. Ft.	COM	COL
78.25	29.5	33.25	20.75	19.5	18.25	15	25.75	154	59	5.5	*

COM is in Yards

\* Contact Customer Service for COL Yardage

# Koncert Visitor Seating



## Product Specifications

- > Choice of Urethane or Wood arm caps available
- > Features Passive Flex Back
- > Features Clean-Out between seat and back
- > Wall-saver Leg Design
- > Pewter Metal Frame Finish
- > Standard with adjustable glides

## To Order, Specify:

1. Model Number
2. Textile
3. Finish
4. Options

## Wood Arm Cap Finishes

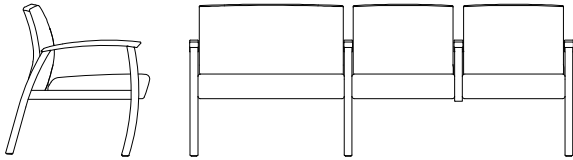
See Page 9

## Moisture Barrier Options

See Page 9

## Powder Coat Finish Options

Standard color is 540 Pewter. For other metal powder coat finishes there is a minimum order quantity of 50 units per color for an upcharge of \$60 list per single chair/table.



## Leather Price

### KOT31IBLU - 3 Seat 29.5" Left Bariatric (facing) Chair w/Intervening Arms No Center Leg and Urethane Arm Caps

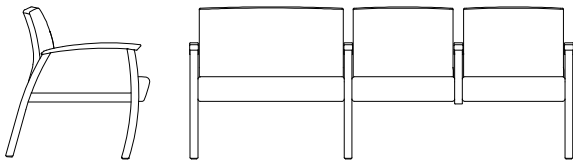
COM	2 / COL	3	4	5	6	7	8	9	10	AL	GL
3,299	3,339	3,369	3,399	3,499	3,599	3,749	3,899	3,999	4,199	Contact CS*	

W	D	H	SW	SD	SH	BH	AH	Weight	Cub. Ft.	COM	COL
78.25	19.5	33.25	29.5	19.5	18.25	15	25.75	151	45	4.5	*

### KOT31IBLW - 3 Seat 29.5" Left Bariatric (facing) Chair w/Intervening Arms No Center Leg and Wood Arm Caps

COM	2 / COL	3	4	5	6	7	8	9	10	AL	GL
3,299	3,339	3,369	3,399	3,499	3,599	3,749	3,899	3,999	4,199	Contact CS*	

W	D	H	SW	SD	SH	BH	AH	Weight	Cub. Ft.	COM	COL
78.25	19.5	33.25	29.5	19.5	18.25	15	25.75	151	45	4.5	*



### KOT31IBLPW - 3 Seat 29.5" Left Bariatric w/ Uph. Panel Insert Intervening Arm No Center Leg and Urethane Arm Caps

COM	2 / COL	3	4	5	6	7	8	9	10	AL	GL
3,639	3,779	3,849	3,919	4,059	4,199	4,539	4,639	4,939	5,239	Contact CS*	

W	D	H	SW	SD	SH	BH	AH	Weight	Cub. Ft.	COM	COL
78.25	19.5	33.25	29.5	19.5	18.25	15	25.75	151	45	5.5	*

### KOT31IBLPW - 3 Seat 29.5" Left Bariatric w/ Uph. Panel Insert Intervening Arm No Center Leg and Wood Arm Caps

COM	2 / COL	3	4	5	6	7	8	9	10	AL	GL
3,639	3,779	3,849	3,919	4,059	4,199	4,539	4,639	4,939	5,239	Contact CS*	

W	D	H	SW	SD	SH	BH	AH	Weight	Cub. Ft.	COM	COL
78.25	19.5	33.25	29.5	19.5	18.25	15	25.75	151	45	5.5	*

# Koncert Visitor Seating



### Product Specifications

- > Choice of Urethane or Wood arm caps available
- > Features Passive Flex Back
- > Features Clean-Out between seat and back
- > Wall-saver Leg Design
- > Pewter Metal Frame Finish
- > Standard with adjustable glides

### Wood Arm Cap Finishes

See Page 9

### Moisture Barrier Options

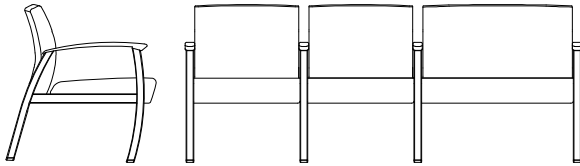
See Page 9

### Powder Coat Finish Options

Standard color is 540 Pewter. For other metal powder coat finishes there is a minimum order quantity of 50 units per color for an upcharge of \$60 list per single chair/table.

### To Order, Specify:

1. Model Number
2. Textile
3. Finish
4. Options



### Leather Price

#### KOT30IBRU - 3 Seat 29.5" Right Bariatric (facing) Chair with Intervening Arms and Urethane Arm Caps

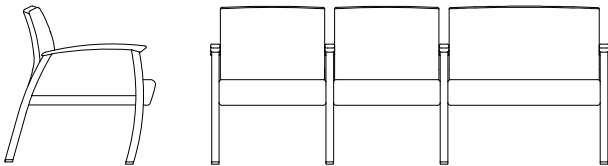
COM	2 / COL	3	4	5	6	7	8	9	10	AL	GL
2,899	2,939	2,969	2,999	3,099	3,199	3,349	3,499	3,599	3,799	Contact CS*	

W	D	H	SW	SD	SH	BH	AH	Weight	Cub. Ft.	COM	COL
78.25	29.5	33.25	20.75	19.5	18.25	15	25.75	154	59	4.5	*

#### KOT30IBRW - 3 Seat 29.5" Right Bariatric (facing) Chair with Intervening Arms and Wood Arm Caps

COM	2 / COL	3	4	5	6	7	8	9	10	AL	GL
2,899	2,939	2,969	2,999	3,099	3,199	3,349	3,499	3,599	3,799	Contact CS*	

W	D	H	SW	SD	SH	BH	AH	Weight	Cub. Ft.	COM	COL
78.25	29.5	33.25	20.75	19.5	18.25	15	25.75	154	59	4.5	*



#### KOT30IBRPW - 3 Seat 29.5" Right Bariatric w/ Uph. Panel Insert Intervening Arm and Urethane Arm Caps

COM	2 / COL	3	4	5	6	7	8	9	10	AL	GL
3,239	3,379	3,449	3,519	3,659	3,799	4,139	4,239	4,539	4,839	Contact CS*	

W	D	H	SW	SD	SH	BH	AH	Weight	Cub. Ft.	COM	COL
78.25	29.5	33.25	20.75	19.5	18.25	15	25.75	154	59	5.5	*

#### KOT30IBRPW - 3 Seat 29.5" Right Bariatric w/ Uph. Panel Insert Intervening Arm and Wood Arm Caps

COM	2 / COL	3	4	5	6	7	8	9	10	AL	GL
3,239	3,379	3,449	3,519	3,659	3,799	4,139	4,239	4,539	4,839	Contact CS*	

W	D	H	SW	SD	SH	BH	AH	Weight	Cub. Ft.	COM	COL
78.25	29.5	33.25	20.75	19.5	18.25	15	25.75	154	59	5.5	*

COM is in Yards

\* Contact Customer Service for COL Yardage

# Koncert Visitor Seating



## Product Specifications

- > Choice of Urethane or Wood arm caps available
- > Features Passive Flex Back
- > Features Clean-Out between seat and back
- > Wall-saver Leg Design
- > Pewter Metal Frame Finish
- > Standard with adjustable glides

## To Order, Specify:

1. Model Number
2. Textile
3. Finish
4. Options

## Wood Arm Cap Finishes

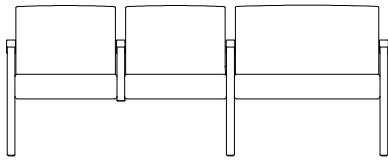
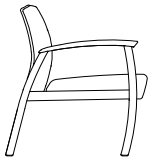
See Page 9

## Moisture Barrier Options

See Page 9

## Powder Coat Finish Options

Standard color is 540 Pewter. For other metal powder coat finishes there is a minimum order quantity of 50 units per color for an upcharge of \$60 list per single chair/table.



## Leather Price

### KOT31BRU - 3 Seat 29.5" Right Bariatric (facing) Chair w/Intervening Arms No Center Leg and Urethane Arm Caps

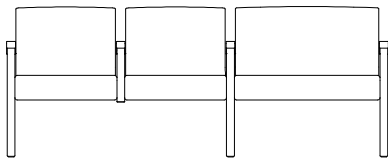
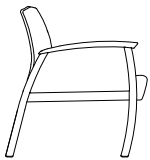
COM	2 / COL	3	4	5	6	7	8	9	10	AL	GL
3,299	3,339	3,369	3,399	3,499	3,599	3,749	3,899	3,999	4,199	Contact CS*	

W	D	H	SW	SD	SH	BH	AH	Weight	Cub. Ft.	COM	COL
78.25	29.5	33.25	29.5	19.5	18.75	15	25.75	151	45	4.5	*

### KOT31BRW - 3 Seat 29.5" Right Bariatric (facing) Chair w/Intervening Arms No Center Leg and Wood Arm Caps

COM	2 / COL	3	4	5	6	7	8	9	10	AL	GL
3,299	3,339	3,369	3,399	3,499	3,599	3,749	3,899	3,999	4,199	Contact CS*	

W	D	H	SW	SD	SH	BH	AH	Weight	Cub. Ft.	COM	COL
78.25	29.5	33.25	29.5	19.5	18.75	15	25.75	151	45	4.5	*



### KOT31BRPU - 3 Seat 29.5" Right Bariatric w/Uph. Panel Insert Intervening Arm No Center Leg and Urethane Arm Caps

COM	2 / COL	3	4	5	6	7	8	9	10	AL	GL
3,639	3,779	3,849	3,919	4,059	4,199	4,389	4,639	4,939	5,239	Contact CS*	


W	D	H	SW	SD	SH	BH	AH	Weight	Cub. Ft.	COM	COL
78.25	29.5	33.25	29.5	19.5	18.75	15	25.75	151	45	5.5	*

### KOT31BRPW - 3 Seat 29.5" Right Bariatric w/Uph. Panel Insert Intervening Arm No Center Leg and Wood Arm Caps

COM	2 / COL	3	4	5	6	7	8	9	10	AL	GL
3,639	3,779	3,849	3,919	4,059	4,199	4,389	4,639	4,939	5,239	Contact CS*	

W	D	H	SW	SD	SH	BH	AH	Weight	Cub. Ft.	COM	COL
78.25	29.5	33.25	29.5	19.5	18.75	15	25.75	151	45	5.5	*

# Koncert Visitor Seating



### Product Specifications

- > Pewter Metal Frame Finish
- > Thermofoil wood grain vinyl laminated top surface
- > Ganging tables include connecting hardware

### To Order, Specify:

1. Model Number
2. Textile
3. Finish
4. Options

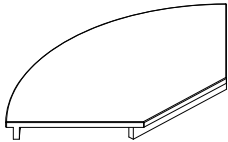
### Powder Coat Finish Options

Standard color is 540 Pewter. For other metal powder coat finishes there is a minimum order quantity of 50 units per color for an upcharge of \$60 list per single chair/table.

### Thermofoil Table Top Finishes

- 042T Black
- 233T Espresso
- 251T Golden Maple
- 310T Aria
- 431T Dark Cherry
- 435T Classic Cherry
- 530T Medium Maple
- 829T Baroque

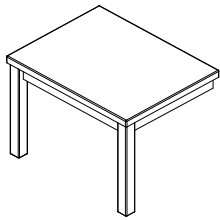
### Model



**KTC03**  
Corner Ganging Table

List Price
849

W	D	H	Weight	Cub. Ft.
69.5	29.5	33.25	141	45



**KTE03L**  
Left End Ganging Table (Facing)

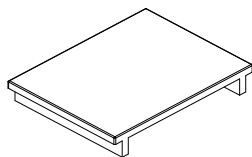
List Price
649

W	D	H	Weight	Cub. Ft.
15.5	20	15	20	2

**KTE03R**  
Right End Ganging Table (Facing)

List Price
649

W	D	H	Weight	Cub. Ft.
15.5	20	15	20	2



**KTIO3**  
Intervening Ganging Table

List Price
599

W	D	H	Weight	Cub. Ft.
19	20	15	19	2



# Koncert Visitor Seating



### Product Specifications

- > Pewter Metal Frame Finish
- > Thermofoil wood grain vinyl laminated top surface
- > Standard with adjustable glides

### To Order, Specify:

1. Model Number
2. Textile
3. Finish
4. Options

### Power Option

(Available on KOT15T and KOT90T Tables only)

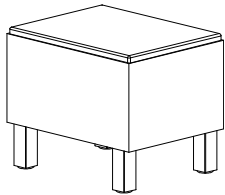
**PU1** Power (Add \$179 List upcharge)

### Power Installation

Tables - Power will be installed on front center

### Thermofoil Table Top Finishes

- 042T Black
- 233T Espresso
- 251T Golden Maple
- 310T Aria
- 431T Dark Cherry
- 435T Classic Cherry
- 530T Medium Maple
- 829T Baroque

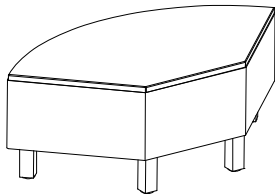


**KOT15T - 15" Inline Table (with Metal Leg)**

**Leather Price**

COM	2 / COL	3	4	5	6	7	8	9	10	AL	GL
949	959	969	979	989	1,009	1,039	1,079	1,099	1,149	Contact CS*	

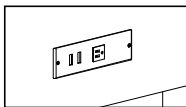
W	D	H	Weight	Cub. Ft.	COM	COL
16	20.25	19	34	7	1.5	*



**KOT90T - 90 Degree Corner Table (with Metal Leg)**

COM	2 / COL	3	4	5	6	7	8	9	10	AL	GL
1,279	1,289	1,299	1,309	1,329	1,359	1,409	1,449	1,499	1,549	Contact CS*	

W	D	H	Weight	Cub. Ft.	COM	COL
45	23.75	18.25	60	15	1.5	*



### Table Options:


**PU1** Power (Add \$179 List upcharge)

### Power Details

- (2) USB Ports
- (1) AC Outlet
- Electrical Rating: 125V, 60Hz, 12A
- Length of Power Cord: 10'

> Kadia Wood Visitor.....67  
> Koncert Wood Visitor.....85

# Kadia Wood Visitor Seating



## Product Specifications

- > Choice of Urethane or Wood arm caps available
- > Features Passive Flex Back
- > Features Clean-Out between seat and back
- > Wall-saver Leg Design
- > Standard with adjustable glides

## To Order, Specify

1. Model Number
2. Textile
3. Finish
4. Options

## Wood Finishes

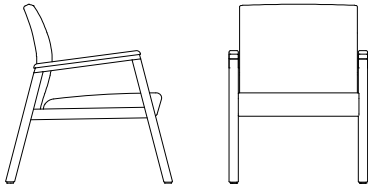
See Page 9

## Moisture Barrier Options

See Page 9

## Solid Surface Arm Cap Options

Solid Surface arm caps standard is Corian "Terra Collection" Color-Antarctica. For non-standard colors, please contact customer service for pricing and availability



### KAW10U - Guest Chair with Urethane Arm Caps

### Leather Price

COM	2 / COL	3	4	5	6	7	8	9	10	AL	GL
1,219	1,229	1,239	1,249	1,279	1,309	1,349	1,399	1,439	1,499	Contact CS*	

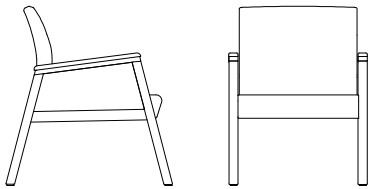
### KAW10W - Guest Chair with Wood Arm Caps

COM	2 / COL	3	4	5	6	7	8	9	10	AL	GL
1,069	1,079	1,089	1,099	1,129	1,159	1,199	1,249	1,289	1,349	Contact CS*	

### KAW10J - Guest Chair with Solid Surface Arm Caps

COM	2 / COL	3	4	5	6	7	8	9	10	AL	GL
1,319	1,329	1,339	1,349	1,379	1,409	1,449	1,499	1,539	1,599	Contact CS*	

W	D	H	SW	SD	SH	BH	AH	Weight	Cub. Ft.	COM	COL
24.5	30	34	20.75	19.5	18	15.5	26.5	40	16	2	*



### KAW10PU - Guest Chair with Upholstered Panel Inserts and Urethane Arm Caps

COM	2 / COL	3	4	5	6	7	8	9	10	AL	GL
1,389	1,449	1,479	1,509	1,559	1,609	1,669	1,769	1,909	2,019	Contact CS*	

### KAW10PW - Guest Chair with Upholstered Panel Inserts and Wood Arm Caps


COM	2 / COL	3	4	5	6	7	8	9	10	AL	GL
1,239	1,299	1,329	1,359	1,409	1,459	1,519	1,619	1,759	1,869	Contact CS*	

### KAW10PJ - Guest Chair with Upholstered Panel Inserts and Solid Surface Arm Caps

COM	2 / COL	3	4	5	6	7	8	9	10	AL	GL
1,489	1,549	1,579	1,609	1,659	1,709	1,769	1,869	2,009	2,119	Contact CS*	

W	D	H	SW	SD	SH	BH	AH	Weight	Cub. Ft.	COM	COL
24.5	30	34	20.75	19.5	18	15.5	26.5	40	16	2.5	*

# Kadia Wood Visitor Seating



## Product Specifications

- > Choice of Urethane or Wood arm caps available
- > Features Passive Flex Back
- > Features Clean-Out between seat and back
- > Wall-saver Leg Design
- > Standard with adjustable glides

## To Order, Specify

1. Model Number
2. Textile
3. Finish
4. Options

## Wood Finishes

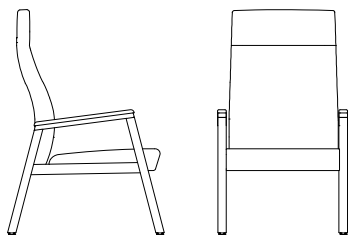
See Page 9

## Moisture Barrier Options

See Page 9

## Solid Surface Arm Cap Options

Solid Surface arm caps standard is Corian "Terra Collection" Color-Antarctica. For non-standard colors, please contact customer service for pricing and availability



**KAW10HU - High Back Guest Chair with Urethane Arm Caps**

**Leather Price**

COM	2 / COL	3	4	5	6	7	8	9	10	AL	GL
1,389	1,399	1,409	1,419	1,449	1,479	1,519	1,569	1,609	1,669	Contact CS*	

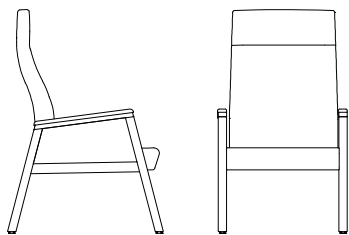
**KAW10HW - High Back Guest Chair with Wood Arm Caps**

COM	2 / COL	3	4	5	6	7	8	9	10	AL	GL
1,239	1,249	1,259	1,269	1,299	1,329	1,369	1,419	1,459	1,519	Contact CS*	

**KAW10HJ - High Back Guest Chair with Solid Surface Arm Caps**

COM	2 / COL	3	4	5	6	7	8	9	10	AL	GL
1,489	1,499	1,509	1,519	1,549	1,579	1,619	1,669	1,709	1,769	Contact CS*	

W	D	H	SW	SD	SH	BH	AH	Weight	Cub. Ft.	COM	COL
24.5	30	45.5	20.75	19.5	18	29	26.5	45	27	2	*



**KAW10HPU - High Back Guest Chair with Upholstered Panel Inserts and Urethane Arm Caps**

COM	2 / COL	3	4	5	6	7	8	9	10	AL	GL
1,559	1,619	1,649	1,679	1,729	1,779	1,839	1,939	2,079	2,189	Contact CS*	

**KAW10HPW - High Back Guest Chair with Upholstered Panel Inserts and Wood Arm Caps**


COM	2 / COL	3	4	5	6	7	8	9	10	AL	GL
1,409	1,469	1,499	1,529	1,579	1,629	1,689	1,789	1,929	2,039	Contact CS*	

**KAW10HPJ - High Back Guest Chair with Upholstered Panel Inserts and Solid Surface Arm Caps**

COM	2 / COL	3	4	5	6	7	8	9	10	AL	GL
1,659	1,719	1,749	1,779	1,829	1,879	1,939	2,039	2,179	2,289	Contact CS*	

W	D	H	SW	SD	SH	BH	AH	Weight	Cub. Ft.	COM	COL
24.5	30	45.5	20.75	19.5	18	29	26.5	45	27	2.5	*

# Kadia Wood Visitor Seating



## Product Specifications

- > Choice of Urethane or Wood arm caps available
- > Features Passive Flex Back
- > Features Clean-Out between seat and back
- > Wall-saver Leg Design
- > Standard with adjustable glides

## To Order, Specify

1. Model Number
2. Textile
3. Finish
4. Options

## Wood Finishes

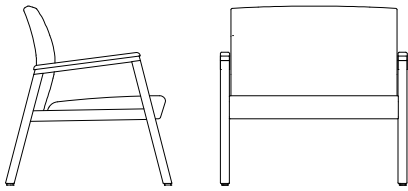
See Page 9

## Moisture Barrier Options

See Page 9

## Solid Surface Arm Cap Options

Solid Surface arm caps standard is Corian "Terra Collection" Color-Antarctica. For non-standard colors, please contact customer service for pricing and availability



### KAW10BU - Bariatric Chair with Urethane Arm Caps

Leather Price

COM	2 / COL	3	4	5	6	7	8	9	10	AL	GL
1,499	1,509	1,519	1,549	1,599	1,649	1,709	1,789	1,869	1,969	Contact CS*	

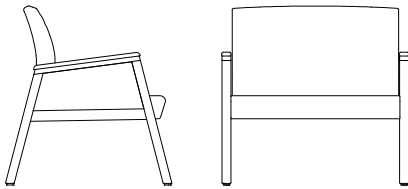
### KAW10BW - Bariatric Chair with Wood Arm Caps

COM	2 / COL	3	4	5	6	7	8	9	10	AL	GL
1,349	1,359	1,369	1,399	1,449	1,499	1,559	1,639	1,719	1,819	Contact CS*	

### KAW10BJ - Bariatric Chair with Solid Surface Arm Caps

COM	2 / COL	3	4	5	6	7	8	9	10	AL	GL
1,599	1,609	1,619	1,649	1,699	1,749	1,809	1,889	1,969	2,069	Contact CS*	

W	D	H	SW	SD	SH	BH	AH	Weight	Cub. Ft.	COM	COL
33.5	30	34	29.5	19.5	18	15.5	26.5	60	25	3	*



### KAW10BPU - Bariatric Chair with Upholstered Panel Inserts and Urethane Arm Caps

COM	2 / COL	3	4	5	6	7	8	9	10	AL	GL
1,569	1,629	1,659	1,709	1,779	1,849	1,929	2,059	2,239	2,389	Contact CS*	

### KAW10BPW - Bariatric Chair with Upholstered Panel Inserts and Wood Arm Caps


COM	2 / COL	3	4	5	6	7	8	9	10	AL	GL
1,419	1,479	1,509	1,559	1,629	1,699	1,779	1,909	2,089	2,239	Contact CS*	

### KAW10BPJ - Bariatric Chair with Upholstered Panel Inserts and Solid Surface Arm Caps

COM	2 / COL	3	4	5	6	7	8	9	10	AL	GL
1,669	1,729	1,759	1,809	1,879	1,949	2,029	2,159	2,339	2,489	Contact CS*	

W	D	H	SW	SD	SH	BH	AH	Weight	Cub. Ft.	COM	COL
33.5	30	34	29.5	19.5	18	15.5	26.5	60	25	3.5	*

# Kadia Wood Visitor Seating



### Product Specifications

- > Choice of Urethane or Wood arm caps available
- > Features Passive Flex Back
- > Features Clean-Out between seat and back
- > Wall-saver Leg Design
- > Standard with adjustable glides

### Wood Finishes

See Page 9

### Moisture Barrier Options


See Page 9

### Solid Surface Arm Cap Options

Solid Surface arm caps standard is Corian "Terra Collection" Color-Antarctica. For non-standard colors, please contact customer service for pricing and availability

### To Order, Specify

1. Model Number
2. Textile
3. Finish
4. Options



#### KAW10BHU - High Back Bariatric Chair with Urethane Arm Caps

Leather Price

COM	2 / COL	3	4	5	6	7	8	9	10	AL	GL
1,619	1,729	1,809	1,849	1,909	1,989	2,039	2,149	2,249	2,569	Contact CS*	


#### KAW10BHW - High Back Bariatric Chair with Wood Arm Caps

COM	2 / COL	3	4	5	6	7	8	9	10	AL	GL
1,469	1,579	1,659	1,699	1,759	1,839	1,889	1,999	2,099	2,419	Contact CS*	

#### KAW10BHJ - High Back Bariatric Chair with Solid Surface Arm Caps

COM	2 / COL	3	4	5	6	7	8	9	10	AL	GL
1,719	1,829	1,909	1,949	2,009	2,089	2,139	2,249	2,349	2,669	Contact CS*	

W	D	H	SW	SD	SH	BH	AH	Weight	Cub. Ft.	COM	COL
33.5	30	45.5	29.5	19.5	18	29	26.5	66	35	3.5	*



#### KAW10BHPU - High Back Bariatric Chair with Upholstered Panel Inserts and Urethane Arm Caps

COM	2 / COL	3	4	5	6	7	8	9	10	AL	GL
1,789	1,949	2,049	2,109	2,189	2,289	2,359	2,519	2,719	3,089	Contact CS*	

#### KAW10BHPW - High Back Bariatric Chair with Upholstered Panel Inserts and Wood Arm Caps


COM	2 / COL	3	4	5	6	7	8	9	10	AL	GL
1,739	1,899	1,999	2,059	2,139	2,239	2,309	2,469	2,669	3,039	Contact CS*	

#### KAW10BHPJ - High Back Bariatric Chair with Upholstered Panel Inserts and Solid Surface Arm Caps

COM	2 / COL	3	4	5	6	7	8	9	10	AL	GL
1,889	2,049	2,149	2,209	2,289	2,389	2,459	2,619	2,819	3,189	Contact CS*	

W	D	H	SW	SD	SH	BH	AH	Weight	Cub. Ft.	COM	COL
33.5	30	45.5	29.5	19.5	18	29	26.5	66	35	4	*

# Kadia Wood Visitor Seating



## Product Specifications

- > Choice of Urethane or Wood arm caps available
- > Features Passive Flex Back
- > Features Clean-Out between seat and back
- > Wall-saver Leg Design
- > Standard with adjustable glides

## To Order, Specify

1. Model Number
2. Textile
3. Finish
4. Options

## Wood Finishes

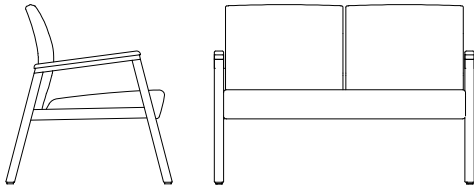
See Page 9

## Moisture Barrier Options

See Page 9

## Solid Surface Arm Cap Options

Solid Surface arm caps standard is Corian "Terra Collection" Color-Antarctica. For non-standard colors, please contact customer service for pricing and availability



### KAW20U - 2 Seat Guest Chair with Urethane Arm Caps

Leather Price

COM	2 / COL	3	4	5	6	7	8	9	10	AL	GL
1,819	1,829	1,849	1,869	1,929	1,989	2,049	2,139	2,219	2,339	Contact CS*	


### KAW20W - 2 Seat Guest Chair with Wood Arm Caps

COM	2 / COL	3	4	5	6	7	8	9	10	AL	GL
1,669	1,679	1,699	1,719	1,779	1,839	1,899	1,989	2,069	2,189	Contact CS*	

### KAW20J - 2 Seat Guest Chair with Solid Surface Arm Caps

COM	2 / COL	3	4	5	6	7	8	9	10	AL	GL
1,769	1,779	1,799	1,819	1,879	1,939	1,999	2,089	2,169	2,289	Contact CS*	

W	D	H	SW	SD	SH	BH	AH	Weight	Cub. Ft.	COM	COL
45.5	30	34	42	19.5	18	15.5	26.5	72	35	3	*



### KAW20PU - 2 Seat Guest Chair with Upholstered Panel Inserts and Urethane Arm Caps

COM	2 / COL	3	4	5	6	7	8	9	10	AL	GL
1,989	2,049	2,089	2,129	2,209	2,289	2,369	2,509	2,689	2,859	Contact CS*	

### KAW20PW - 2 Seat Guest Chair with Upholstered Panel Inserts and Wood Arm Caps


COM	2 / COL	3	4	5	6	7	8	9	10	AL	GL
1,839	1,899	1,939	1,979	2,059	2,139	2,219	2,359	2,539	2,709	Contact CS*	

### KAW20PJ - 2 Seat Guest Chair with Upholstered Panel Inserts and Solid Surface Arm Caps

COM	2 / COL	3	4	5	6	7	8	9	10	AL	GL
2,089	2,149	2,189	2,229	2,309	2,389	2,469	2,609	2,789	2,959	Contact CS*	

W	D	H	SW	SD	SH	BH	AH	Weight	Cub. Ft.	COM	COL
45.5	30	34	42	19.5	18	15.5	26.5	72	35	3.5	*

# Kadia Wood Visitor Seating



### Product Specifications

- > Choice of Urethane or Wood arm caps available
- > Features Passive Flex Back
- > Features Clean-Out between seat and back
- > Wall-saver Leg Design
- > Standard with adjustable glides

### Wood Finishes

See Page 9

### Moisture Barrier Options


See Page 9

### Solid Surface Arm Cap Options

Solid Surface arm caps standard is Corian "Terra Collection" Color-Antarctica. For non-standard colors, please contact customer service for pricing and availability

### To Order, Specify

1. Model Number
2. Textile
3. Finish
4. Options




KAW20IU - 2 Seat Guest Chair with Intervening Arm and Urethane Arm Caps											Leather Price	
COM	2 / COL	3	4	5	6	7	8	9	10	AL	GL	
2,099	2,109	2,119	2,159	2,209	2,269	2,339	2,419	2,509	2,619	Contact CS*		

KAW20IW - 2 Seat Guest Chair with Intervening Arm and Wood Arm Caps											Leather Price	
COM	2 / COL	3	4	5	6	7	8	9	10	AL	GL	
1,879	1,889	1,899	1,939	1,989	2,049	2,119	2,199	2,289	2,399	Contact CS*		

KAW20IJ - 2 Seat Guest Chair with Intervening Arm and Solid Surface Arm Caps											Leather Price	
COM	2 / COL	3	4	5	6	7	8	9	10	AL	GL	
2,249	2,259	2,269	2,309	2,359	2,419	2,489	2,569	2,659	2,769	Contact CS*		

W	D	H	SW	SD	SH	BH	AH	Weight	Cub. Ft.	COM	COL
47	30	34	20.75	19.5	18	15.5	26.5	77	35	3	*



KAW20IPU - 2 Seat Guest Chair with Intervening Arm with Upholstered Panel Inserts and Urethane Arm Caps											Leather Price	
COM	2 / COL	3	4	5	6	7	8	9	10	AL	GL	
2,359	2,439	2,479	2,549	2,629	2,719	2,819	2,979	3,219	3,399	Contact CS*		


KAW20IPW - 2 Seat Guest Chair with Intervening Arm with Upholstered Panel Inserts and Wood Arm Caps											Leather Price	
COM	2 / COL	3	4	5	6	7	8	9	10	AL	GL	
2,129	2,219	2,259	2,329	2,409	2,499	2,599	2,749	2,989	3,179	Contact CS*		

KAW20IPJ - 2 Seat Guest Chair with Intervening Arm with Upholstered Panel Inserts and Solid Surface Arm Caps											Leather Price	
COM	2 / COL	3	4	5	6	7	8	9	10	AL	GL	
2,509	2,589	2,629	2,699	2,779	2,869	2,969	3,129	3,369	3,549	Contact CS*		

W	D	H	SW	SD	SH	BH	AH	Weight	Cub. Ft.	COM	COL
47	30	34	20.75	19.5	18	15.5	26.5	77	35	4	*



# Kadia Wood Visitor Seating



## Product Specifications

- > Choice of Urethane or Wood arm caps available
- > Features Passive Flex Back
- > Features Clean-Out between seat and back
- > Wall-saver Leg Design
- > Standard with adjustable glides

## To Order, Specify

1. Model Number
2. Textile
3. Finish
4. Options

## Wood Finishes


See Page 9

## Moisture Barrier Options

See Page 9

## Solid Surface Arm Cap Options

Solid Surface arm caps standard is Corian "Terra Collection" Color-Antarctica. For non-standard colors, please contact customer service for pricing and availability



## Leather Price

### KAW21IU - 2 Seat Guest Chair with Intervening Arm No Center Legs and Urethane Arm Caps

COM	2 / COL	3	4	5	6	7	8	9	10	AL	GL
2,279	2,289	2,299	2,339	2,389	2,449	2,519	2,599	2,689	2,799	Contact CS*	


### KAW21IW - 2 Seat Guest Chair with Intervening Arm No Center Legs and Wood Arm Caps

COM	2 / COL	3	4	5	6	7	8	9	10	AL	GL
2,059	2,069	2,079	2,119	2,169	2,229	2,299	2,379	2,469	2,579	Contact CS*	

### KAW21IJ - 2 Seat Guest Chair with Intervening Arm No Center Legs and Solid Surface Arm Caps

COM	2 / COL	3	4	5	6	7	8	9	10	AL	GL
2,429	2,439	2,449	2,489	2,539	2,599	2,669	2,749	2,839	2,949	Contact CS*	

W	D	H	SW	SD	SH	BH	AH	Weight	Cub. Ft.	COM	COL
47	30	34	20.75	19.5	18	15.5	26.5	76	40	3	*



### KAW21IPU - 2 Seat Guest Chair w/Upholstered Panel Insert Intervening Arm No Center Legs and Urethane Arm Caps

COM	2 / COL	3	4	5	6	7	8	9	10	AL	GL
2,539	2,619	2,659	2,729	2,809	2,899	2,999	3,159	3,399	3,579	Contact CS*	

### KAW21IPW - 2 Seat Guest Chair w/Upholstered Panel Insert Intervening Arm No Center Legs and Wood Arm Caps


COM	2 / COL	3	4	5	6	7	8	9	10	AL	GL
2,309	2,399	2,439	2,509	2,589	2,679	2,779	2,929	3,169	3,359	Contact CS*	

### KAW21IPJ - 2 Seat Guest Chair w/Upholstered Panel Insert Intervening Arm No Center Legs and Solid Surface Arm Caps

COM	2 / COL	3	4	5	6	7	8	9	10	AL	GL
2,689	2,769	2,809	2,879	2,959	3,049	3,149	3,309	3,549	3,729	Contact CS*	

W	D	H	SW	SD	SH	BH	AH	Weight	Cub. Ft.	COM	COL
47	30	34	20.75	19.5	18	15.5	26.5	76	40	4	*

# Kadia Wood Visitor Seating



### Product Specifications

- > Choice of Urethane or Wood arm caps available
- > Features Passive Flex Back
- > Features Clean-Out between seat and back
- > Wall-saver Leg Design
- > Standard with adjustable glides

### Wood Finishes

See Page 9

### Moisture Barrier Options

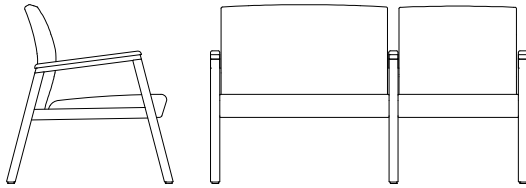
See Page 9

### Solid Surface Arm Cap Options

Solid Surface arm caps standard is Corian "Terra Collection" Color-Antarctica. For non-standard colors, please contact customer service for pricing and availability

### To Order, Specify

1. Model Number
2. Textile
3. Finish
4. Options



### Leather Price

#### KAW20IBLU - 2 Seat 29.5" Left Bariatric (facing) Chair with Intervening Arm and Urethane Arm Caps

COM	2 / COL	3	4	5	6	7	8	9	10	AL	GL
2,349	2,369	2,389	2,409	2,469	2,539	2,619	2,719	2,819	2,969	Contact CS*	


#### KAW20IBLW - 2 Seat 29.5" Left Bariatric (facing) Chair with Intervening Arm and Wood Arm Caps

COM	2 / COL	3	4	5	6	7	8	9	10	AL	GL
2,129	2,149	2,169	2,189	2,249	2,319	2,399	2,499	2,599	2,749	Contact CS*	

#### KAW20IBLJ - 2 Seat 29.5" Left Bariatric (facing) Chair with Intervening Arm and Solid Surface Arm Caps

COM	2 / COL	3	4	5	6	7	8	9	10	AL	GL
2,499	2,519	2,539	2,559	2,619	2,689	2,769	2,869	2,969	3,119	Contact CS*	

W	D	H	SW	SD	SH	BH	AH	Weight	Cub. Ft.	COM	COL
58	30	34	29.5	19.5	18	15.5	26.5	96	44	3.5	*



#### KAW20IBLPU - 2 Seat 29.5" Left Bariatric (facing) w/Intervening Arm with Uph. Panel Inserts and Urethane Arm Caps

COM	2 / COL	3	4	5	6	7	8	9	10	AL	GL
2,609	2,699	2,749	2,799	2,889	2,989	3,099	3,279	3,529	3,749	Contact CS*	

#### KAW20IBLPW - 2 Seat 29.5" Left Bariatric (facing) w/Intervening Arm with Uph. Panel Inserts and Wood Arm Caps


COM	2 / COL	3	4	5	6	7	8	9	10	AL	GL
2,379	2,479	2,529	2,579	2,669	2,769	2,879	3,049	3,299	3,529	Contact CS*	

#### KAW20IBLPJ - 2 Seat 29.5" Left Bariatric (facing) w/Intervening Arm with Uph. Panel Inserts and Solid Surface Arm Caps

COM	2 / COL	3	4	5	6	7	8	9	10	AL	GL
2,759	2,849	2,899	2,949	3,039	3,139	3,249	3,429	3,679	3,899	Contact CS*	

W	D	H	SW	SD	SH	BH	AH	Weight	Cub. Ft.	COM	COL
58	30	34	29.5	19.5	18	15.5	26.5	96	44	4	*

# Kadia Wood Visitor Seating



## Product Specifications

- > Choice of Urethane or Wood arm caps available
- > Features Passive Flex Back
- > Features Clean-Out between seat and back
- > Wall-saver Leg Design
- > Standard with adjustable glides

## To Order, Specify

1. Model Number
2. Textile
3. Finish
4. Options

## Wood Finishes

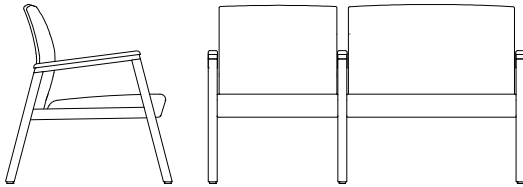
See Page 9

## Moisture Barrier Options

See Page 9

## Solid Surface Arm Cap Options

Solid Surface arm caps standard is Corian "Terra Collection" Color-Antarctica. For non-standard colors, please contact customer service for pricing and availability



## Leather Price

### KAW20IBRU - 2 Seat 29.5" Right Bariatric (facing) Chair with Intervening Arm and Urethane Arm Caps

COM	2 / COL	3	4	5	6	7	8	9	10	AL	GL
2,349	2,369	2,389	2,409	2,469	2,539	2,619	2,719	2,819	2,969	Contact CS*	


### KAW20IBRW - 2 Seat 29.5" Right Bariatric (facing) Chair with Intervening Arm and Wood Arm Caps

COM	2 / COL	3	4	5	6	7	8	9	10	AL	GL
2,129	2,149	2,169	2,189	2,249	2,319	2,399	2,499	2,599	2,749	Contact CS*	

### KAW20IBRJ - 2 Seat 29.5" Right Bariatric (facing) Chair with Intervening Arm and Solid Surface Arm Caps

COM	2 / COL	3	4	5	6	7	8	9	10	AL	GL
2,499	2,519	2,539	2,559	2,619	2,689	2,769	2,869	2,969	3,119	Contact CS*	

W	D	H	SW	SD	SH	BH	AH	Weight	Cub. Ft.	COM	COL
58	30	34	29.5	19.5	18	15.5	26.5	96	44	3.5	*



### KAW20IBRPU - 2 Seat 29.5" Right Bariatric (facing) w/Intervening Arm with Uph. Panel Inserts and Urethane Arm Caps

COM	2 / COL	3	4	5	6	7	8	9	10	AL	GL
2,609	2,699	2,749	2,799	2,889	2,989	3,099	3,279	3,529	3,749	Contact CS*	

### KAW20IBRPW - 2 Seat 29.5" Right Bariatric (facing) w/Intervening Arm with Uph. Panel Inserts and Wood Arm Caps


COM	2 / COL	3	4	5	6	7	8	9	10	AL	GL
2,379	2,479	2,529	2,579	2,669	2,769	2,879	3,049	3,299	3,529	Contact CS*	

### KAW20IBRPJ - 2 Seat 29.5" Right Bariatric (facing) w/Intervening Arm with Uph. Panel Inserts and Solid Surface Arm Caps

COM	2 / COL	3	4	5	6	7	8	9	10	AL	GL
2,759	2,849	2,899	2,949	3,039	3,139	3,249	3,429	3,679	3,899	Contact CS*	

W	D	H	SW	SD	SH	BH	AH	Weight	Cub. Ft.	COM	COL
58	30	34	29.5	19.5	18	15.5	26.5	96	44	4	*

# Kadia Wood Visitor Seating



## Product Specifications

- > Choice of Urethane or Wood arm caps available
- > Features Passive Flex Back
- > Features Clean-Out between seat and back
- > Wall-saver Leg Design
- > Standard with adjustable glides

## Wood Finishes

See Page 9

## Moisture Barrier Options


See Page 9

## Solid Surface Arm Cap Options

Solid Surface arm caps standard is Corian "Terra Collection" Color-Antarctica. For non-standard colors, please contact customer service for pricing and availability

## To Order, Specify

1. Model Number
2. Textile
3. Finish
4. Options



## Leather Price

### KAW30U - 3 Seat Guest Chair with Urethane Arm Caps

COM	2 / COL	3	4	5	6	7	8	9	10	AL	GL
2,329	2,349	2,389	2,429	2,499	2,599	2,699	2,829	2,969	3,149	Contact CS*	


### KAW30W - 3 Seat Guest Chair with Wood Arm Caps

COM	2 / COL	3	4	5	6	7	8	9	10	AL	GL
2,179	2,199	2,239	2,279	2,349	2,449	2,549	2,679	2,819	2,999	Contact CS*	

### KAW30J - 3 Seat Guest Chair with Solid Surface Arm Caps

COM	2 / COL	3	4	5	6	7	8	9	10	AL	GL
2,429	2,449	2,489	2,529	2,599	2,699	2,799	2,929	3,069	3,249	Contact CS*	

W	D	H	SW	SD	SH	BH	AH	Weight	Cub. Ft.	COM	COL
65.75	30	34	62.25	19.5	18	15.5	26.5	104	45	4.5	*



### KAW30PU - 3 Seat Guest Chair with Upholstered Panel Inserts and Urethane Arm Caps

COM	2 / COL	3	4	5	6	7	8	9	10	AL	GL
2,499	2,569	2,629	2,689	2,779	2,899	3,019	3,199	3,439	3,669	Contact CS*	

### KAW30PW - 3 Seat Guest Chair with Upholstered Panel Inserts and Wood Arm Caps

COM	2 / COL	3	4	5	6	7	8	9	10	AL	GL
2,349	2,419	2,479	2,539	2,629	2,749	2,869	3,049	3,289	3,519	Contact CS*	

### KAW30PJ - 3 Seat Guest Chair with Upholstered Panel Inserts and Solid Surface Arm Caps


COM	2 / COL	3	4	5	6	7	8	9	10	AL	GL
2,599	2,669	2,729	2,789	2,879	2,999	3,119	3,299	3,539	3,769	Contact CS*	

W	D	H	SW	SD	SH	BH	AH	Weight	Cub. Ft.	COM	COL
65.75	30	34	62.25	19.5	18	15.5	26.5	104	45	5	*

COM is in Yards

\* Contact Customer Service for COL Yardage

# Kadia Wood Visitor Seating



## Product Specifications

- > Choice of Urethane or Wood arm caps available
- > Features Passive Flex Back
- > Features Clean-Out between seat and back
- > Wall-saver Leg Design
- > Standard with adjustable glides

## To Order, Specify

1. Model Number
2. Textile
3. Finish
4. Options

## Wood Finishes

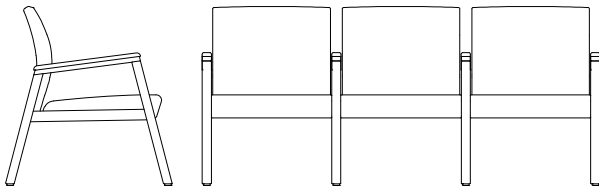
See Page 9

## Moisture Barrier Options

See Page 9

## Solid Surface Arm Cap Options

Solid Surface arm caps standard is Corian "Terra Collection" Color-Antarctica. For non-standard colors, please contact customer service for pricing and availability



## Leather Price

### KAW30IU - 3 Seat Guest Chair with Intervening Arm and Urethane Arm Caps

COM	2 / COL	3	4	5	6	7	8	9	10	AL	GL
2,799	2,839	2,859	2,899	2,979	3,059	3,159	3,289	3,449	3,579	Contact CS*	

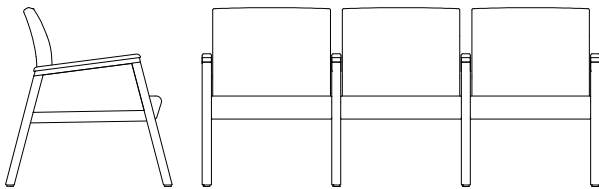
### KAW30IW - 3 Seat Guest Chair with Intervening Arm and Wood Arm Caps

COM	2 / COL	3	4	5	6	7	8	9	10	AL	GL
2,499	2,539	2,559	2,599	2,679	2,759	2,859	2,989	3,149	3,279	Contact CS*	

### KAW30IJ - 3 Seat Guest Chair with Intervening Arm and Solid Surface Arm Caps

COM	2 / COL	3	4	5	6	7	8	9	10	AL	GL
2,999	3,039	3,059	3,099	3,179	3,259	3,359	3,489	3,649	3,779	Contact CS*	

W	D	H	SW	SD	SH	BH	AH	Weight	Cub. Ft.	COM	COL
69.5	30	34	20.75	19.5	18	15.5	26.5	110	45	4.5	*



### KAW30IPU - 3 Seat Guest Chair w/Upholstered Panel Insert Intervening Arm and Urethane Arm Caps

COM	2 / COL	3	4	5	6	7	8	9	10	AL	GL
3,139	3,279	3,339	3,419	3,539	3,659	3,799	4,029	4,389	4,619	Contact CS*	

### KAW30IPW - 3 Seat Guest Chair w/Upholstered Panel Insert Intervening Arm and Wood Arm Caps


COM	2 / COL	3	4	5	6	7	8	9	10	AL	GL
2,839	2,979	3,039	3,119	3,239	3,359	3,499	3,729	4,089	4,319	Contact CS*	

### KAW30IPJ - 3 Seat Guest Chair w/Upholstered Panel Insert Intervening Arm and Solid Surface Arm Caps

COM	2 / COL	3	4	5	6	7	8	9	10	AL	GL
3,339	3,479	3,539	3,619	3,739	3,859	3,999	4,229	4,589	4,819	Contact CS*	

W	D	H	SW	SD	SH	BH	AH	Weight	Cub. Ft.	COM	COL
69.5	30	34	20.75	19.5	18	15.5	26.5	110	45	5	*

# Kadia Wood Visitor Seating



### Product Specifications

- > Choice of Urethane or Wood arm caps available
- > Features Passive Flex Back
- > Features Clean-Out between seat and back
- > Wall-saver Leg Design
- > Standard with adjustable glides

### Wood Finishes

See Page 9

### Moisture Barrier Options

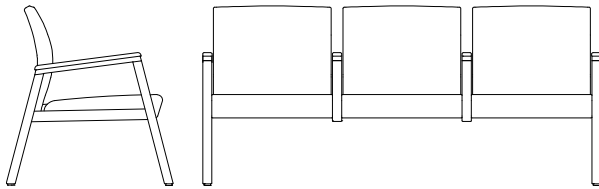
See Page 9

### Solid Surface Arm Cap Options

Solid Surface arm caps standard is Corian "Terra Collection" Color-Antarctica. For non-standard colors, please contact customer service for pricing and availability

### To Order, Specify

1. Model Number
2. Textile
3. Finish
4. Options



### Leather Price

#### KAW31IU - 3 Seat Guest Chair with Intervening Arm No Center Legs and Urethane Arm Caps

COM	2 / COL	3	4	5	6	7	8	9	10	AL	GL
3,199	3,239	3,259	3,299	3,379	3,459	3,559	3,689	3,849	3,979	Contact CS*	


#### KAW31IW - 3 Seat Guest Chair with Intervening Arm No Center Legs and Wood Arm Caps

COM	2 / COL	3	4	5	6	7	8	9	10	AL	GL
2,899	2,939	2,959	2,999	3,079	3,159	3,259	3,389	3,549	3,679	Contact CS*	

#### KAW31IJ - 3 Seat Guest Chair with Intervening Arm No Center Legs and Solid Surface Arm Caps

COM	2 / COL	3	4	5	6	7	8	9	10	AL	GL
3,399	3,439	3,459	3,499	3,579	3,659	3,759	3,889	4,049	4,179	Contact CS*	

W	D	H	SW	SD	SH	BH	AH	Weight	Cub. Ft.	COM	COL
69.5	30	34	20.75	19.5	18	15.5	26.5	107	45	4.5	*



#### KAW31IPU - 3 Seat Guest Chair w/Upholstered Panel Insert Intervening Arm No Center Legs and Urethane Arm Caps

COM	2 / COL	3	4	5	6	7	8	9	10	AL	GL
3,539	3,679	3,739	3,819	3,939	4,059	4,199	4,429	4,789	5,019	Contact CS*	

#### KAW31IPW - 3 Seat Guest Chair w/Upholstered Panel Insert Intervening Arm No Center Legs and Wood Arm Caps


COM	2 / COL	3	4	5	6	7	8	9	10	AL	GL
3,239	3,379	3,439	3,519	3,639	3,759	3,899	4,129	4,489	4,719	Contact CS*	

#### KAW31IPJ - 3 Seat Guest Chair w/Upholstered Panel Insert Intervening Arm No Center Legs and Solid Surface Arm Caps

COM	2 / COL	3	4	5	6	7	8	9	10	AL	GL
3,739	3,879	3,939	4,019	4,139	4,259	4,399	4,629	4,989	5,219	Contact CS*	

W	D	H	SW	SD	SH	BH	AH	Weight	Cub. Ft.	COM	COL
69.5	30	34	20.75	19.5	18	15.5	26.5	107	45	5	*

# Kadia Wood Visitor Seating



## Product Specifications

- > Choice of Urethane or Wood arm caps available
- > Features Passive Flex Back
- > Features Clean-Out between seat and back
- > Wall-saver Leg Design
- > Standard with adjustable glides

## To Order, Specify

1. Model Number
2. Textile
3. Finish
4. Options

## Wood Finishes

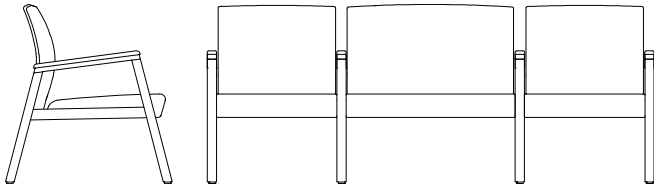
See Page 9

## Moisture Barrier Options

See Page 9

## Solid Surface Arm Cap Options

Solid Surface arm caps standard is Corian "Terra Collection" Color-Antarctica. For non-standard colors, please contact customer service for pricing and availability



## Leather Price

### KAW30IBCU - 3 Seat 29.5" Center Bariatric Chair with Intervening Arms and Urethane Arm Caps

COM	2 / COL	3	4	5	6	7	8	9	10	AL	GL
3,199	3,239	3,269	3,299	3,399	3,499	3,649	3,799	3,899	4,099	Contact CS*	

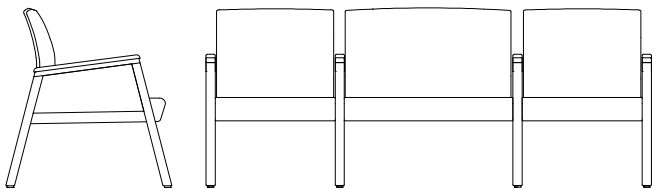
### KAW30IBCW - 3 Seat 29.5" Center Bariatric Chair with Intervening Arms and Wood Arm Caps

COM	2 / COL	3	4	5	6	7	8	9	10	AL	GL
2,899	2,939	2,969	2,999	3,099	3,199	3,349	3,499	3,599	3,799	Contact CS*	

### KAW30IB CJ - 3 Seat 29.5" Center Bariatric Chair with Intervening Arms and Solid Surface Arm Caps

COM	2 / COL	3	4	5	6	7	8	9	10	AL	GL
3,399	3,439	3,469	3,499	3,599	3,699	3,849	3,999	4,099	4,299	Contact CS*	

W	D	H	SW	SD	SH	BH	AH	Weight	Cub. Ft.	COM	COL
78.25	30	34	29.5	19.5	18	15.5	26.5	122	59	4.5	*



### KAW30IBCPU - 3 Seat 29.5" Center Bariatric w/Upholstered Panel Insert Intervening Arms and Urethane Arm Caps

COM	2 / COL	3	4	5	6	7	8	9	10	AL	GL
3,539	3,679	3,749	3,819	3,959	4,099	4,289	4,539	4,839	5,139	Contact CS*	

### KAW30IBCPW - 3 Seat 29.5" Center Bariatric w/Upholstered Panel Insert Intervening Arms and Wood Arm Caps


COM	2 / COL	3	4	5	6	7	8	9	10	AL	GL
3,239	3,379	3,449	3,519	3,659	3,799	3,989	4,239	4,539	4,839	Contact CS*	

### KAW30IBCPJ - 3 Seat 29.5" Center Bariatric w/Upholstered Panel Insert Intervening Arms and Solid Surface Arm Caps

COM	2 / COL	3	4	5	6	7	8	9	10	AL	GL
3,739	3,879	3,949	4,019	4,159	4,299	4,489	4,739	5,039	5,339	Contact CS*	

W	D	H	SW	SD	SH	BH	AH	Weight	Cub. Ft.	COM	COL
78.25	30	34	29.5	19.5	18	15.5	26.5	122	59	5.5	*

# Kadia Wood Visitor Seating



## Product Specifications

- > Choice of Urethane or Wood arm caps available
- > Features Passive Flex Back
- > Features Clean-Out between seat and back
- > Wall-saver Leg Design
- > Standard with adjustable glides

## Wood Finishes

See Page 9

## Moisture Barrier Options

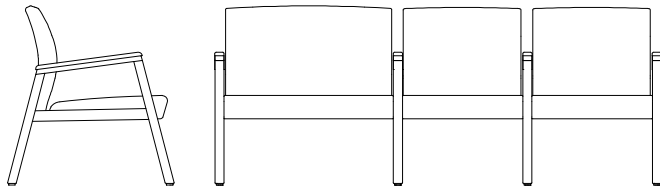
See Page 9

## Solid Surface Arm Cap Options

Solid Surface arm caps standard is Corian "Terra Collection" Color-Antarctica. For non-standard colors, please contact customer service for pricing and availability

## To Order, Specify

1. Model Number
2. Textile
3. Finish
4. Options



## Leather Price

### KAW30IBLU - 3 Seat 29.5" Left Bariatric (facing) Chair with Intervening Arms and Urethane Arm Caps

COM	2 / COL	3	4	5	6	7	8	9	10	AL	GL
3,199	3,239	3,269	3,299	3,399	3,499	3,649	3,799	3,899	4,099	Contact CS*	

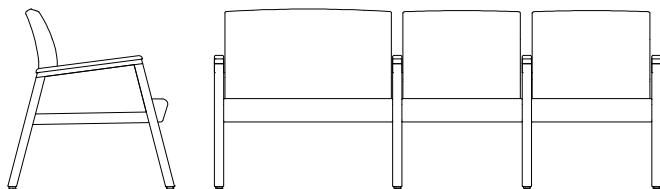
### KAW30IBLW - 3 Seat 29.5" Left Bariatric (facing) Chair with Intervening Arms and Wood Arm Caps

COM	2 / COL	3	4	5	6	7	8	9	10	AL	GL
2,899	2,939	2,969	2,999	3,099	3,199	3,349	3,499	3,599	3,799	Contact CS*	

### KAW30IBLJ - 3 Seat 29.5" Left Bariatric (facing) Chair with Intervening Arms and Solid Surface Arm Caps

COM	2 / COL	3	4	5	6	7	8	9	10	AL	GL
3,399	3,439	3,469	3,499	3,599	3,699	3,849	3,999	4,099	4,299	Contact CS*	

W	D	H	SW	SD	SH	BH	AH	Weight	Cub. Ft.	COM	COL
78.25	30	34	29.5	19.5	18	15.5	26.5	122	59	4.5	*



### KAW30IBLPU - 3 Seat 29.5" Left Bariatric w/ Uph. Panel Insert Intervening Arm and Urethane Arm Caps

COM	2 / COL	3	4	5	6	7	8	9	10	AL	GL
3,539	3,679	3,749	3,819	3,959	4,099	4,289	4,539	4,839	5,139	Contact CS*	

### KAW30IBLPW - 3 Seat 29.5" Left Bariatric w/ Uph. Panel Insert Intervening Arm and Wood Arm Caps

COM	2 / COL	3	4	5	6	7	8	9	10	AL	GL
3,239	3,379	3,449	3,519	3,659	3,799	3,989	4,239	4,539	4,839	Contact CS*	

### KAW30IBLPJ - 3 Seat 29.5" Left Bariatric w/ Uph. Panel Insert Intervening Arm and Solid Surface Arm Caps

COM	2 / COL	3	4	5	6	7	8	9	10	AL	GL
3,739	3,879	3,949	4,019	4,159	4,299	4,489	4,739	5,039	5,339	Contact CS*	


W	D	H	SW	SD	SH	BH	AH	Weight	Cub. Ft.	COM	COL
78.25	30	34	29.5	19.5	18	15.5	26.5	122	59	5.5	*

COM is in Yards

\* Contact Customer Service for COL Yardage



# Kadia Wood Visitor Seating



## Product Specifications

- > Choice of Urethane or Wood arm caps available
- > Features Passive Flex Back
- > Features Clean-Out between seat and back
- > Wall-saver Leg Design
- > Standard with adjustable glides

## To Order, Specify

1. Model Number
2. Textile
3. Finish
4. Options

## Wood Finishes

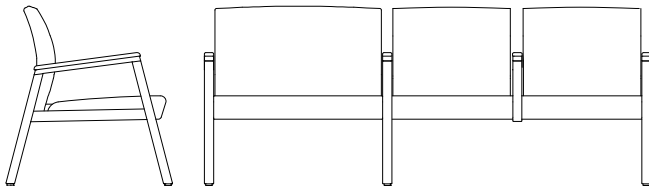
See Page 9

## Moisture Barrier Options

See Page 9

## Solid Surface Arm Cap Options

Solid Surface arm caps standard is Corian "Terra Collection" Color-Antarctica. For non-standard colors, please contact customer service for pricing and availability



## Leather Price

### KAW31BLU - 3 Seat 29.5" Left Bariatric (facing) Chair with Intervening Arms No Center Leg and Urethane Arm Caps

COM	2 / COL	3	4	5	6	7	8	9	10	AL	GL
3,599	3,639	3,669	3,699	3,799	3,899	4,049	4,199	4,299	4,499	Contact CS*	

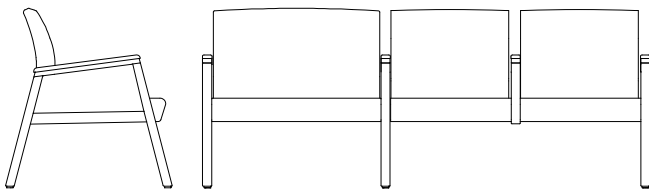
### KAW31BLW - 3 Seat 29.5" Left Bariatric (facing) Chair with Intervening Arms No Center Leg and Wood Arm Caps

COM	2 / COL	3	4	5	6	7	8	9	10	AL	GL
3,299	3,339	3,369	3,399	3,499	3,599	3,749	3,899	3,999	4,199	Contact CS*	

### KAW31BLJ - 3 Seat 29.5" Left Bariatric (facing) Chair with Intervening Arms No Center Leg and Solid Surface Arm Caps

COM	2 / COL	3	4	5	6	7	8	9	10	AL	GL
3,799	3,839	3,869	3,899	3,999	4,099	4,249	4,399	4,499	4,699	Contact CS*	

W	D	H	SW	SD	SH	BH	AH	Weight	Cub. Ft.	COM	COL
78.25	30	34	29.5	19.5	18	15.5	26.5	122	59	4.5	*



### KAW31BLPU - 3 Seat 29.5" Left Bariatric w/ Uph. Panel Insert Intervening Arm No Center Leg and Urethane Arm Caps

COM	2 / COL	3	4	5	6	7	8	9	10	AL	GL
3,939	4,079	4,149	4,219	4,359	4,499	4,689	4,939	5,239	5,539	Contact CS*	

### KAW31BLPW - 3 Seat 29.5" Left Bariatric w/ Uph. Panel Insert Intervening Arm No Center Leg and Wood Arm Caps


COM	2 / COL	3	4	5	6	7	8	9	10	AL	GL
3,639	3,779	3,849	3,919	4,059	4,199	4,389	4,639	4,939	5,239	Contact CS*	

### KAW31BLPJ - 3 Seat 29.5" Left Bariatric w/ Uph. Panel Insert Intervening Arm No Center Leg and Solid Surface Arm Caps

COM	2 / COL	3	4	5	6	7	8	9	10	AL	GL
4,139	4,279	4,349	4,419	4,559	4,699	4,889	5,139	5,439	5,739	Contact CS*	

W	D	H	SW	SD	SH	BH	AH	Weight	Cub. Ft.	COM	COL
78.25	30	34	29.5	19.5	18	15.5	26.5	122	59	5.5	*

# Kadia Wood Visitor Seating



### Product Specifications

- > Choice of Urethane or Wood arm caps available
- > Features Passive Flex Back
- > Features Clean-Out between seat and back
- > Wall-saver Leg Design
- > Standard with adjustable glides

### Wood Finishes

See Page 9

### Moisture Barrier Options

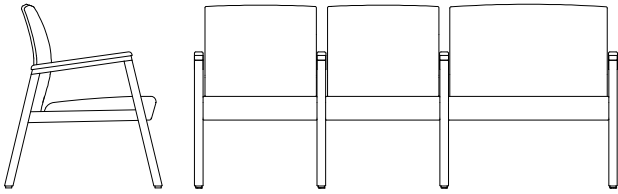
See Page 9

### Solid Surface Arm Cap Options

Solid Surface arm caps standard is Corian "Terra Collection" Color-Antarctica. For non-standard colors, please contact customer service for pricing and availability

### To Order, Specify

1. Model Number
2. Textile
3. Finish
4. Options



### Leather Price

#### KAW30IBRU - 3 Seat 29.5" Right Bariatric (facing) Chair with Intervening Arms and Urethane Arm Caps

COM	2 / COL	3	4	5	6	7	8	9	10	AL	GL
3,199	3,239	3,269	3,299	3,499	3,499	3,649	3,799	3,899	4,099	Contact CS*	

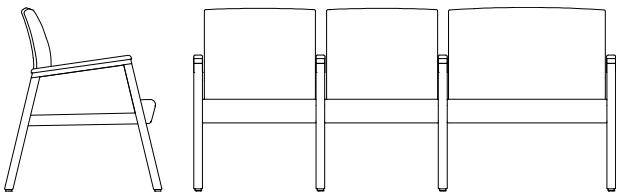
#### KAW30IBRW - 3 Seat 29.5" Right Bariatric (facing) Chair with Intervening Arms and Wood Arm Caps

COM	2 / COL	3	4	5	6	7	8	9	10	AL	GL
2,899	2,939	2,969	2,999	3,099	3,199	3,349	3,499	3,599	3,799	Contact CS*	

#### KAW30IBRJ - 3 Seat 29.5" Right Bariatric (facing) Chair with Intervening Arms and Solid Surface Arm Caps

COM	2 / COL	3	4	5	6	7	8	9	10	AL	GL
3,399	3,439	3,469	3,499	3,599	3,699	3,849	3,999	4,099	4,299	Contact CS*	

W	D	H	SW	SD	SH	BH	AH	Weight	Cub. Ft.	COM	COL
78.25	30	34	29.5	19.5	18	15.5	26.5	122	59	4.5	*



#### KAW30IBRPU - 3 Seat 29.5" Right Bariatric w/ Uph. Panel Insert Intervening Arm and Urethane Arm Caps

COM	2 / COL	3	4	5	6	7	8	9	10	AL	GL
3,539	3,679	3,749	3,819	3,959	4,099	4,289	4,539	4,839	5,139	Contact CS*	

#### KAW30IBRPW - 3 Seat 29.5" Right Bariatric w/ Uph. Panel Insert Intervening Arm and Wood Arm Caps

COM	2 / COL	3	4	5	6	7	8	9	10	AL	GL
3,239	3,379	3,449	3,519	3,659	3,799	3,989	4,239	4,539	4,839	Contact CS*	

#### KAW30IBRPJ - 3 Seat 29.5" Right Bariatric w/ Uph. Panel Insert Intervening Arm and Solid Surface Arm Caps


COM	2 / COL	3	4	5	6	7	8	9	10	AL	GL
3,739	3,879	3,949	4,019	4,159	4,299	4,489	4,739	5,039	5,339	Contact CS*	

W	D	H	SW	SD	SH	BH	AH	Weight	Cub. Ft.	COM	COL
78.25	30	34	29.5	19.5	18	15.5	26.5	122	59	5.5	*

COM is in Yards

\* Contact Customer Service for COL Yardage

# Kadia Wood Visitor Seating



## Product Specifications

- > Choice of Urethane or Wood arm caps available
- > Features Passive Flex Back
- > Features Clean-Out between seat and back
- > Wall-saver Leg Design
- > Standard with adjustable glides

## To Order, Specify

1. Model Number
2. Textile
3. Finish
4. Options

## Wood Finishes

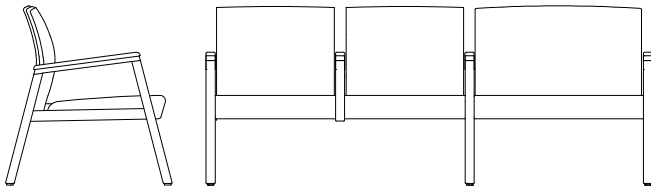
See Page 9

## Moisture Barrier Options

See Page 9

## Solid Surface Arm Cap Options

Solid Surface arm caps standard is Corian "Terra Collection" Color-Antarctica. For non-standard colors, please contact customer service for pricing and availability



## Leather Price

### KAW31BRU - 3 Seat 29.5" Right Bariatric (facing) Chair with Intervening Arms No Center Leg and Urethane Arm Caps

COM	2 / COL	3	4	5	6	7	8	9	10	AL	GL
3,599	3,639	3,669	3,699	3,799	3,899	4,049	4,199	4,299	4,499	Contact CS*	


### KAW31BRW - 3 Seat 29.5" Right Bariatric (facing) Chair with Intervening Arms No Center Leg and Wood Arm Caps

COM	2 / COL	3	4	5	6	7	8	9	10	AL	GL
3,299	3,339	3,369	3,399	3,499	3,599	3,749	3,899	3,999	4,199	Contact CS*	

### KAW31BRJ - 3 Seat 29.5" Right Bariatric (facing) Chair with Intervening Arms No Center Leg and Solid Surface Arm Caps

COM	2 / COL	3	4	5	6	7	8	9	10	AL	GL
3,799	3,839	3,869	3,899	3,999	4,099	4,249	4,399	4,499	4,699	Contact CS*	

W	D	H	SW	SD	SH	BH	AH	Weight	Cub. Ft.	COM	COL
78.25	30	34	29.5	19.5	18	15.5	26.5	122	59	4.5	*



### KAW31BRPU - 3 Seat 29.5" Right Bariatric w/ Uph. Panel Insert Intervening Arm No Center Leg and Urethane Arm Caps

COM	2 / COL	3	4	5	6	7	8	9	10	AL	GL
3,939	4,079	4,149	4,219	4,359	4,499	4,689	4,939	5,239	5,539	Contact CS*	

### KAW31BRPW - 3 Seat 29.5" Right Bariatric w/ Uph. Panel Insert Intervening Arm No Center Leg and Wood Arm Caps


COM	2 / COL	3	4	5	6	7	8	9	10	AL	GL
3,639	3,779	3,849	3,919	4,059	4,199	4,389	4,639	4,939	5,239	Contact CS*	

### KAW31BRPJ - 3 Seat 29.5" Right Bariatric w/ Uph. Panel Insert Intervening Arm No Center Leg and Solid Surface Arm Caps

COM	2 / COL	3	4	5	6	7	8	9	10	AL	GL
4,139	4,279	4,349	4,419	4,559	4,699	4,889	5,139	5,439	5,739	Contact CS*	

W	D	H	SW	SD	SH	BH	AH	Weight	Cub. Ft.	COM	COL
78.25	30	34	29.5	19.5	18	15.5	26.5	122	59	5.5	*

# Kadia Wood Visitor Seating



## Product Specifications

- > Thermofoil wood grain vinyl laminated top surface
- > Ganging tables include connecting hardware

### To Order, Specify:

1. Model Number
2. Textile
3. Finish
4. Options

## Wood Finishes

See Page 9

### Thermofoil Table Top Finishes

042T	Black
233T	Espresso
251T	Golden Maple
310T	Aria
431T	Dark Cherry
435T	Classic Cherry
530T	Medium Maple
829T	Baroque

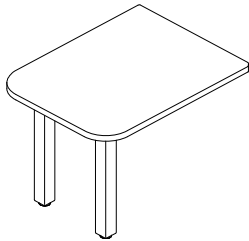
## Model



**KTC05**  
Corner Ganging Table

List Price
849

W	D	H	Weight	Cub. Ft.
26.5	26.5	16.5	32	3



**KWE05L**  
Left End Ganging Table (Facing)

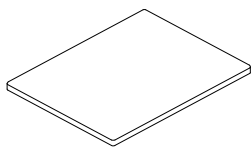
List Price
729

W	D	H	Weight	Cub. Ft.
15.5	20	15	20	2

**KWE05R**  
Right End Ganging Table (Facing)

List Price
729

W	D	H	Weight	Cub. Ft.
15.5	20	15	20	2



**KT105**  
Intervening Ganging Table

List Price
599

W	D	H	Weight	Cub. Ft.
19	20	15	19	2

# Koncert Wood Visitor



## Product Specifications

- > Solid European Beech
- > Features Passive Flex Back
- > Features Clean-Out between seat and back
- > Wall-saver Leg Design
- > Standard with adjustable glides

## Wood Finishes

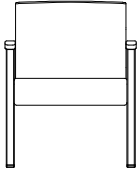
See Page 9

## Moisture Barrier Options

See Page 9

### To Order, Specify:

1. Model Number
2. Textile
3. Finish
4. Options

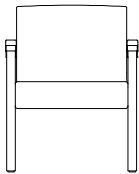
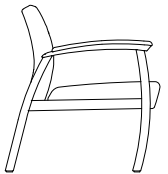


### KOW10 - Guest Chair

### Leather Price

COM	2 / COL	3	4	5	6	7	8	9	10	AL	GL
1,069	1,079	1,089	1,099	1,129	1,159	1,199	1,249	1,289	1,349	Contact CS*	

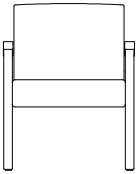

W	D	H	SW	SD	SH	BH	AH	Weight	Cub. Ft.	COM	COL
24.5	29.5	33.25	20.75	19.5	18.25	15	25.5	50	16	2	*



### KOW10U - Guest Chair with Urethane Arm Caps

COM	2 / COL	3	4	5	6	7	8	9	10	AL	GL
1,219	1,229	1,239	1,249	1,279	1,309	1,349	1,399	1,439	1,499	Contact CS*	

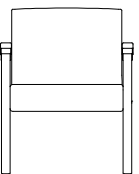
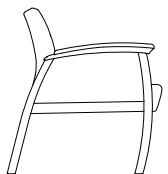
W	D	H	SW	SD	SH	BH	AH	Weight	Cub. Ft.	COM	COL
24.5	29.5	33.25	20.75	19.5	18.25	15	26.25	50	16	2	*



### KOW10P - Guest Chair with Upholstered Panel Inserts

COM	2 / COL	3	4	5	6	7	8	9	10	AL	GL
1,239	1,299	1,329	1,359	1,409	1,459	1,519	1,619	1,759	1,869	Contact CS*	

W	D	H	SW	SD	SH	BH	AH	Weight	Cub. Ft.	COM	COL
24.5	29.5	33.25	20.75	19.5	18.25	15	25.5	50	16	2.5	*



### KOW10PU - Guest Chair with Upholstered Panel Inserts and Urethane Arm Caps

COM	2 / COL	3	4	5	6	7	8	9	10	AL	GL
1,389	1,449	1,479	1,509	1,559	1,609	1,669	1,769	1,909	2,019	Contact CS*	

W	D	H	SW	SD	SH	BH	AH	Weight	Cub. Ft.	COM	COL
24.5	29.5	33.25	20.75	19.5	18.25	15	26.25	50	16	2.5	*

COM is in Yards

\* Contact Customer Service for COL Yardage

# Koncert Wood Visitor



## Product Specifications

- > Solid European Beech
- > Features Passive Flex Back
- > Features Clean-Out between seat and back
- > Wall-saver Leg Design
- > Standard with adjustable glides

## Wood Finishes

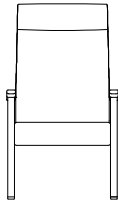
See Page 9

## Moisture Barrier Options

See Page 9

### To Order, Specify:

1. Model Number
2. Textile
3. Finish
4. Options

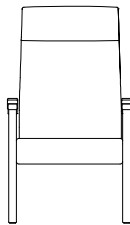
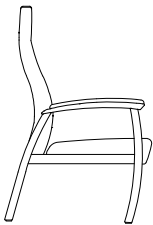


### KOW10H - High Back Guest Chair

### Leather Price

COM	2 / COL	3	4	5	6	7	8	9	10	AL	GL
1,239	1,249	1,259	1,269	1,299	1,329	1,369	1,419	1,459	1,519	Contact CS*	

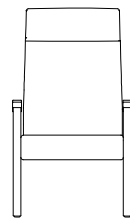
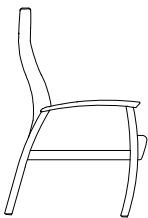
W	D	H	SW	SD	SH	BH	AH	Weight	Cub. Ft.	COM	COL
24.5	29.5	45	20.75	19	18.25	26.75	25.5	55	27	2	*



### KOW10HU - High Back Guest Chair with Urethane Arm Caps

COM	2 / COL	3	4	5	6	7	8	9	10	AL	GL
1,389	1,399	1,409	1,419	1,449	1,479	1,519	1,569	1,609	1,669	Contact CS*	

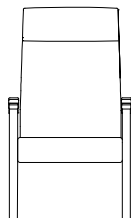
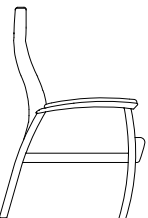
W	D	H	SW	SD	SH	BH	AH	Weight	Cub. Ft.	COM	COL
24.5	29.5	45	20.75	19	18.25	26.75	26.25	55	27	2	*



### KOW10HP - High Back Guest Chair with Upholstered Panel Inserts

COM	2 / COL	3	4	5	6	7	8	9	10	AL	GL
1,409	1,469	1,499	1,529	1,579	1,629	1,689	1,789	1,929	2,039	Contact CS*	

W	D	H	SW	SD	SH	BH	AH	Weight	Cub. Ft.	COM	COL
24.5	29.5	45	20.75	19	18.25	26.75	25.5	55	27	2.5	*



### KOW10HPU - High Back Guest Chair with Upholstered Panel Inserts and Urethane Arm Caps

COM	2 / COL	3	4	5	6	7	8	9	10	AL	GL
1,559	1,619	1,649	1,679	1,729	1,779	1,839	1,939	2,079	2,189	Contact CS*	

W	D	H	SW	SD	SH	BH	AH	Weight	Cub. Ft.	COM	COL
24.5	29.5	45	20.75	19	18.25	26.75	26.25	55	27	2.5	*

COM is in Yards

\* Contact Customer Service for COL Yardage

# Koncert Wood Visitor



## Product Specifications

- > Solid European Beech
- > Features Passive Flex Back
- > Features Clean-Out between seat and back
- > Wall-saver Leg Design
- > Standard with adjustable glides

## Wood Finishes


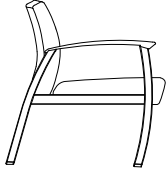
See Page 9

## Moisture Barrier Options

See Page 9

### To Order, Specify:

1. Model Number
2. Textile
3. Finish
4. Options


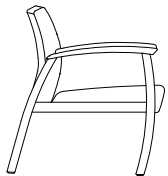


### KOW10B - Bariatric Chair

### Leather Price

COM	2 / COL	3	4	5	6	7	8	9	10	AL	GL
1,249	1,259	1,269	1,299	1,349	1,399	1,459	1,539	1,619	1,719	Contact CS*	


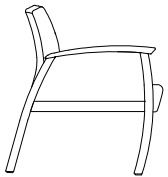
W	D	H	SW	SD	SH	BH	AH	Weight	Cub. Ft.	COM	COL
33.5	29.5	33.25	29.5	19.5	18.25	15	25.5	70	25	3	*



### KOW10BU - Bariatric Chair with Urethane Arm Caps

COM	2 / COL	3	4	5	6	7	8	9	10	AL	GL
1,399	1,409	1,419	1,449	1,499	1,549	1,609	1,689	1,769	1,869	Contact CS*	


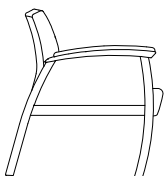
W	D	H	SW	SD	SH	BH	AH	Weight	Cub. Ft.	COM	COL
33.5	29.5	33.25	29.5	19.5	18.25	15	26.25	70	25	3	*



### KOW10BP - Bariatric Chair with Upholstered Panel Inserts

COM	2 / COL	3	4	5	6	7	8	9	10	AL	GL
1,419	1,479	1,509	1,559	1,629	1,699	1,779	1,909	2,089	2,239	Contact CS*	

W	D	H	SW	SD	SH	BH	AH	Weight	Cub. Ft.	COM	COL
33.5	29.5	33.25	29.5	19.5	18.25	15	25.5	70	25	3.5	*



### KOW10BPU - Bariatric Chair with Upholstered Panel Inserts and Urethane Arm Caps

COM	2 / COL	3	4	5	6	7	8	9	10	AL	GL
1,569	1,629	1,659	1,709	1,779	1,849	1,929	2,059	2,239	2,389	Contact CS*	

W	D	H	SW	SD	SH	BH	AH	Weight	Cub. Ft.	COM	COL
33.5	29.5	33.25	29.5	19.5	18.25	15	26.25	70	25	3.5	*

COM is in Yards

\* Contact Customer Service for COL Yardage

# Koncert Wood Visitor



## Product Specifications

- > Solid European Beech
- > Features Passive Flex Back
- > Features Clean-Out between seat and back
- > Wall-saver Leg Design
- > Standard with adjustable glides

## Wood Finishes


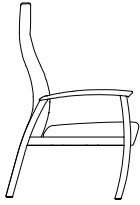
See Page 9

## Moisture Barrier Options

See Page 9

### To Order, Specify:

1. Model Number
2. Textile
3. Finish
4. Options

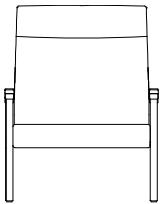
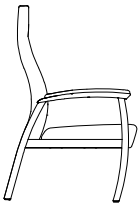


### KOW10BH - High Back Bariatric Chair

### Leather Price

COM	2 / COL	3	4	5	6	7	8	9	10	AL	GL
1,469	1,579	1,659	1,699	1,759	1,839	1,889	1,999	2,099	2,419	Contact CS*	

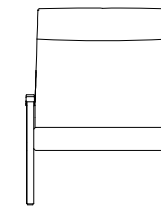
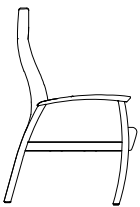
W	D	H	SW	SD	SH	BH	AH	Weight	Cub. Ft.	COM	COL
33.5	29.5	45	29.5	19	18.25	26.75	25.5	77	35	3	*



### KOW10BHU - High Back Bariatric Chair with Urethane Arm Caps

COM	2 / COL	3	4	5	6	7	8	9	10	AL	GL
1,619	1,729	1,809	1,849	1,909	1,989	2,039	2,149	2,249	2,569	Contact CS*	

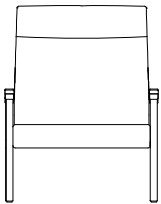
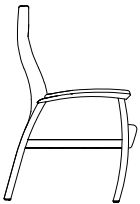
W	D	H	SW	SD	SH	BH	AH	Weight	Cub. Ft.	COM	COL
33.5	29.5	45	29.5	19	18.25	26.75	26.25	77	35	3	*



### KOW10BHP - High Back Bariatric Chair with Upholstered Panel Inserts

COM	2 / COL	3	4	5	6	7	8	9	10	AL	GL
1,639	1,799	1,899	1,959	2,039	2,139	2,209	2,369	2,569	2,939	Contact CS*	

W	D	H	SW	SD	SH	BH	AH	Weight	Cub. Ft.	COM	COL
33.5	29.5	45	29.5	19	18.25	26.75	25.5	77	35	3.5	*



### KOW10BPHU - High Back Bariatric Chair with Upholstered Panel Inserts and Urethane Arm Caps

COM	2 / COL	3	4	5	6	7	8	9	10	AL	GL
1,789	1,949	2,049	2,109	2,189	2,289	2,359	2,519	2,719	3,089	Contact CS*	

W	D	H	SW	SD	SH	BH	AH	Weight	Cub. Ft.	COM	COL
33.5	29.5	45	29.5	19	18.25	26.75	26.25	77	35	3.5	*

COM is in Yards

\* Contact Customer Service for COL Yardage



# Koncert Wood Visitor



## Product Specifications

- > Solid European Beech
- > Features Passive Flex Back
- > Features Clean-Out between seat and back
- > Wall-saver Leg Design
- > Standard with adjustable glides

## Wood Finishes

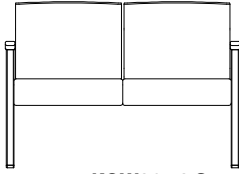
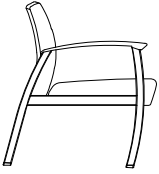
See Page 9

## Moisture Barrier Options

See Page 9

### To Order, Specify:

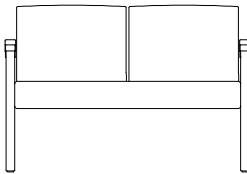
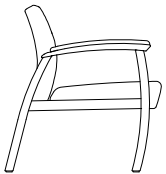
1. Model Number
2. Textile
3. Finish
4. Options



### KOW20 - 2 Seat Guest Chair

COM	2 / COL	3	4	5	6	7	8	9	10	Leather Price	
1,669	1,679	1,699	1,719	1,779	1,839	1,899	1,989	2,069	2,189	AL	GL
										Contact CS*	



W	D	H	SW	SD	SH	BH	AH	Weight	Cub. Ft.	COM	COL
45.5	29.5	33.25	42	19.5	18.25	15	25.5	82	35	3	*



### KOW20U - 2 Seat Guest Chair with Urethane Arm Caps

COM	2 / COL	3	4	5	6	7	8	9	10	AL	GL
1,819	1,829	1,849	1,869	1,929	1,989	2,049	2,139	2,219	2,339	Contact CS*	


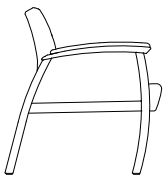
W	D	H	SW	SD	SH	BH	AH	Weight	Cub. Ft.	COM	COL
45.5	29.5	33.25	42	19.5	18.25	15	26.25	82	35	3	*



### KOW20P - 2 Seat Guest Chair with Upholstered Panel Inserts

COM	2 / COL	3	4	5	6	7	8	9	10	AL	GL
1,839	1,899	1,939	1,979	2,059	2,139	2,219	2,359	2,539	2,709	Contact CS*	

W	D	H	SW	SD	SH	BH	AH	Weight	Cub. Ft.	COM	COL
45.5	29.5	33.25	42	19.5	18.25	15	25.5	82	35	3.5	*



### KOW20PU - 2 Seat Guest Chair with Upholstered Panel Inserts and Urethane Arm Caps

COM	2 / COL	3	4	5	6	7	8	9	10	AL	GL
1,989	2,049	2,089	2,129	2,209	2,289	2,369	2,509	2,689	2,859	Contact CS*	

W	D	H	SW	SD	SH	BH	AH	Weight	Cub. Ft.	COM	COL
45.5	29.5	33.25	42	19.5	18.25	15	26.25	82	35	3.5	*

COM is in Yards

\* Contact Customer Service for COL Yardage

# Koncert Wood Visitor



### Product Specifications

- > Solid European Beech
- > Features Passive Flex Back
- > Features Clean-Out between seat and back
- > Wall-saver Leg Design
- > Standard with adjustable glides

### Wood Finishes

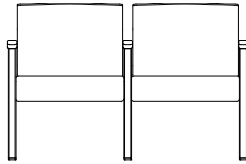
See Page 9

### Moisture Barrier Options

See Page 9

### To Order, Specify:

1. Model Number
2. Textile
3. Finish
4. Options

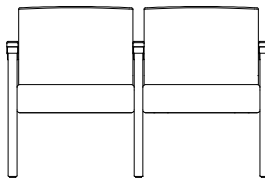
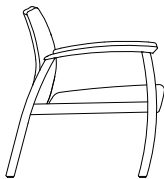


### KOW20I - 2 Seat Guest Chair with Intervening Arm

### Leather Price

COM	2 / COL	3	4	5	6	7	8	9	10	AL	GL
1,879	1,889	1,899	1,939	1,989	2,049	2,119	2,199	2,289	2,399	Contact CS*	

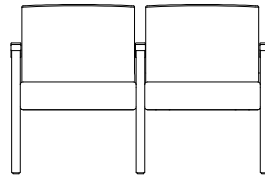
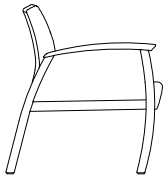
W	D	H	SW	SD	SH	BH	AH	Weight	Cub. Ft.	COM	COL
47	29.5	33.25	20.75	19.5	18.25	15	25.5	95	35	3	*



### KOW20IU - 2 Seat Guest Chair with Intervening Arm and Urethane Arm Caps

COM	2 / COL	3	4	5	6	7	8	9	10	AL	GL
2,099	2,109	2,119	2,159	2,209	2,269	2,339	2,419	2,509	2,619	Contact CS*	

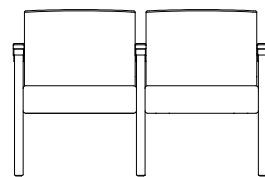
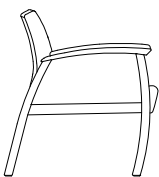
W	D	H	SW	SD	SH	BH	AH	Weight	Cub. Ft.	COM	COL
47	29.5	33.25	20.75	19.5	18.25	15	26.25	95	35	3	*



### KOW20IP - 2 Seat Guest Chair with Upholstered Panel Insert Intervening Arms

COM	2 / COL	3	4	5	6	7	8	9	10	AL	GL
2,129	2,219	2,259	2,329	2,409	2,499	2,599	2,749	2,989	3,179	Contact CS*	

W	D	H	SW	SD	SH	BH	AH	Weight	Cub. Ft.	COM	COL
47	29.5	33.25	20.75	19.5	18.25	15	25.5	95	35	4	*



### KOW20IPU - 2 Seat Guest Chair with Upholstered Panel Insert Intervening Arms and Urethane Arm Caps

COM	2 / COL	3	4	5	6	7	8	9	10	AL	GL
2,359	2,439	2,479	2,549	2,629	2,719	2,819	2,979	3,219	3,399	Contact CS*	

W	D	H	SW	SD	SH	BH	AH	Weight	Cub. Ft.	COM	COL
47	29.5	33.25	20.75	19.5	18.25	15	26.25	95	35	4	*

COM is in Yards

\* Contact Customer Service for COL Yardage

# Koncert Wood Visitor



## Product Specifications

- > Solid European Beech
- > Features Passive Flex Back
- > Features Clean-Out between seat and back
- > Wall-saver Leg Design
- > Standard with adjustable glides

## Wood Finishes

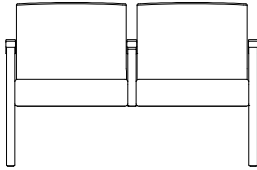
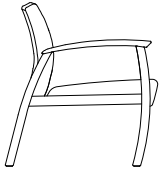
See Page 9

## Moisture Barrier Options

See Page 9

### To Order, Specify:

1. Model Number
2. Textile
3. Finish
4. Options


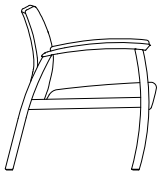


### KOW211 - 2 Seat Guest Chair with Intervening Arm No Center Leg

### Leather Price

COM	2 / COL	3	4	5	6	7	8	9	10	AL	GL
2,059	2,069	2,079	2,119	2,169	2,229	2,299	2,379	2,469	2,579	Contact CS*	

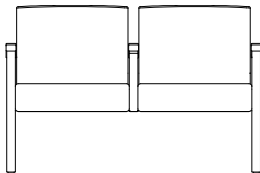
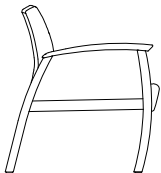
W	D	H	SW	SD	SH	BH	AH	Weight	Cub. Ft.	COM	COL
47	29.5	33.25	20.75	19.5	18.25	26.75	25.5	101	40	3.5	*



### KOW21IU - 2 Seat Guest Chair with Intervening Arm No Center Leg and Urethane Arm Caps

COM	2 / COL	3	4	5	6	7	8	9	10	AL	GL
2,279	2,289	2,299	2,339	2,389	2,449	2,519	2,599	2,689	2,799	Contact CS*	

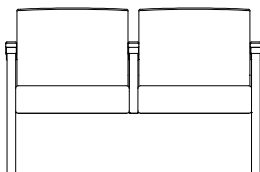

W	D	H	SW	SD	SH	BH	AH	Weight	Cub. Ft.	COM	COL
47	29.5	33.25	20.75	19.5	18.25	26.75	26.25	101	40	3.5	*



### KOW21IP - 2 Seat Guest Chair w/Upholstered Panel Insert Intervening Arm No Center Leg

COM	2 / COL	3	4	5	6	7	8	9	10	AL	GL
2,309	2,399	2,439	2,509	2,589	2,679	2,779	2,929	3,169	3,359	Contact CS*	

W	D	H	SW	SD	SH	BH	AH	Weight	Cub. Ft.	COM	COL
47	29.5	33.25	20.75	19.5	18.25	26.75	25.5	101	40	4	*



### KOW21IPU - 2 Seat Guest Chair w/Upholstered Panel Insert Intervening Arm No Center Leg and Urethane Arm Caps

COM	2 / COL	3	4	5	6	7	8	9	10	AL	GL
2,539	2,619	2,659	2,729	2,809	2,899	2,999	3,159	3,399	3,579	Contact CS*	

W	D	H	SW	SD	SH	BH	AH	Weight	Cub. Ft.	COM	COL
47	29.5	33.25	20.75	19.5	18.25	26.75	26.25	101	40	4	*

COM is in Yards

\* Contact Customer Service for COL Yardage

# Koncert Wood Visitor



### Product Specifications

- > Solid European Beech
- > Features Passive Flex Back
- > Features Clean-Out between seat and back
- > Wall-saver Leg Design
- > Standard with adjustable glides

### Wood Finishes

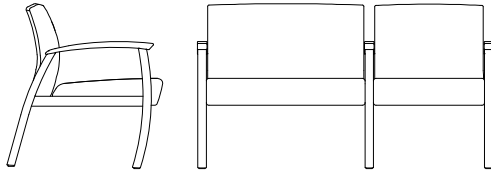
See Page 9

### Moisture Barrier Options

See Page 9

### To Order, Specify:

1. Model Number
2. Textile
3. Finish
4. Options




### KOW20IBL - 2 Seat 29.5" Left Bariatric (facing) with Intervening Arm

### Leather Price

COM	2 / COL	3	4	5	6	7	8	9	10	AL	GL
2,129	2,149	2,169	2,189	2,249	2,319	2,399	2,499	2,599	2,749	Contact CS*	


W	D	H	SW	SD	SH	BH	AH	Weight	Cub. Ft.	COM	COL
58	29.5	33.25	29.5	19.5	18.25	15	25.5	109	44	3.5	*



### KOW20IBLU - 2 Seat 29.5" Left Bariatric (facing) with Intervening Arm and Urethane Arm Caps

COM	2 / COL	3	4	5	6	7	8	9	10	AL	GL
2,349	2,369	2,389	2,409	2,469	2,539	2,619	2,719	2,819	2,969	Contact CS*	

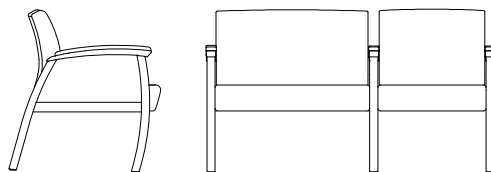
W	D	H	SW	SD	SH	BH	AH	Weight	Cub. Ft.	COM	COL
58	29.5	33.25	29.5	19.5	18.25	15	26.25	109	44	3.5	*



### KOW20IBLP - 2 Seat 29.5" Left Bariatric (facing) w/Upholstered Panel Inserts

COM	2 / COL	3	4	5	6	7	8	9	10	AL	GL
2,379	2,479	2,529	2,579	2,669	2,769	2,879	3,049	3,299	3,529	Contact CS*	

W	D	H	SW	SD	SH	BH	AH	Weight	Cub. Ft.	COM	COL
58	29.5	33.25	29.5	19.5	18.25	15	25.5	109	44	4	*



### KOW20IBLPU - 2 Seat 29.5" Left Bariatric (facing) w/Upholstered Panel Inserts and Urethane Arm Caps

COM	2 / COL	3	4	5	6	7	8	9	10	AL	GL
2,609	2,699	2,749	2,799	2,889	2,989	3,099	3,279	3,529	3,749	Contact CS*	

W	D	H	SW	SD	SH	BH	AH	Weight	Cub. Ft.	COM	COL
58	29.5	33.25	29.5	19.5	18.25	15	26.25	109	44	4	*

COM is in Yards

\* Contact Customer Service for COL Yardage

# Koncert Wood Visitor



## Product Specifications

- > Solid European Beech
- > Features Passive Flex Back
- > Features Clean-Out between seat and back
- > Wall-saver Leg Design
- > Standard with adjustable glides

## Wood Finishes

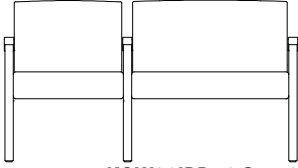

See Page 9

## Moisture Barrier Options

See Page 9

### To Order, Specify:

1. Model Number
2. Textile
3. Finish
4. Options

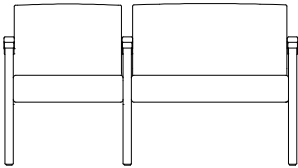
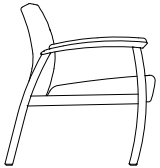


### KOW20IBR - 2 Seat 29.5" Right Bariatric (facing) with Intervening Arm

### Leather Price

COM	2 / COL	3	4	5	6	7	8	9	10	AL	GL
2,129	2,149	2,169	2,189	2,249	2,319	2,399	2,499	2,599	2,749	Contact CS*	

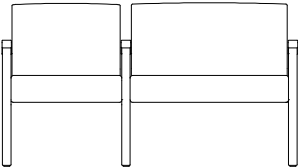
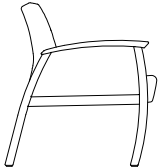
W	D	H	SW	SD	SH	BH	AH	Weight	Cub. Ft.	COM	COL
58	29.5	33.25	29.5	19.5	18.25	15	25.5	109	44	3.5	*



### KOW20IBRU - 2 Seat 29.5" Right Bariatric (facing) with Intervening Arm and Urethane Arm Caps

COM	2 / COL	3	4	5	6	7	8	9	10	AL	GL
2,349	2,369	2,389	2,409	2,469	2,539	2,619	2,719	2,819	2,969	Contact CS*	


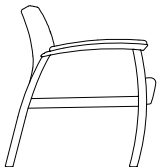
W	D	H	SW	SD	SH	BH	AH	Weight	Cub. Ft.	COM	COL
58	29.5	33.25	29.5	19.5	18.25	15	26.25	109	44	3.5	*



### KOW20IBRP - 2 Seat 29.5" Right Bariatric (facing) w/Upholstered Panel Inserts

COM	2 / COL	3	4	5	6	7	8	9	10	AL	GL
2,379	2,479	2,529	2,579	2,669	2,769	2,879	3,049	3,299	3,529	Contact CS*	

W	D	H	SW	SD	SH	BH	AH	Weight	Cub. Ft.	COM	COL
58	29.5	33.25	29.5	19.5	18.25	15	25.5	109	44	4	*



### KOW20IBRPU - 2 Seat 29.5" Right Bariatric (facing) w/Upholstered Panel Inserts and Urethane Arm Caps

COM	2 / COL	3	4	5	6	7	8	9	10	AL	GL
2,609	2,699	2,749	2,799	2,889	2,989	3,099	3,279	3,529	3,749	Contact CS*	

W	D	H	SW	SD	SH	BH	AH	Weight	Cub. Ft.	COM	COL
58	29.5	33.25	29.5	19.5	18.25	15	26.25	109	44	4	*

COM is in Yards

\* Contact Customer Service for COL Yardage

# Koncert Wood Visitor



## Product Specifications

- > Solid European Beech
- > Features Passive Flex Back
- > Features Clean-Out between seat and back
- > Wall-saver Leg Design
- > Standard with adjustable glides

## Wood Finishes


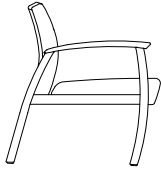
See Page 9

## Moisture Barrier Options

See Page 9

### To Order, Specify:

1. Model Number
2. Textile
3. Finish
4. Options

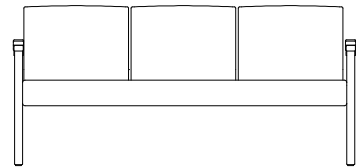
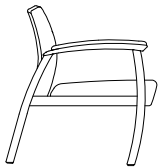


### KOW30 - 3 Seat Guest Chair

### Leather Price

COM	2 / COL	3	4	5	6	7	8	9	10	AL	GL
2,179	2,199	2,239	2,279	2,349	2,449	2,549	2,679	2,819	2,999	Contact CS*	

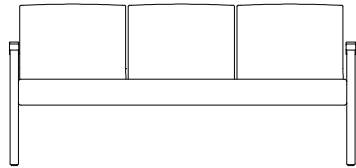
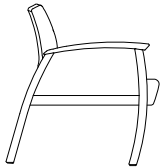
W	D	H	SW	SD	SH	BH	AH	Weight	Cub. Ft.	COM	COL
65.75	29.5	33.25	63	19.5	18.25	15	25.5	110	45	4.5	*



### KOW30U - 3 Seat Guest Chair with Urethane Arm Caps

COM	2 / COL	3	4	5	6	7	8	9	10	AL	GL
2,329	2,349	2,389	2,429	2,499	2,599	2,699	2,829	2,969	3,149	Contact CS*	

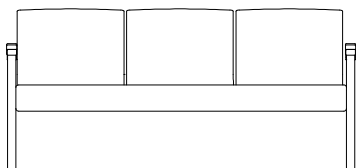
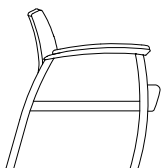
W	D	H	SW	SD	SH	BH	AH	Weight	Cub. Ft.	COM	COL
65.75	29.5	33.25	63	19.5	18.25	15	26.25	110	45	4.5	*



### KOW30P - 3 Seat Guest Chair with Upholstered Panel Inserts

COM	2 / COL	3	4	5	6	7	8	9	10	AL	GL
2,349	2,419	2,479	2,539	2,629	2,749	2,869	3,049	3,289	3,519	Contact CS*	

W	D	H	SW	SD	SH	BH	AH	Weight	Cub. Ft.	COM	COL
65.75	29.5	33.25	63	19.5	18.25	15	25.5	110	45	5	*



### KOW30PU - 3 Seat Guest Chair with Upholstered Panel Inserts and Urethane Arm Caps

COM	2 / COL	3	4	5	6	7	8	9	10	AL	GL
2,499	2,569	2,629	2,689	2,779	2,899	3,019	3,199	3,439	3,669	Contact CS*	

W	D	H	SW	SD	SH	BH	AH	Weight	Cub. Ft.	COM	COL
65.75	29.5	33.25	63	19.5	18.25	15	26.25	110	45	5	*

COM is in Yards

\* Contact Customer Service for COL Yardage

# Koncert Wood Visitor



## Product Specifications

- > Solid European Beech
- > Features Passive Flex Back
- > Features Clean-Out between seat and back
- > Wall-saver Leg Design
- > Standard with adjustable glides

## Wood Finishes

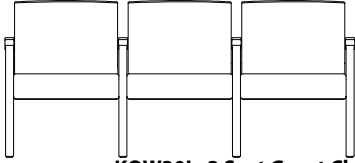
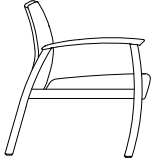
See Page 9

## Moisture Barrier Options

See Page 9

### To Order, Specify:

1. Model Number
2. Textile
3. Finish
4. Options

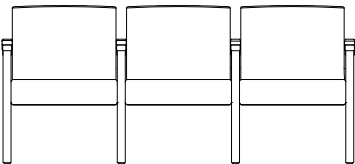
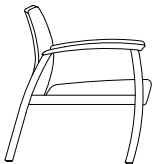


### KOW30I - 3 Seat Guest Chair with Intervening Arms

### Leather Price

COM	2 / COL	3	4	5	6	7	8	9	10	AL	GL
2,499	2,539	2,559	2,599	2,679	2,759	2,859	2,989	3,149	3,279	Contact CS*	

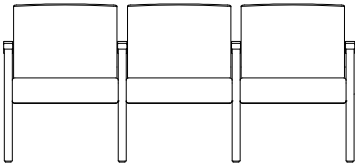
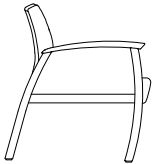
W	D	H	SW	SD	SH	BH	AH	Weight	Cub. Ft.	COM	COL
69.5	29.5	33.25	20.75	19.5	18.25	15	25.5	129	45	4.5	*



### KOW30IU - 3 Seat Guest Chair with Intervening Arms and Urethane Arm Caps

COM	2 / COL	3	4	5	6	7	8	9	10	AL	GL
2,799	2,839	2,859	2,899	2,979	3,059	3,159	3,289	3,449	3,579	Contact CS*	

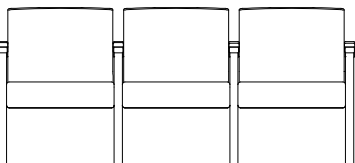
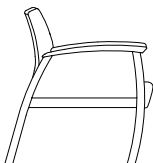
W	D	H	SW	SD	SH	BH	AH	Weight	Cub. Ft.	COM	COL
69.5	29.5	33.25	20.75	19.5	18.25	15	26.25	129	45	4.5	*



### KOW30IP - 3 Seat Guest Chair w/Upholstered Panel Insert Intervening Arm

COM	2 / COL	3	4	5	6	7	8	9	10	AL	GL
2,839	2,979	3,039	3,119	3,239	3,359	3,499	3,729	4,089	4,319	Contact CS*	

W	D	H	SW	SD	SH	BH	AH	Weight	Cub. Ft.	COM	COL
69.5	29.5	33.25	20.75	19.5	18.25	15	25.5	129	45	5.5	*



### KOW30IPU - 3 Seat Guest Chair w/Upholstered Panel Insert Intervening Arm and Urethane Arm Caps

COM	2 / COL	3	4	5	6	7	8	9	10	AL	GL
3,139	3,279	3,339	3,419	3,539	3,659	3,799	4,029	4,389	4,619	Contact CS*	

W	D	H	SW	SD	SH	BH	AH	Weight	Cub. Ft.	COM	COL
69.5	29.5	33.25	20.75	19.5	18.25	15	26.25	129	45	5.5	*

COM is in Yards

\* Contact Customer Service for COL Yardage

# Koncert Wood Visitor



## Product Specifications

- > Solid European Beech
- > Features Passive Flex Back
- > Features Clean-Out between seat and back
- > Wall-saver Leg Design
- > Standard with adjustable glides

## Wood Finishes

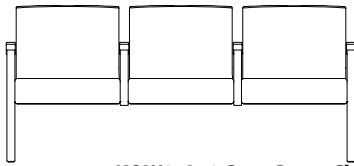
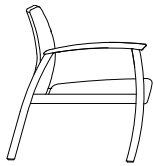
See Page 9

## Moisture Barrier Options

See Page 9

### To Order, Specify:

1. Model Number
2. Textile
3. Finish
4. Options

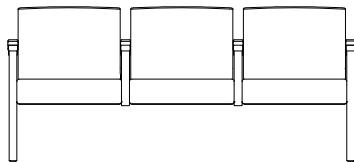
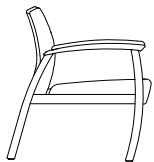


### KOW311 - 3 Seat Guest Chair with Intervening Arms No Center Legs

### Leather Price

COM	2 / COL	3	4	5	6	7	8	9	10	AL	GL
2,899	2,939	2,959	2,999	3,079	3,159	3,259	3,389	3,549	3,679	Contact CS*	

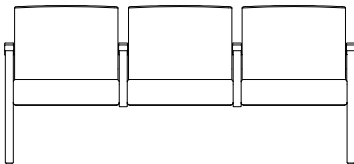
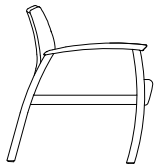
W	D	H	SW	SD	SH	BH	AH	Weight	Cub. Ft.	COM	COL
69.5	29.5	33.25	20.75	19.5	18.25	26.75	25.5	141	45	5	*



### KOW31IU - 3 Seat Guest Chair with Intervening Arms No Center Legs and Urethane Arm Caps

COM	2 / COL	3	4	5	6	7	8	9	10	AL	GL
3,199	3,239	3,259	3,299	3,379	3,459	3,559	3,689	3,849	3,979	Contact CS*	

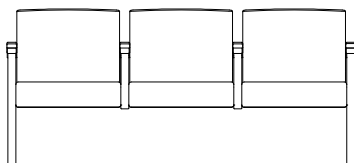
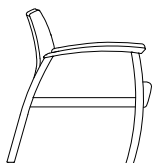
W	D	H	SW	SD	SH	BH	AH	Weight	Cub. Ft.	COM	COL
69.5	29.5	33.25	20.75	19.5	18.25	26.75	26.25	141	45	5	*



### KOW31IP - 3 Seat Guest Chair w/Upholstered Panel Insert Intervening Arm No Center Legs

COM	2 / COL	3	4	5	6	7	8	9	10	AL	GL
3,239	3,379	3,439	3,519	3,639	3,759	3,899	4,129	4,489	4,719	Contact CS*	

W	D	H	SW	SD	SH	BH	AH	Weight	Cub. Ft.	COM	COL
69.5	29.5	33.25	20.75	19.5	18.25	26.75	25.5	141	45	5.5	*



### KOW31IPU - 3 Seat Guest Chair w/Upholstered Panel Insert Intervening Arm No Center Legs and Urethane Arm Caps

COM	2 / COL	3	4	5	6	7	8	9	10	AL	GL
3,539	3,679	3,739	3,819	3,939	4,059	4,199	4,429	4,789	5,019	Contact CS*	

W	D	H	SW	SD	SH	BH	AH	Weight	Cub. Ft.	COM	COL
69.5	29.5	33.25	20.75	19.5	18.25	26.75	26.25	141	45	5.5	*

COM is in Yards

\* Contact Customer Service for COL Yardage



# Koncert Wood Visitor



## Product Specifications

- > Solid European Beech
- > Features Passive Flex Back
- > Features Clean-Out between seat and back
- > Wall-saver Leg Design
- > Standard with adjustable glides

## Wood Finishes

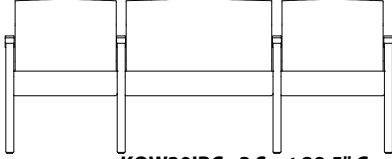
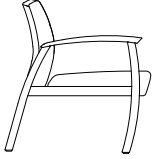
See Page 9

## Moisture Barrier Options

See Page 9

### To Order, Specify:

1. Model Number
2. Textile
3. Finish
4. Options

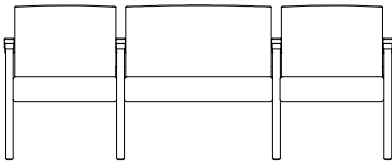
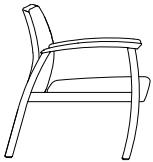


### KOW30IBC - 3 Seat 29.5" Center Bariatric Chair with Intervening Arms

### Leather Price

COM	2 / COL	3	4	5	6	7	8	9	10	AL	GL
2,899	2,939	2,969	2,999	3,099	3,199	3,349	3,499	3,599	3,799	Contact CS*	

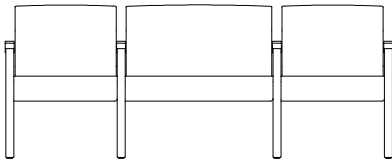
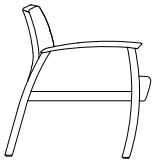
W	D	H	SW	SD	SH	BH	AH	Weight	Cub. Ft.	COM	COL
78.25	29.5	33.25	29.5	19.5	18.25	15	25.5	148	59	4.5	*



### KOW30IBCU - 3 Seat 29.5" Center Bariatric Chair with Intervening Arms and Urethane Arm Caps

COM	2 / COL	3	4	5	6	7	8	9	10	AL	GL
3,199	3,239	3,269	3,299	3,399	3,499	3,649	3,799	3,899	4,099	Contact CS*	


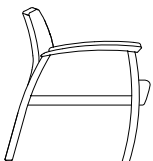
W	D	H	SW	SD	SH	BH	AH	Weight	Cub. Ft.	COM	COL
78.25	29.5	33.25	29.5	19.5	18.25	15	26.25	148	59	4.5	*



### KOW30IBCP - 3 Seat 29.5" Center Bariatric w/Uph. Panel Insert Intervening Arms

COM	2 / COL	3	4	5	6	7	8	9	10	AL	GL
3,239	3,379	3,449	3,519	3,659	3,799	3,989	4,239	4,539	4,839	Contact CS*	

W	D	H	SW	SD	SH	BH	AH	Weight	Cub. Ft.	COM	COL
78.25	29.5	33.25	29.5	19.5	18.25	15	25.5	148	59	5.5	*



### KOW30IBCPU - 3 Seat 29.5" Center Bariatric w/Uph. Panel Insert Intervening Arms and Urethane Arm Caps

COM	2 / COL	3	4	5	6	7	8	9	10	AL	GL
3,539	3,679	3,749	3,819	3,959	4,099	4,289	4,539	4,839	5,139	Contact CS*	

W	D	H	SW	SD	SH	BH	AH	Weight	Cub. Ft.	COM	COL
78.25	29.5	33.25	29.5	19.5	18.25	15	26.25	148	59	5.5	*

COM is in Yards

\* Contact Customer Service for COL Yardage

# Koncert Wood Visitor



## Product Specifications

- > Solid European Beech
- > Features Passive Flex Back
- > Features Clean-Out between seat and back
- > Wall-saver Leg Design
- > Standard with adjustable glides

## Wood Finishes

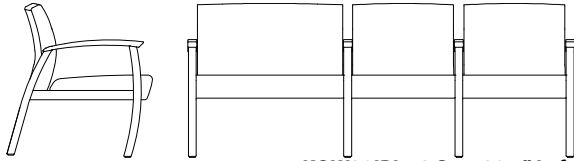
See Page 9

## Moisture Barrier Options

See Page 9

### To Order, Specify:

1. Model Number
2. Textile
3. Finish
4. Options

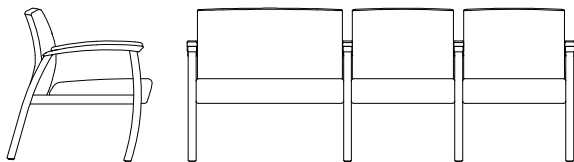


**KOW30IBL - 3 Seat 29.5" Left Bariatric (facing) Chair with Intervening Arms**

Leather Price

COM	2 / COL	3	4	5	6	7	8	9	10	AL	GL
2,899	2,939	2,969	2,999	3,099	3,199	3,349	3,499	3,599	3,799	Contact CS*	

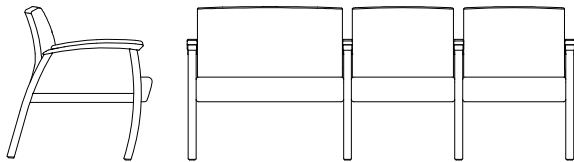
W	D	H	SW	SD	SH	BH	AH	Weight	Cub. Ft.	COM	COL
78.25	29.5	33.25	29.5	19.5	18.25	15	25.5	148	59	4.5	*



**KOW30IBLU - 3 Seat 29.5" Left Bariatric (facing) Chair with Intervening Arms and Urethane Arm Caps**

COM	2 / COL	3	4	5	6	7	8	9	10	AL	GL
3,199	3,239	3,269	3,299	3,399	3,499	3,649	3,799	3,899	4,099	Contact CS*	

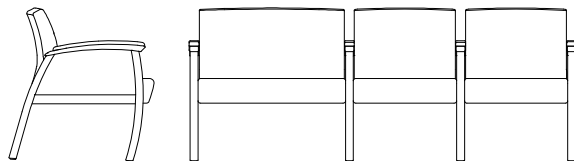
W	D	H	SW	SD	SH	BH	AH	Weight	Cub. Ft.	COM	COL
78.25	29.5	33.25	29.5	19.5	18.25	15	26.25	148	59	4.5	*



**KOW30IBLP - 3 Seat 29.5" Left Bariatric (facing) w/Uph. Panel Insert Intervening Arms**

COM	2 / COL	3	4	5	6	7	8	9	10	AL	GL
3,239	3,379	3,449	3,519	3,659	3,799	3,989	4,239	4,539	4,839	Contact CS*	

W	D	H	SW	SD	SH	BH	AH	Weight	Cub. Ft.	COM	COL
78.25	29.5	33.25	29.5	19.5	18.25	15	25.5	148	59	5.5	*



**KOW30IBLPU - 3 Seat 29.5" Left Bariatric (facing) w/Uph. Panel Insert Intervening Arms and Urethane Arm Caps**

COM	2 / COL	3	4	5	6	7	8	9	10	AL	GL
3,539	3,679	3,749	3,819	3,959	4,099	4,289	4,539	4,839	5,139	Contact CS*	

W	D	H	SW	SD	SH	BH	AH	Weight	Cub. Ft.	COM	COL
78.25	29.5	33.25	29.5	19.5	18.25	15	26.25	148	59	5.5	*

COM is in Yards

\* Contact Customer Service for COL Yardage

# Koncert Wood Visitor



## Product Specifications

- > Solid European Beech
- > Features Passive Flex Back
- > Features Clean-Out between seat and back
- > Wall-saver Leg Design
- > Standard with adjustable glides

## Wood Finishes

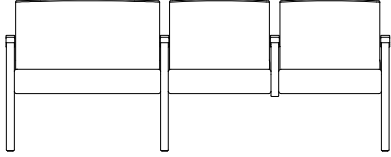
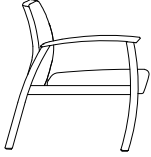
See Page 9

## Moisture Barrier Options

See Page 9

### To Order, Specify:

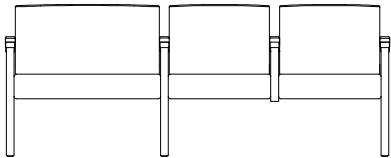
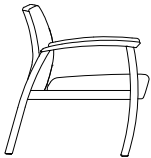
1. Model Number
2. Textile
3. Finish
4. Options



### KOW31IBL - 3 Seat 29.5" Left Bariatric (facing) Chair with Intervening Arms No Center Leg

COM	2 / COL	3	4	5	6	7	8	9	10	AL	GL
3,299	3,339	3,369	3,399	3,499	3,599	3,749	3,899	3,999	4,199	Contact CS*	

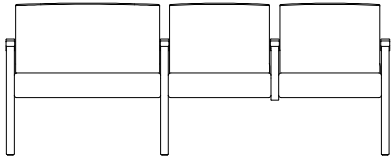
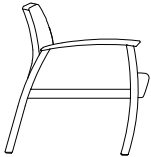
W	D	H	SW	SD	SH	BH	AH	Weight	Cub. Ft.	COM	COL
78.25	29.5	33.25	29.5	19.5	18.25	26.75	25.5	154	59	4.5	*



### KOW31IBLU - 3 Seat 29.5" Left Bariatric (facing) w/Intervening Arms No Center Leg and Urethane Arm Caps

COM	2 / COL	3	4	5	6	7	8	9	10	AL	GL
3,599	3,639	3,669	3,699	3,799	3,899	4,049	4,199	4,299	4,499	Contact CS*	

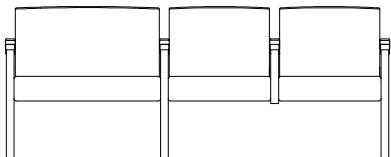
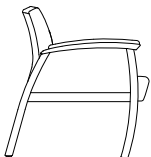
W	D	H	SW	SD	SH	BH	AH	Weight	Cub. Ft.	COM	COL
78.25	29.5	33.25	29.5	19.5	18.25	26.75	26.25	154	59	4.5	*



### KOW31IBLP - 3 Seat 29.5" Left Bariatric (facing) w/Uph. Panel Insert Intervening Arms No Center Leg

COM	2 / COL	3	4	5	6	7	8	9	10	AL	GL
3,639	3,779	3,849	3,919	4,059	4,199	4,839	4,639	4,939	5,239	Contact CS*	

W	D	H	SW	SD	SH	BH	AH	Weight	Cub. Ft.	COM	COL
78.25	29.5	33.25	19.5	19.5	18.25	26.75	25.5	154	59	5.5	*



### KOW31IBLPU - 3 Seat 29.5" Left Bariatric w/ Uph. Panel Insert Intervening Arm No Center Leg and Urethane Arm Caps

COM	2 / COL	3	4	5	6	7	8	9	10	AL	GL
3,939	4,079	4,149	4,219	4,359	4,499	4,689	4,939	5,239	5,539	Contact CS*	

W	D	H	SW	SD	SH	BH	AH	Weight	Cub. Ft.	COM	COL
78.25	29.5	33.25	19.5	19.5	18.25	26.75	26.25	154	59	5.5	*

COM is in Yards

\* Contact Customer Service for COL Yardage

# Koncert Wood Visitor



## Product Specifications

- > Solid European Beech
- > Features Passive Flex Back
- > Features Clean-Out between seat and back
- > Wall-saver Leg Design
- > Standard with adjustable glides

## Wood Finishes

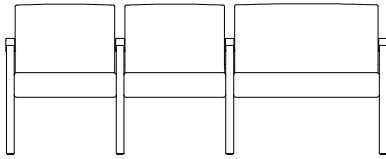
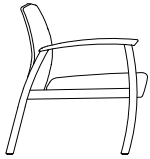
See Page 9

## Moisture Barrier Options

See Page 9

### To Order, Specify:

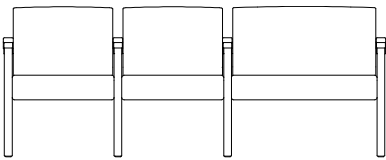
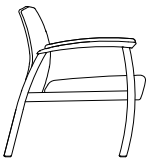
1. Model Number
2. Textile
3. Finish
4. Options



### KOW30IBR - 3 Seat 29.5" Right Bariatric (facing) Chair with Intervening Arms

COM	2 / COL	3	4	5	6	7	8	9	10	AL	GL
2,899	2,939	2,969	2,999	3,099	3,199	3,349	3,499	3,599	3,799	Contact CS*	

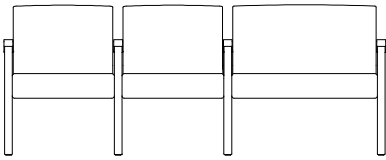

W	D	H	SW	SD	SH	BH	AH	Weight	Cub. Ft.	COM	COL
78.25	29.5	33.25	29.5	19.5	18.25	15	25.5	148	59	4.5	*



### KOW30IBRU - 3 Seat 29.5" Right Bariatric (facing) Chair with Intervening Arms and Urethane Arm Caps

COM	2 / COL	3	4	5	6	7	8	9	10	AL	GL
3,199	3,239	3,269	3,299	3,399	3,499	3,649	3,799	3,899	4,099	Contact CS*	

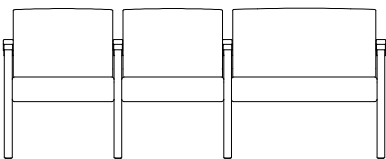

W	D	H	SW	SD	SH	BH	AH	Weight	Cub. Ft.	COM	COL
78.25	29.5	33.25	29.5	19.5	18.25	15	26.25	148	59	4.5	*



### KOW30IBRP - 3 Seat 29.5" Right Bariatric (facing) w/Uph. Panel Insert Intervening Arms

COM	2 / COL	3	4	5	6	7	8	9	10	AL	GL
3,239	3,379	3,449	3,519	3,659	3,799	3,989	4,239	4,539	4,839	Contact CS*	

W	D	H	SW	SD	SH	BH	AH	Weight	Cub. Ft.	COM	COL
78.25	29.5	33.25	29.5	19.5	18.25	15	25.5	148	59	5.5	*



### KOW30IBRPU - 3 Seat 29.5" Right Bariatric (facing) w/Uph. Panel Insert Intervening Arms and Urethane Arm Caps

COM	2 / COL	3	4	5	6	7	8	9	10	AL	GL
3,539	3,679	3,749	3,819	3,959	4,099	4,289	4,539	4,839	5,139	Contact CS*	

W	D	H	SW	SD	SH	BH	AH	Weight	Cub. Ft.	COM	COL
78.25	29.5	33.25	29.5	19.5	18.25	15	26.25	148	59	5.5	*

COM is in Yards

\* Contact Customer Service for COL Yardage

# Koncert Wood Visitor



## Product Specifications

- > Solid European Beech
- > Features Passive Flex Back
- > Features Clean-Out between seat and back
- > Wall-saver Leg Design
- > Standard with adjustable glides

## Wood Finishes

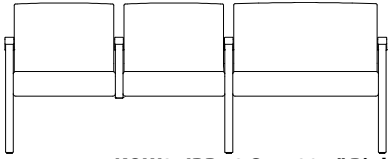

See Page 9

## Moisture Barrier Options

See Page 9

### To Order, Specify:

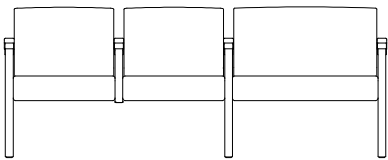

1. Model Number
2. Textile
3. Finish
4. Options



### KOW31IBR - 3 Seat 29.5" Right Bariatric (facing) Chair with Intervening Arms No Center Leg

COM	2 / COL	3	4	5	6	7	8	9	10	AL	GL
3,299	3,339	3,369	3,399	3,499	3,599	3,749	3,899	3,999	4,199	Contact CS*	

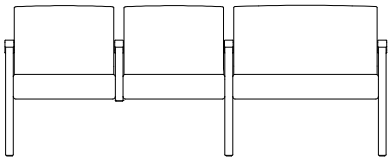
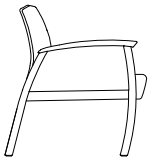
W	D	H	SW	SD	SH	BH	AH	Weight	Cub. Ft.	COM	COL
78.25	29.5	33.25	29.5	19.5	18.25	26.75	25.5	154	59	4.5	*



### KOW31IBRU - 3 Seat 29.5" Right Bariatric (facing) w/Intervening Arms No Center Leg and Urethane Arm Caps

COM	2 / COL	3	4	5	6	7	8	9	10	AL	GL
3,599	3,639	3,669	3,699	3,799	3,899	4,049	4,199	4,299	4,499	Contact CS*	

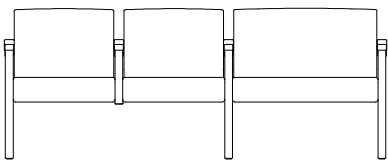

W	D	H	SW	SD	SH	BH	AH	Weight	Cub. Ft.	COM	COL
78.25	29.5	33.25	29.5	19.5	18.25	26.75	26.25	154	59	4.5	*



### KOW31IBRP - 3 Seat 29.5" Right Bariatric (facing) w/Uph. Panel Insert Intervening Arms No Center Leg

COM	2 / COL	3	4	5	6	7	8	9	10	AL	GL
3,639	3,779	3,849	3,919	4,059	4,199	4,839	4,639	4,939	5,239	Contact CS*	

W	D	H	SW	SD	SH	BH	AH	Weight	Cub. Ft.	COM	COL
78.25	29.5	33.25	29.5	19.5	18.25	26.75	25.5	154	59	5.5	*



### KOW31IBRPU - 3 Seat 29.5" Right Bariatric w/ Uph. Panel Insert Intervening Arm No Center Leg and Urethane Arm Caps

COM	2 / COL	3	4	5	6	7	8	9	10	AL	GL
3,939	4,079	4,149	4,219	4,359	4,499	4,689	4,939	5,239	5,539	Contact CS*	

W	D	H	SW	SD	SH	BH	AH	Weight	Cub. Ft.	COM	COL
78.25	29.5	33.25	29.5	19.5	18.25	26.75	26.25	154	59	5.5	*

COM is in Yards

\* Contact Customer Service for COL Yardage

# Koncert Wood Visitor



## Product Specifications

- > Thermofoil wood grain vinyl laminated top surface
- > Ganging tables include connecting hardware

## To Order, Specify:

1. Model Number
2. Textile
3. Finish
4. Options

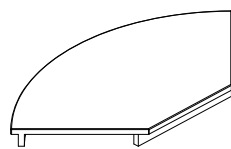
## Wood Finishes

See Page 9

## Thermofoil Table Top Finishes

042T	Black
233T	Espresso
251T	Golden Maple
310T	Aria
431T	Dark Cherry
435T	Classic Cherry
530T	Medium Maple
829T	Baroque

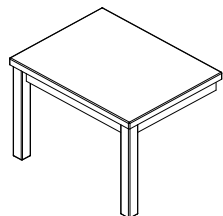
## Model



**KTC03**  
Corner Ganging Table

List Price
849

W	D	H	Weight	Cub. Ft.
69.5	29.5	33.25	141	45



**KWE03L**  
Left End Ganging Table (Facing)

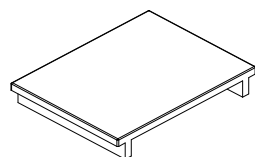
List Price
729

W	D	H	Weight	Cub. Ft.
15.5	20	15	20	2

**KWE03R**  
Right End Ganging Table (Facing)

List Price
729

W	D	H	Weight	Cub. Ft.
15.5	20	15	20	2



**KT103**  
Intervening Ganging Table

List Price
599

W	D	H	Weight	Cub. Ft.
19	20	15	19	2

# Koncert Wood Visitor



### Product Specifications

- > Standard with wood legs
- > Thermofoil wood grain vinyl laminated top surface

### To Order, Specify:

1. Model Number
2. Textile
3. Finish
4. Options

### Wood Finishes

See Page 9

### Power Option

(Available on KOU15T and KOU90T Tables only)

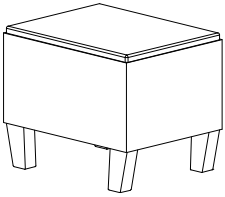
**PU1** Power (Add \$179 List upcharge)

### Power Installation

Tables - Power will be installed on front center

### Thermofoil Table Top Finishes

- 042T Black
- 233T Espresso
- 251T Golden Maple
- 310T Aria
- 431T Dark Cherry
- 435T Classic Cherry
- 530T Medium Maple
- 829T Baroque

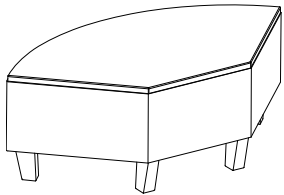


### KOU15T - 15" Inline Table (with Wood Leg)

### Leather Price

COM	2 / COL	3	4	5	6	7	8	9	10	AL	GL
849	859	869	879	889	909	939	979	999	1,049	Contact CS*	


W	D	H	Weight	Cub. Ft.	COM	COL
16	20.25	19	34	7	1.5	*



### KOU90T - 90 Degree Corner Table (with Wood Leg)

COM	2 / COL	3	4	5	6	7	8	9	10	AL	GL
1,149	1,159	1,169	1,179	1,199	1,229	1,279	1,319	1,369	1,419	Contact CS*	

W	D	H	Weight	Cub. Ft.	COM	COL
45	23.75	18.25	60	15	1.5	*



### Table Options:

**PU1** Power (Add \$179 List upcharge)

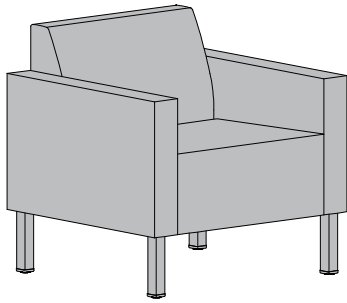
### Power Details

- (2) USB Ports
- (1) AC Outlet
- Electrical Rating: 125V, 60Hz, 12A
- Length of Power Cord: 10'

- > Kascade..... 105
- > Kody..... 117
- > Koncert Lounge..... 131
- > Koncert Upholstered Lounge..... 143



# Kascade



## Product Specifications

- > Fully Upholstered Arms or Rigid Thermofoil Arm Caps
- > Features Clean-out between Seat and Back
- > Metal or Wood Legs standard with adjustable glide
- > Kiln-Dried Hardwood Interior Frames
- > Steel Springs in Seat and Back
- > High Density Seat and Back Foam

### To Order, Specify

1. Model Number
2. Textile
3. Finish
4. Options

### Moisture Barrier Options

See Page 9

### Wood Leg Finishes

See Page 9

### Leg Options (Must specify ML or WL when ordering)

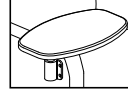
- ML Pewter Metal Leg
- WL Wood Leg

### Power Option:

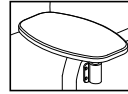
Power will be installed on outside of Left Arm (facing)

**PU1** Power (Add \$179 List upcharge)

### Tablet Options (Thermofoil Top):



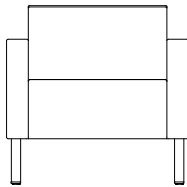
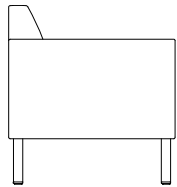
**AMTL** Arm Mounted Tablet Left Side (facing)  
(Add \$379 List upcharge)



**AMTR** Arm Mounted Tablet Right Side (facing)  
(Add \$379 List upcharge)

### Thermofoil Finishes:

- 042T Black
- 233T Espresso
- 251T Golden Maple
- 310T Aria
- 431T Dark Cherry
- 435T Classic Cherry
- 530T Medium Maple
- 829T Baroque

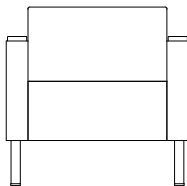
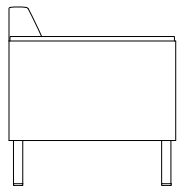


### Leather Price

#### KAS10F - Lounge Chair 3.5" Arms 22" Seat Width with Fully Upholstered Arms and 27.75" Depth

COM	2 / COL	3	4	5	6	7	8	9	10	AL	GL
1,319	1,349	1,389	1,429	1,519	1,619	1,739	1,899	2,039	2,239	Contact CS*	

W	D	H	SW	SD	SH	BH	AH	Weight	Cub. Ft.	COM	COL
29.5	27.75	31.75	22.25	19.125	18.375	14.5	25.25	71	22	4	*

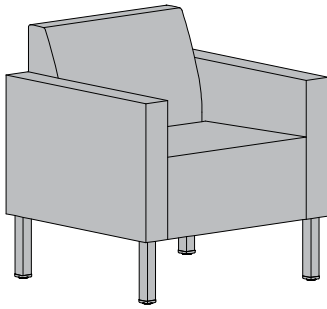


#### KAS10A - Lounge Chair 3.5" Arms 22" Seat Width with Thermofoil Arm and Back Rail Caps and 27.75" Depth

COM	2 / COL	3	4	5	6	7	8	9	10	AL	GL
1,379	1,399	1,439	1,479	1,569	1,659	1,799	1,949	2,089	2,299	Contact CS*	

W	D	H	SW	SD	SH	BH	AH	Weight	Cub. Ft.	COM	COL
29.5	27.75	31.75	22.25	19.125	18.375	14.5	26	74	22	4	*

# Kascade



**Product Specifications**

- > Fully Upholstered Arms or Rigid Thermofoil Arm Caps
- > Features Clean-out between Seat and Back
- > Metal or Wood Legs standard with adjustable glide
- > Kiln-Dried Hardwood Interior Frames
- > Steel Springs in Seat and Back
- > High Density Seat and Back Foam

**To Order, Specify**

1. Model Number
2. Textile
3. Finish
4. Options

**Moisture Barrier Options**

See Page 9

**Wood Leg Finishes**

See Page 9

**Leg Options** (Must specify ML or WL when ordering)

- ML Pewter Metal Leg
- WL Wood Leg

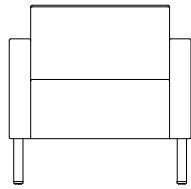
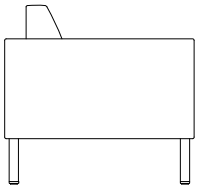
**Power Option:**

Power will be installed on outside of Left Arm (facing)

**PU1** Power (Add \$179 List upcharge)

**Thermofoil Finishes:**

- 042T Black
- 233T Espresso
- 251T Golden Maple
- 310T Aria
- 431T Dark Cherry
- 435T Classic Cherry
- 530T Medium Maple
- 829T Baroque

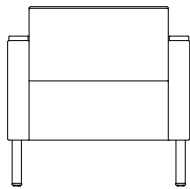
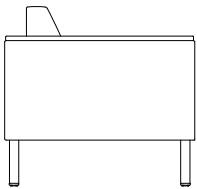


**Leather Price**

**KAS13F - Lounge Chair 3.5" Arms 22" Seat Width with Fully Upholstered Arms and 31.25" Depth**

COM	2 / COL	3	4	5	6	7	8	9	10	AL	GL
1,379	1,409	1,449	1,489	1,579	1,679	1,799	1,959	2,099	2,299	Contact CS*	

W	D	H	SW	SD	SH	BH	AH	Weight	Cub. Ft.	COM	COL
29.5	31.25	31.75	22.25	19.125	18.375	14.5	25.25`	90	22	4	*

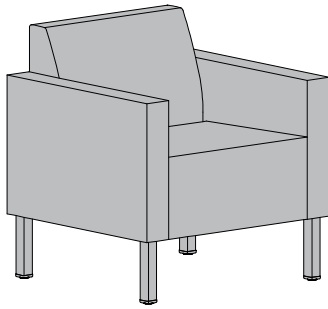


**KAS13A - Lounge Chair 3.5" Arms 22" Seat Width w/Thermofoil Arm and Back Rail Caps and 31.25" Depth**

COM	2 / COL	3	4	5	6	7	8	9	10	AL	GL
1,459	1,479	1,519	1,559	1,649	1,749	1,869	2,029	2,169	2,369	Contact CS*	

W	D	H	SW	SD	SH	BH	AH	Weight	Cub. Ft.	COM	COL
29.5	31.25	31.75	22.25	19.125	18.375	14.5	26	93	22	4	*

# Kascade



## Product Specifications

- > Fully Upholstered Arms or Rigid Thermofoil Arm Caps
- > Metal or Wood Legs standard with adjustable glide
- > Features Clean-out between Seat and Back
- > Kiln-Dried Hardwood Interior Frames
- > Steel Springs in Seat and Back
- > High Density Seat and Back Foam

### To Order, Specify

1. Model Number
2. Textile
3. Finish
4. Options

### Moisture Barrier Options

See Page 9

### Wood Leg Finishes

See Page 9

### Leg Options (Must specify ML or WL when ordering)

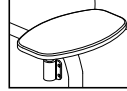
- ML Pewter Metal Leg
- WL Wood Leg

### Power Option:

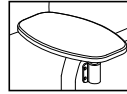
Power will be installed on outside of Left Arm (facing)

**PU1** Power (Add \$179 List upcharge)

### Tablet Options (Thermofoil Top):



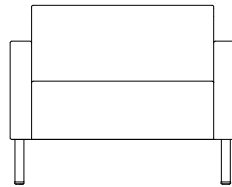
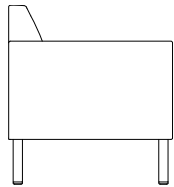
**AMTL** Arm Mounted Tablet Left Side (facing)  
(Add \$379 List upcharge)



**AMTR** Arm Mounted Tablet Right Side (facing)  
(Add \$379 List upcharge)

### Thermofoil Finishes:

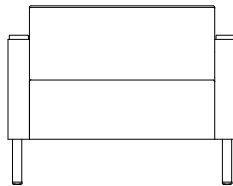
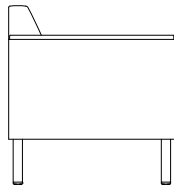
- 042T Black
- 233T Espresso
- 251T Golden Maple
- 310T Aria
- 431T Dark Cherry
- 435T Classic Cherry
- 530T Medium Maple
- 829T Baroque



### Leather Price

#### KAS10BF - Lounge Chair 3.5" Arms 30" Seat Width with Fully Upholstered Arms and 27.75" Depth

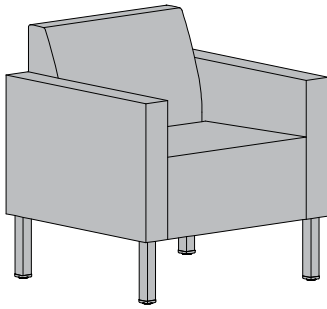
COM	2 / COL	3	4	5	6	7	8	9	10	AL	GL
1,419	1,449	1,489	1,529	1,619	1,719	1,839	1,999	2,139	2,339	Contact CS*	
W	D	H	SW	SD	SH	BH	AH	Weight	Cub. Ft.	COM	COL
37.25	27.25	31.75	30	19.125	18.375	14.5	25.25	80	22	5	*



#### KAS10BA - Lounge Chair 3.5" Arms 30" Seat Width with Thermofoil Arm and Back Rail Caps and 27.75" Depth

COM	2 / COL	3	4	5	6	7	8	9	10	AL	GL
1,469	1,499	1,539	1,579	1,669	1,769	1,889	2,049	2,189	2,389	Contact CS*	
W	D	H	SW	SD	SH	BH	AH	Weight	Cub. Ft.	COM	COL
37.25	27.75	31.75	30	19.125	18.375	14.5	26	83	22	5	*

# Kascade



**Product Specifications**

- > Fully Upholstered Arms or Rigid Thermofoil Arm Caps
- > Metal or Wood Legs standard with adjustable glide
- > Features Clean-out between Seat and Back
- > Kiln-Dried Hardwood Interior Frames
- > Steel Springs in Seat and Back
- > High Density Seat and Back Foam

**To Order, Specify**

1. Model Number
2. Textile
3. Finish
4. Options

**Moisture Barrier Options**

See Page 9

**Wood Leg Finishes**

See Page 9

**Leg Options** *(Must specify ML or WL when ordering)*

- ML Pewter Metal Leg
- WL Wood Leg

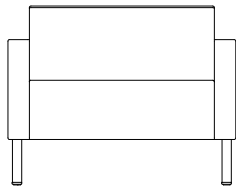
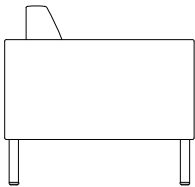
**Power Option:**

*Power will be installed on outside of Left Arm (facing)*

**PU1** Power (Add \$179 List upcharge)

**Thermofoil Finishes:**

- 042T Black
- 233T Espresso
- 251T Golden Maple
- 310T Aria
- 431T Dark Cherry
- 435T Classic Cherry
- 530T Medium Maple
- 829T Baroque

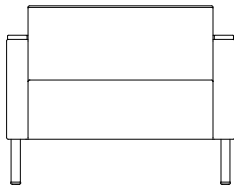
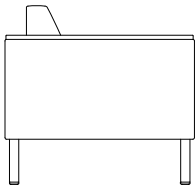


**Leather Price**

**KAS13BF - Lounge Chair 3.5" Arms 30" Seat Width with Fully Upholstered Arms and 31.25" Depth**

COM	2 / COL	3	4	5	6	7	8	9	10	AL	GL
1,499	1,529	1,569	1,609	1,699	1,799	1,919	2,079	2,219	2,419	Contact CS*	

W	D	H	SW	SD	SH	BH	AH	Weight	Cub. Ft.	COM	COL
37.25	31.25	31.75	30	19.125	18.375	14.5	25.25	100	22	5	*

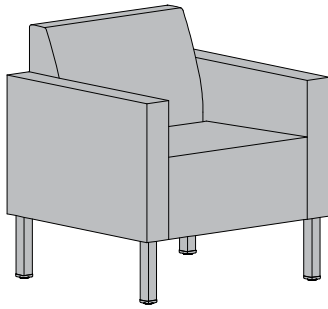


**KAS13BA - Lounge Chair 3.5" Arms 30" Seat Width with Thermofoil Arm and Back Rail Caps and 31.25" Depth**

COM	2 / COL	3	4	5	6	7	8	9	10	AL	GL
1,579	1,599	1,649	1,689	1,779	1,879	1,999	2,159	2,299	2,499	Contact CS*	

W	D	H	SW	SD	SH	BH	AH	Weight	Cub. Ft.	COM	COL
37.25	31.25	31.75	30	19.125	18.375	14.5	26	103	22	5	*

# Kascade



## Product Specifications

- > Fully Upholstered Arms or Rigid Thermofoil Arm Caps
- > Metal or Wood Legs standard with adjustable glide
- > Features Clean-out between Seat and Back
- > Kiln-Dried Hardwood Interior Frames
- > Steel Springs in Seat and Back
- > High Density Seat and Back Foam

### To Order, Specify

1. Model Number
2. Textile
3. Finish
4. Options

### Moisture Barrier Options

See Page 9

### Wood Leg Finishes

See Page 9

## Leg Options (Must specify ML or WL when ordering)

- ML Pewter Metal Leg
- WL Wood Leg

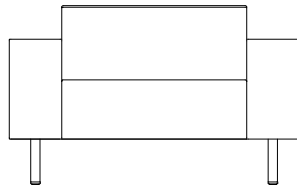
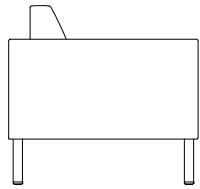
## Power Option:

Power will be installed on front of Left Arm (facing)

- PU1** Power (Add \$179 List upcharge)

## Thermofoil Finishes:

- 042T Black
- 233T Espresso
- 251T Golden Maple
- 310T Aria
- 431T Dark Cherry
- 435T Classic Cherry
- 530T Medium Maple
- 829T Baroque

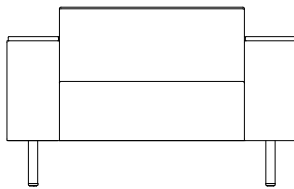
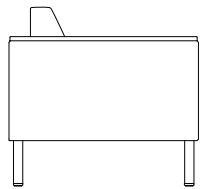


## Leather Price

### KAS18F - Lounge Chair 8.5" Arms 30" Seat Width with Fully Upholstered Arms and 31.25" Depth

COM	2 / COL	3	4	5	6	7	8	9	10	AL	GL
1,539	1,569	1,609	1,649	1,739	1,839	1,959	2,119	2,259	2,459	Contact CS*	

W	D	H	SW	SD	SH	BH	AH	Weight	Cub. Ft.	COM	COL
37.25	31.25	31.75	30	19.125	18.375	14.5	25.25	89	22	5	*

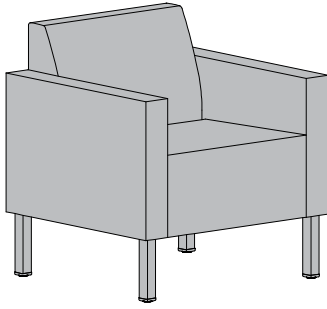


### KAS18A - Lounge Chair 8.5" Arms 30" Seat Width with Thermofoil Arm and Back Rail Caps and 31.25" Depth

COM	2 / COL	3	4	5	6	7	8	9	10	AL	GL
1,649	1,669	1,699	1,759	1,849	1,949	2,069	2,229	2,369	2,559	Contact CS*	

W	D	H	SW	SD	SH	BH	AH	Weight	Cub. Ft.	COM	COL
37.25	31.25	31.75	30	19.125	18.375	14.5	25.25	92	22	5	*

# Kascade



### Product Specifications

- > Fully Upholstered Arms or Rigid Thermofoil Arm Caps
- > Metal or Wood Legs standard with adjustable glide
- > Features Clean-out between Seat and Back
- > Kiln-Dried Hardwood Interior Frames
- > Steel Springs in Seat and Back
- > High Density Seat and Back Foam

### To Order, Specify

1. Model Number
2. Textile
3. Finish
4. Options

### Moisture Barrier Options

See Page 9

### Wood Leg Finishes

See Page 9

### Leg Options (Must specify ML or WL when ordering)

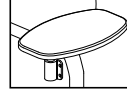
- ML Pewter Metal Leg
- WL Wood Leg

### Power Option:

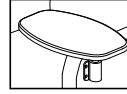
Power will be installed on outside of Left Arm (facing)

**PU1** Power (Add \$179 List upcharge)

### Tablet Options (Thermofoil Top):



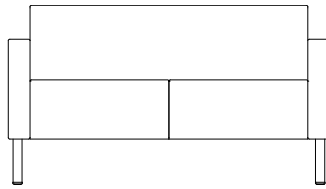
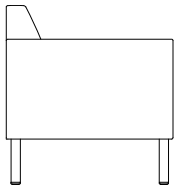
**AMTL** Arm Mounted Tablet Left Side (facing)  
(Add \$379 List upcharge)



**AMTR** Arm Mounted Tablet Right Side (facing)  
(Add \$379 List upcharge)

### Thermofoil Finishes:

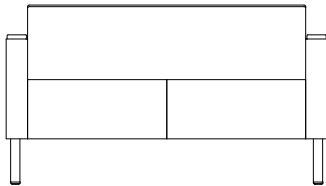
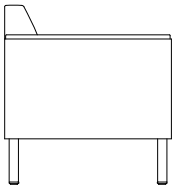
- 042T Black
- 233T Espresso
- 251T Golden Maple
- 310T Aria
- 431T Dark Cherry
- 435T Classic Cherry
- 530T Medium Maple
- 829T Baroque



### Leather Price

#### KAS20F - 2 Seat Lounge Chair 3.5" Arms with Fully Upholstered Arms and 27.75" Depth

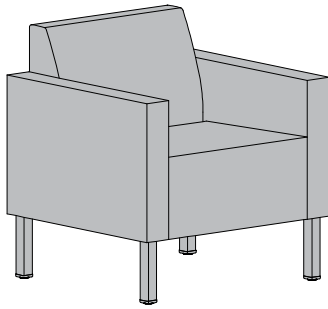
COM	2 / COL	3	4	5	6	7	8	9	10	AL	GL
1,849	1,899	1,949	2,009	2,139	2,279	2,459	2,669	2,869	3,149	Contact CS*	
W	D	H	SW	SD	SH	BH	AH	Weight	Cub. Ft.	COM	COL
51	27.75	31.75	44.5	19.125	18.375	14.5	25.25	99	40	5.5	*



#### KAS20A - 2 Seat Lounge Chair 3.5" Arms with Thermofoil Arm and Back Rail Caps and 27.75" Depth

COM	2 / COL	3	4	5	6	7	8	9	10	AL	GL
1,899	1,949	1,999	2,059	2,189	2,329	2,509	2,719	2,919	3,199	Contact CS*	
W	D	H	SW	SD	SH	BH	AH	Weight	Cub. Ft.	COM	COL
51	27.75	31.75	44.5	19.125	18.375	14.5	26	102	40	5.5	*

# Kascade



## Product Specifications

- > Fully Upholstered Arms or Rigid Thermofoil Arm Caps
- > Metal or Wood Legs standard with adjustable glide
- > Features Clean-out between Seat and Back
- > Kiln-Dried Hardwood Interior Frames
- > Steel Springs in Seat and Back
- > High Density Seat and Back Foam

### To Order, Specify

1. Model Number
2. Textile
3. Finish
4. Options

### Moisture Barrier Options

See Page 9

### Wood Leg Finishes

See Page 9

### Leg Options (Must specify ML or WL when ordering)

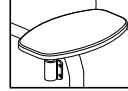
- ML Pewter Metal Leg
- WL Wood Leg

### Power Option:

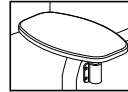
Power will be installed on outside of Left Arm (facing)

**PU1** Power (Add \$179 List upcharge)

### Tablet Options (Thermofoil Top):



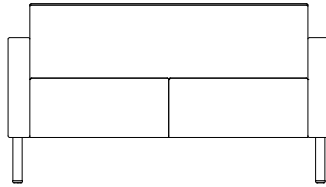
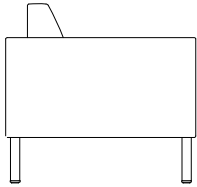
**AMTL** Arm Mounted Tablet Left Side (facing)  
(Add \$379 List upcharge)



**AMTR** Arm Mounted Tablet Right Side (facing)  
(Add \$379 List upcharge)

### Thermofoil Finishes:

- 042T Black
- 233T Espresso
- 251T Golden Maple
- 310T Aria
- 431T Dark Cherry
- 435T Classic Cherry
- 530T Medium Maple
- 829T Baroque

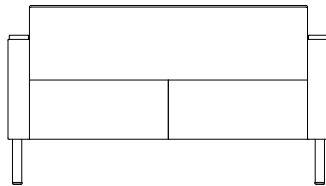
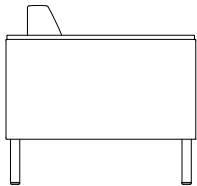


### KAS23F - 2 Seat Lounge Chair 3.5" Arms with Fully Upholstered Arms and 31.25" Depth

### Leather Price

COM	2 / COL	3	4	5	6	7	8	9	10	AL	GL
2,139	2,189	2,229	2,299	2,429	2,589	2,759	2,989	3,209	3,499	Contact CS*	

W	D	H	SW	SD	SH	BH	AH	Weight	Cub. Ft.	COM	COL
52	31.25	31.75	44.5	19.125	18.375	14.5	25.25	125	40	5.5	*



### KAS23A - 2 Seat Lounge Chair 3.5" Arms with Thermofoil Arm and Back Rail Caps and 31.25" Depth

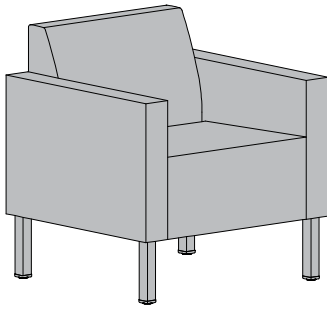
COM	2 / COL	3	4	5	6	7	8	9	10	AL	GL
2,229	2,279	2,319	2,389	2,519	2,679	2,849	3,079	3,299	3,589	Contact CS*	

W	D	H	SW	SD	SH	BH	AH	Weight	Cub. Ft.	COM	COL
52	31.25	31.75	44.5	19.125	18.375	14.5	26	128	40	5.5	*

COM is in Yards

\* Contact Customer Service for COL Yardage

# Kascade



**Product Specifications**

- > Fully Upholstered Arms or Rigid Thermofoil Arm Caps
- > Metal or Wood Legs standard with adjustable glide
- > Features Clean-out between Seat and Back
- > Kiln-Dried Hardwood Interior Frames
- > Steel Springs in Seat and Back
- > High Density Seat and Back Foam

**To Order, Specify**

1. Model Number
2. Textile
3. Finish
4. Options

**Moisture Barrier Options**

See Page 9

**Wood Leg Finishes**

See Page 9

**Leg Options** (Must specify ML or WL when ordering)

- ML Pewter Metal Leg
- WL Wood Leg

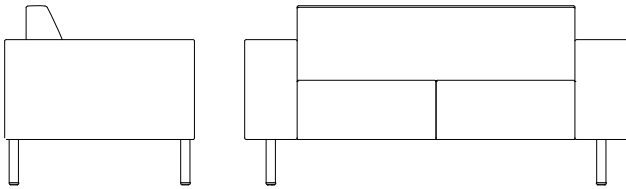
**Power Option:**

Power will be installed on front of Left Arm (facing)

**PU1** Power (Add \$179 List upcharge)

**Thermofoil Finishes:**

- 042T Black
- 233T Espresso
- 251T Golden Maple
- 310T Aria
- 431T Dark Cherry
- 435T Classic Cherry
- 530T Medium Maple
- 829T Baroque

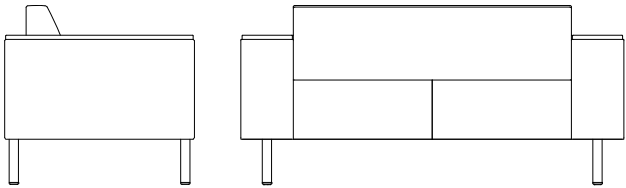


**KAS28F - 2 Seat Lounge Chair 8.5" Arms with Fully Upholstered Arms and 31.25" Depth**

**Leather Price**

COM	2 / COL	3	4	5	6	7	8	9	10	AL	GL
2,179	2,229	2,269	2,339	2,469	2,629	2,799	3,029	3,249	3,539	Contact CS*	

W	D	H	SW	SD	SH	BH	AH	Weight	Cub. Ft.	COM	COL
64	31.25	31.75	44.5	19.125	18.375	14.5	25.25	133	44	6.5	*



**KAS28A - 2 Seat Lounge Chair 8.5" Arms with Thermofoil Arm and Back Rail Caps and 31.25" Depth**

COM	2 / COL	3	4	5	6	7	8	9	10	AL	GL
2,279	2,329	2,369	2,439	2,569	2,729	2,899	3,129	3,349	3,639	Contact CS*	

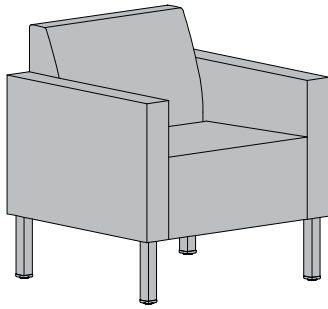
W	D	H	SW	SD	SH	BH	AH	Weight	Cub. Ft.	COM	COL
64	31.25	31.75	44.5	19.125	18.375	14.5	26	136	44	6.5	*

COM is in Yards

\* Contact Customer Service for COL Yardage



# Kascade



## Product Specifications

- > Fully Upholstered Arms or Rigid Thermofoil Arm Caps
- > Metal or Wood Legs standard with adjustable glide
- > Features Clean-out between Seat and Back
- > Kiln-Dried Hardwood Interior Frames
- > Steel Springs in Seat and Back
- > High Density Seat and Back Foam

### To Order, Specify

1. Model Number
2. Textile
3. Finish
4. Options

### Moisture Barrier Options

See Page 9

### Wood Leg Finishes

See Page 9

### Leg Options (Must specify ML or WL when ordering)

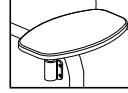
- ML Pewter Metal Leg
- WL Wood Leg

### Power Option:

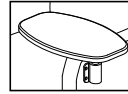
Power will be installed on outside of Left Arm (facing)

**PU1** Power (Add \$179 List upcharge)

### Tablet Options (Thermofoil Top):



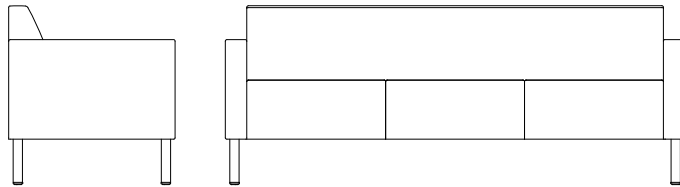
**AMTL** Arm Mounted Tablet Left Side (facing)  
(Add \$379 List upcharge)



**AMTR** Arm Mounted Tablet Right Side (facing)  
(Add \$379 List upcharge)

### Thermofoil Finishes:

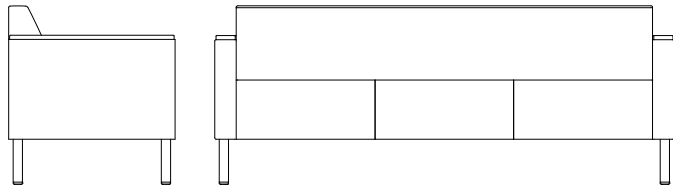
- 042T Black
- 233T Espresso
- 251T Golden Maple
- 310T Aria
- 431T Dark Cherry
- 435T Classic Cherry
- 530T Medium Maple
- 829T Baroque



### KAS30F - 3 Seat Lounge Chair 3.5" Arms with Fully Upholstered Arms and 27.75" Depth

### Leather Price

COM	2 / COL	3	4	5	6	7	8	9	10	AL	GL
2,329	2,379	2,449	2,539	2,699	2,899	3,139	3,429	3,709	4,079	Contact CS*	
W	D	H	SW	SD	SH	BH	AH	Weight	Cub. Ft.	COM	COL
74	27.75	31.75	66.5	19.125	18.375	14.5	25.25	123	57	7	*



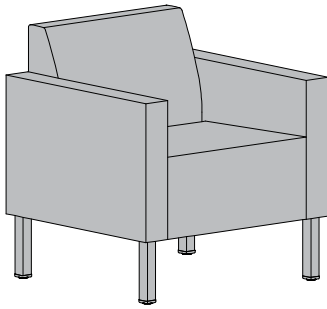
### KAS30A - 3 Seat Lounge Chair 3.5" Arms with Thermofoil Arm and Back Rail Caps and 27.75" Depth

COM	2 / COL	3	4	5	6	7	8	9	10	AL	GL
2,379	2,429	2,499	2,589	2,749	2,949	3,199	3,479	3,759	4,129	Contact CS*	
W	D	H	SW	SD	SH	BH	AH	Weight	Cub. Ft.	COM	COL
74	27.75	31.75	66.5	19.125	18.375	14.5	26	126	57	7	*

COM is in Yards

\* Contact Customer Service for COL Yardage

# Kascade



**Product Specifications**

- > Fully Upholstered Arms or Rigid Thermofoil Arm Caps
- > Metal or Wood Legs standard with adjustable glide
- > Features Clean-out between Seat and Back
- > Kiln-Dried Hardwood Interior Frames
- > Steel Springs in Seat and Back
- > High Density Seat and Back Foam

**To Order, Specify**

1. Model Number
2. Textile
3. Finish
4. Options

**Moisture Barrier Options**

See Page 9

**Wood Leg Finishes**

See Page 9

**Leg Options** (Must specify ML or WL when ordering)

- ML Pewter Metal Leg
- WL Wood Leg

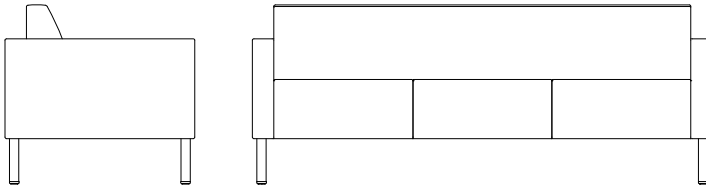
**Power Option:**

Power will be installed on outside of Left Arm (facing)

**PU1** Power (Add \$179 List upcharge)

**Thermofoil Finishes:**

- 042T Black
- 233T Espresso
- 251T Golden Maple
- 310T Aria
- 431T Dark Cherry
- 435T Classic Cherry
- 530T Medium Maple
- 829T Baroque

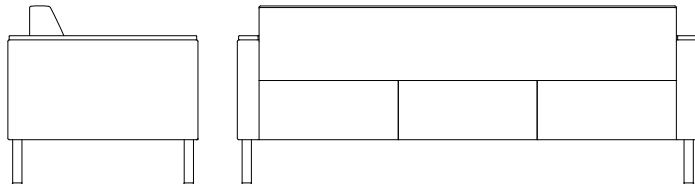


**KAS33F - 3 Seat Lounge Chair 3.5" Arms with Fully Upholstered Arms and 31.25" Depth**

**Leather Price**

COM	2 / COL	3	4	5	6	7	8	9	10	AL	GL
2,829	2,869	2,919	3,019	3,199	3,399	3,639	3,929	4,239	4,619	Contact CS*	

W	D	H	SW	SD	SH	BH	AH	Weight	Cub. Ft.	COM	COL
74	31.25	31.75	66.75	19.125	18.375	14.5	25.25	152	57	7.5	*



**KAS33A - 3 Seat Lounge Chair 3.5" Arms with Thermofoil Arm and Back Rail Caps and 31.25" Depth**

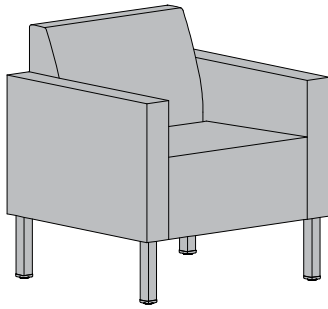
COM	2 / COL	3	4	5	6	7	8	9	10	AL	GL
2,929	2,969	3,019	3,119	3,299	3,499	3,739	4,029	4,339	4,719	Contact CS*	

W	D	H	SW	SD	SH	BH	AH	Weight	Cub. Ft.	COM	COL
74	31.25	31.75	66.75	19.125	18.375	14.5	26	155	57	7.5	*

COM is in Yards

\* Contact Customer Service for COL Yardage

# Kascade



## Product Specifications

- > Fully Upholstered Arms or Rigid Thermofoil Arm Caps
- > Metal or Wood Legs standard with adjustable glide
- > Features Clean-out between Seat and Back
- > Kiln-Dried Hardwood Interior Frames
- > Steel Springs in Seat and Back
- > High Density Seat and Back Foam

### To Order, Specify

1. Model Number
2. Textile
3. Finish
4. Options

### Moisture Barrier Options

See Page 9

### Wood Leg Finishes

See Page 9

### Leg Options (Must specify ML or WL when ordering)

- ML Pewter Metal Leg
- WL Wood Leg

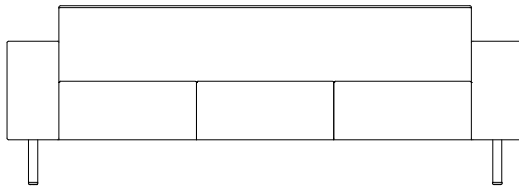
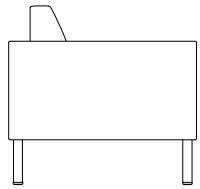
### Power Option:

Power will be installed on front of Left Arm (facing)

- PU1** Power (Add \$179 List upcharge)

### Thermofoil Finishes:

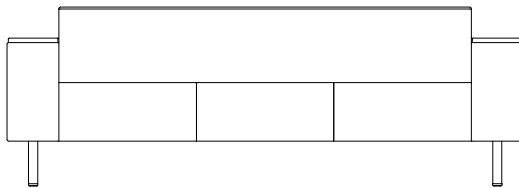
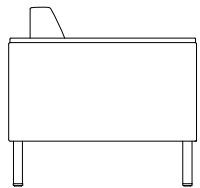
- 042T Black
- 233T Espresso
- 251T Golden Maple
- 310T Aria
- 431T Dark Cherry
- 435T Classic Cherry
- 530T Medium Maple
- 829T Baroque



### Leather Price

#### KAS38F - 3 Seat Lounge Chair 8.5" Arms with Fully Upholstered Arms and 31.25" Depth

COM	2 / COL	3	4	5	6	7	8	9	10	AL	GL
2,869	2,909	2,959	3,059	3,239	3,439	3,679	3,969	4,299	4,659	Contact CS*	
W	D	H	SW	SD	SH	BH	AH	Weight	Cub. Ft.	COM	COL
85	31.25	31.75	66.75	19.125	18.375	14.5	25.25	173	62	8	*



#### KAS38A - 3 Seat Lounge Chair 8.5" Arms with Thermofoil Arm and Back Rail Caps and 31.25" Depth

COM	2 / COL	3	4	5	6	7	8	9	10	AL	GL
2,989	3,029	3,079	3,179	3,359	3,559	3,799	4,089	4,419	4,779	Contact CS*	
W	D	H	SW	SD	SH	BH	AH	Weight	Cub. Ft.	COM	COL
85	31.25	31.75	66.75	19.125	18.375	14.5	26	176	62	8	*

COM is in Yards



# Kody

## Product Specifications

- > Choice of Fully Upholstered Arms, Urethane or Wood Arm Caps
- > Features Passive Flex Back
- > Features Clean-Out between seat and back
- > Wall-saver Leg Design
- > Choice of wood or metal feet

### To Order, Specify

1. Model Number
2. Textile
3. Finish
4. Options

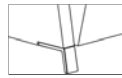
### Wood Arm Cap Finishes

See Page 9

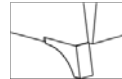
### Moisture Barrier Options

See Page 9

## Feet Options (Must specify MF or WF when ordering)



**MF** Four Brushed Metal Feet with adjustable glides



**WF** Four Wood Feet

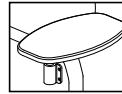
## Power Option

**PU1** Power (Add \$179 List upcharge)

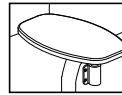
## Power Installation

Power will be installed on outside of Left Arm (facing)

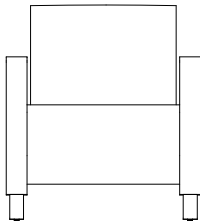


## Tablet Options (Thermofoil Top):



**AMTL** Arm Mounted Tablet Left Side (facing)  
(Add \$379 List upcharge)



**AMTR** Arm Mounted Tablet Right Side (facing)  
(Add \$379 List upcharge)

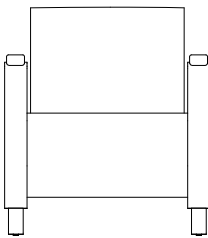



### KOD10F - Lounge Chair with Fully Upholstered Arms

### Leather Price

COM	2 / COL	3	4	5	6	7	8	9	10	AL	GL
1,499	1,519	1,559	1,599	1,689	1,799	1,919	2,079	2,229	2,419	Contact CS*	

W	D	H	SW	SD	SH	BH	AH	Weight	Cub. Ft.	COM	COL
28	28.25	32.75	22	19	17.75	15.75	26.25	76	28	4	*



### KOD10U - Lounge Chair with Urethane Arm Caps

COM	2 / COL	3	4	5	6	7	8	9	10	AL	GL
1,579	1,599	1,639	1,679	1,769	1,879	1,999	2,159	2,309	2,499	Contact CS*	


W	D	H	SW	SD	SH	BH	AH	Weight	Cub. Ft.	COM	COL
28	28.25	32.75	22	19	17.75	15.75	26.5	76	28	4	*

### KOD10W - Lounge Chair with Wood Arm Caps

COM	2 / COL	3	4	5	6	7	8	9	10	AL	GL
1,659	1,679	1,719	1,759	1,849	1,959	2,079	2,239	2,389	2,579	Contact CS*	

W	D	H	SW	SD	SH	BH	AH	Weight	Cub. Ft.	COM	COL
28	28.25	32.75	22	19	17.75	15.75	26.5	76	28	4	*

# Kody



### Product Specifications

- > Choice of Fully Upholstered Arms, Urethane or Wood Arm Caps
- > Features Passive Flex Back
- > Features Clean-Out between seat and back
- > Wall-saver Leg Design
- > Choice of wood or metal feet

### To Order, Specify

1. Model Number
2. Textile
3. Finish
4. Options

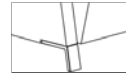
### Wood Arm Cap Finishes

See Page 9

### Moisture Barrier Options

See Page 9

### Feet Options (Must specify MF or WF when ordering)



**MF** Four Brushed Metal Feet with adjustable glides



**WF** Four Wood Feet

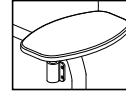
### Power Option

**PU1** Power (Add \$179 List upcharge)

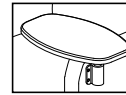
### Power Installation

Power will be installed on outside of Left Arm (facing)

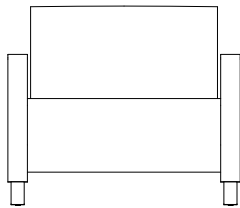

### Tablet Options (Thermofoil Top):



**AMTL** Arm Mounted Tablet Left Side (facing)  
(Add \$379 List upcharge)



**AMTR** Arm Mounted Tablet Right Side (facing)  
(Add \$379 List upcharge)

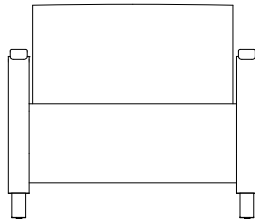



### KOD10BF - Bariatric with Fully Upholstered Arms

### Leather Price

COM	2 / COL	3	4	5	6	7	8	9	10	AL	GL
1,749	1,799	1,839	1,879	1,969	2,069	2,179	2,329	2,469	2,679	Contact CS*	

W	D	H	SW	SD	SH	BH	AH	Weight	Cub. Ft.	COM	COL
34.5	28.25	32.75	29.5	19	17.75	15.75	26.25	100	35	5.5	*



### KOD10BU - Bariatric with Urethane Arm Caps

COM	2 / COL	3	4	5	6	7	8	9	10	AL	GL
1,829	1,879	1,919	1,959	2,049	2,149	2,259	2,409	2,549	2,759	Contact CS*	


W	D	H	SW	SD	SH	BH	AH	Weight	Cub. Ft.	COM	COL
34.5	28.25	32.75	29.5	19	17.75	15.75	26.5	100	35	5.5	*

### KOD10BW - Bariatric with Wood Arm Caps

COM	2 / COL	3	4	5	6	7	8	9	10	AL	GL
1,909	1,959	1,999	2,039	2,129	2,229	2,339	2,489	2,629	2,839	Contact CS*	

W	D	H	SW	SD	SH	BH	AH	Weight	Cub. Ft.	COM	COL
34.5	28.25	32.75	29.5	19	17.75	15.75	26.5	100	35	5.5	*

# Kody



## Product Specifications

- > Choice of Fully Upholstered Arms, Urethane or Wood Arm Caps
- > Features Passive Flex Back
- > Features Clean-Out between seat and back
- > Wall-saver Leg Design
- > Choice of wood or metal feet

## To Order, Specify

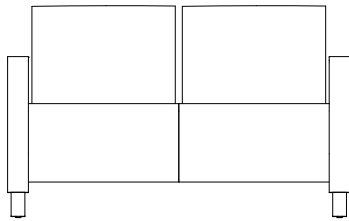

1. Model Number
2. Textile
3. Finish
4. Options

## Wood Arm Cap Finishes

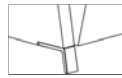
See Page 9

## Moisture Barrier Options

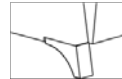
See Page 9



## Feet Options (Must specify MF or WF when ordering)



**MF** Four Brushed Metal Feet with adjustable glides



**WF** Four Wood Feet

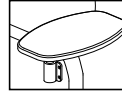
## Power Option

**PU1** Power (Add \$179 List upcharge)

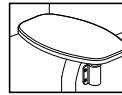
## Power Installation

Power will be installed on outside of Left Arm (facing)

## Tablet Options (Thermofoil Top):



**AMTL** Arm Mounted Tablet Left Side (facing)  
(Add \$379 List upcharge)



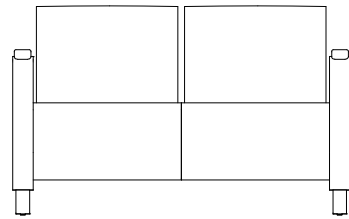

**AMTR** Arm Mounted Tablet Right Side (facing)  
(Add \$379 List upcharge)

## KOD20F - Loveseat with Fully Upholstered Arms

## Leather Price

COM	2 / COL	3	4	5	6	7	8	9	10	AL	GL
2,139	2,189	2,229	2,299	2,429	2,589	2,759	2,989	3,209	3,499	Contact CS*	

W	D	H	SW	SD	SH	BH	AH	Weight	Cub. Ft.	COM	COL
50	28.25	32.75	44	19	17.75	15.75	26.25	120	44	5.5	*



## KOD20U - Loveseat with Urethane Arm Caps

COM	2 / COL	3	4	5	6	7	8	9	10	AL	GL
2,219	2,269	2,309	2,379	2,509	2,669	2,839	3,069	3,289	3,579	Contact CS*	


W	D	H	SW	SD	SH	BH	AH	Weight	Cub. Ft.	COM	COL
50	28.25	32.75	44	19	17.75	15.75	26.5	120	44	5.5	*

## KOD20W - Loveseat with Wood Arm Caps

COM	2 / COL	3	4	5	6	7	8	9	10	AL	GL
2,299	2,349	2,389	2,459	2,589	2,749	2,919	3,149	3,369	3,659	Contact CS*	

W	D	H	SW	SD	SH	BH	AH	Weight	Cub. Ft.	COM	COL
50	28.25	32.75	44	19	17.75	15.75	26.5	120	44	5.5	*

# Kody



### Product Specifications

- > Choice of Fully Upholstered Arms, Urethane or Wood Arm Caps
- > Features Passive Flex Back
- > Features Clean-Out between seat and back
- > Wall-saver Leg Design
- > Choice of wood or metal feet

### To Order, Specify

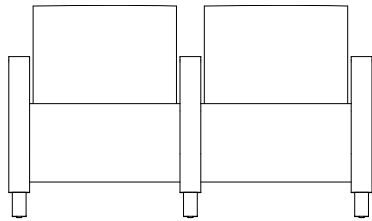

1. Model Number
2. Textile
3. Finish
4. Options

### Wood Arm Cap Finishes

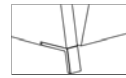
See Page 9

### Moisture Barrier Options

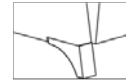
See Page 9



### Feet Options (Must specify MF or WF when ordering)



**MF** Four Brushed Metal Feet with adjustable glides



**WF** Four Wood Feet

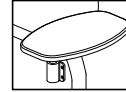
### Power Option

**PU1** Power (Add \$179 List upcharge)

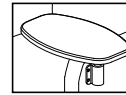
### Power Installation

Power will be installed on outside of Left Arm (facing)

### Tablet Options (Thermofoil Top):



**AMTL** Arm Mounted Tablet Left Side (facing)  
(Add \$379 List upcharge)



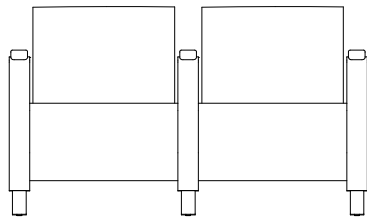

**AMTR** Arm Mounted Tablet Right Side (facing)  
(Add \$379 List upcharge)

### KOD20IF - 2 Seat Lounge with Intervening Arm and Fully Upholstered Arms

### Leather Price

COM	2 / COL	3	4	5	6	7	8	9	10	AL	GL
2,629	2,679	2,729	2,799	2,949	3,139	3,349	3,609	3,859	4,199	Contact CS*	

W	D	H	SW	SD	SH	BH	AH	Weight	Cub. Ft.	COM	COL
51.75	28.25	32.75	22	19	17.75	15.75	26.25	140	44	7	*



### KOD20IU - 2 Seat Lounge with Intervening Arm and Urethane Arm Caps

COM	2 / COL	3	4	5	6	7	8	9	10	AL	GL
2,749	2,799	2,849	2,919	3,069	3,259	3,469	3,729	3,979	4,319	Contact CS*	

W	D	H	SW	SD	SH	BH	AH	Weight	Cub. Ft.	COM	COL
51.75	28.25	32.75	22	19	17.75	15.75	26.5	140	44	7	*


### KOD20IW - 2 Seat Lounge with Intervening Arm and Wood Arm Caps

COM	2 / COL	3	4	5	6	7	8	9	10	AL	GL
2,829	2,919	2,969	3,039	3,189	3,379	3,589	3,849	4,099	4,439	Contact CS*	

W	D	H	SW	SD	SH	BH	AH	Weight	Cub. Ft.	COM	COL
51.75	28.25	32.75	22	19	17.75	15.75	26.5	140	44	7	*



# Kody



## Product Specifications

- > Choice of Fully Upholstered Arms, Urethane or Wood Arm Caps
- > Features Passive Flex Back
- > Features Clean-Out between seat and back
- > Wall-saver Leg Design
- > Choice of wood or metal feet

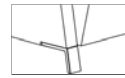
## To Order, Specify

1. Model Number
2. Textile
3. Finish
4. Options

## Thermofoil Table Top Finishes

- |      |                |
|------|----------------|
| 042T | Black          |
| 233T | Espresso       |
| 251T | Golden Maple   |
| 310T | Aria           |
| 431T | Dark Cherry    |
| 435T | Classic Cherry |
| 530T | Medium Maple   |
| 829T | Baroque        |

## Feet Options (Must specify MF or WF when ordering)



**MF** Four Brushed Metal Feet with adjustable glides



**WF** Four Wood Feet

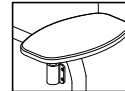
## Power Option

**PU1** Power (Add \$179 List upcharge)

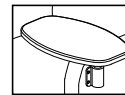
## Power Installation

Power will be installed on outside of Left Arm (facing)

## Tablet Options (Thermofoil Top):



**AMTL** Arm Mounted Tablet Left Side (facing)  
(Add \$379 List upcharge)



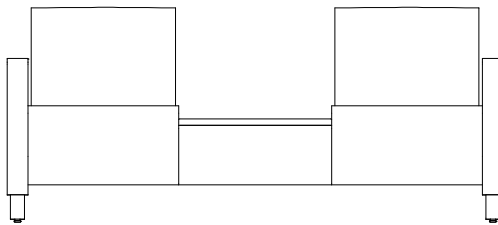

**AMTR** Arm Mounted Tablet Right Side (facing)  
(Add \$379 List upcharge)

## Wood Arm Cap Finishes

See Page 9

## Moisture Barrier Options

See Page 9

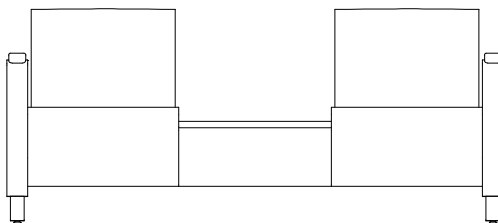



## KOD20TF - 2 Seat Lounge with Intervening Table No Inside Arms and Fully Upholstered Arms

## Leather Price

COM	2 / COL	3	4	5	6	7	8	9	10	AL	GL
2,979	3,019	3,069	3,149	3,329	3,519	3,749	4,029	4,309	4,679	Contact CS*	

W	D	H	SW	SD	SH	BH	AH	Weight	Cub. Ft.	COM	COL
71.75	28.25	32.75	22	19	17.75	15.75	26.25	155	45	6	*



## KOD20TU - 2 Seat Lounge with Intervening Table No Inside Arms and Urethane Arm Caps

COM	2 / COL	3	4	5	6	7	8	9	10	AL	GL
3,199	3,239	3,289	3,369	3,549	3,739	3,969	4,249	4,529	4,899	Contact CS*	

W	D	H	SW	SD	SH	BH	AH	Weight	Cub. Ft.	COM	COL
71.75	28.25	32.75	22	19	17.75	15.75	26.5	155	45	6	*

## KOD20TW - 2 Seat Lounge with Intervening Table No Inside Arms and Wood Arm Caps


COM	2 / COL	3	4	5	6	7	8	9	10	AL	GL
3,339	3,379	3,429	3,509	3,689	3,879	4,109	4,389	4,669	5,039	Contact CS*	

W	D	H	SW	SD	SH	BH	AH	Weight	Cub. Ft.	COM	COL
71.75	28.25	32.75	22	19	17.75	15.75	26.5	155	45	6	*

COM is in Yards

\* Contact Customer Service for COL Yardage

# Kody



## Product Specifications

- > Choice of Fully Upholstered Arms, Urethane or Wood Arm Caps
- > Features Passive Flex Back
- > Features Clean-Out between seat and back
- > Wall-saver Leg Design
- > Choice of wood or metal feet

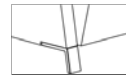
## To Order, Specify

1. Model Number
2. Textile
3. Finish
4. Options

## Thermofoil Table Top Finishes

- |      |                |
|------|----------------|
| 042T | Black          |
| 233T | Espresso       |
| 251T | Golden Maple   |
| 310T | Aria           |
| 431T | Dark Cherry    |
| 435T | Classic Cherry |
| 530T | Medium Maple   |
| 829T | Baroque        |

## Feet Options (Must specify MF or WF when ordering)



**MF** Four Brushed Metal Feet with adjustable glides



**WF** Four Wood Feet

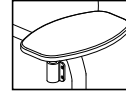
## Power Option

**PU1** Power (Add \$179 List upcharge)

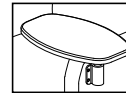
## Power Installation

Power will be installed on outside of Left Arm (facing)

## Tablet Options (Thermofoil Top):



**AMTL** Arm Mounted Tablet Left Side (facing)  
(Add \$379 List upcharge)



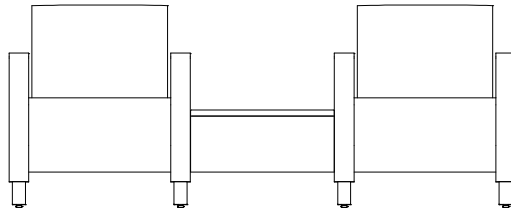

**AMTR** Arm Mounted Tablet Right Side (facing)  
(Add \$379 List upcharge)

## Wood Arm Cap Finishes

See Page 9

## Moisture Barrier Options

See Page 9

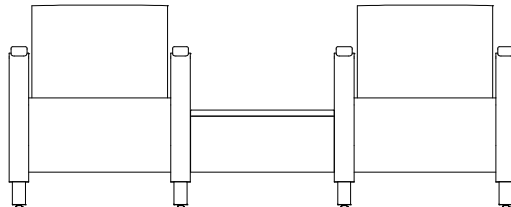



## KOD20ITF - 2 Seat Lounge with Intervening Table and Arms with Fully Upholstered Arms

## Leather Price

COM	2 / COL	3	4	5	6	7	8	9	10	AL	GL
3,389	3,429	3,489	3,579	3,779	3,999	4,259	4,579	4,899	5,319	Contact CS*	

W	D	H	SW	SD	SH	BH	AH	Weight	Cub. Ft.	COM	COL
77.25	28.25	32.75	22	19	17.75	15.75	26.25	180	45	8	*



## KOD20ITU - 2 Seat Lounge with Intervening Table and Arms with Urethane Arm Caps

COM	2 / COL	3	4	5	6	7	8	9	10	AL	GL
3,709	3,749	3,809	3,899	4,099	4,319	4,579	4,899	5,219	4,639	Contact CS*	


W	D	H	SW	SD	SH	BH	AH	Weight	Cub. Ft.	COM	COL
77.25	28.25	32.75	22	19	17.75	15.75	26.5	180	45	8	*

## KOD20ITW - 2 Seat Lounge with Intervening Table and Arms with Wood Arm Caps

COM	2 / COL	3	4	5	6	7	8	9	10	AL	GL
3,869	3,909	3,969	4,059	4,259	4,479	4,739	5,059	5,379	5,799	Contact CS*	

W	D	H	SW	SD	SH	BH	AH	Weight	Cub. Ft.	COM	COL
77.25	28.25	32.75	22	19	17.75	15.75	26.5	180	45	8	*

# Kody



## Product Specifications

- > Choice of Fully Upholstered Arms, Urethane or Wood Arm Caps
- > Features Passive Flex Back
- > Features Clean-Out between seat and back
- > Wall-saver Leg Design
- > Choice of wood or metal feet

## To Order, Specify

1. Model Number
2. Textile
3. Finish
4. Options

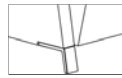
## Wood Arm Cap Finishes

See Page 9

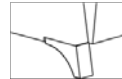
## Moisture Barrier Options

See Page 9

## Feet Options (Must specify MF or WF when ordering)



**MF** Four Brushed Metal Feet with adjustable glides



**WF** Four Wood Feet

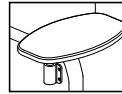
## Power Option

**PU1** Power (Add \$179 List upcharge)

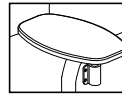
## Power Installation

Power will be installed on outside of Left Arm (facing)

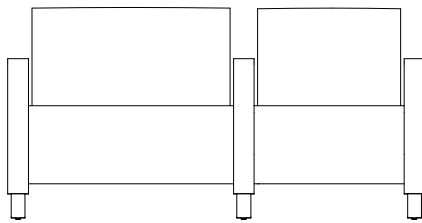

## Tablet Options (Thermofoil Top):



**AMTL** Arm Mounted Tablet Left Side (facing)  
(Add \$379 List upcharge)



**AMTR** Arm Mounted Tablet Right Side (facing)  
(Add \$379 List upcharge)

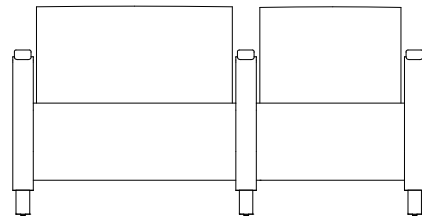



## Leather Price

### KOD20IBLF - 2 Seat Lounge Left Bariatric (facing) with Intervening Arm and Fully Upholstered Arms

COM	2 / COL	3	4	5	6	7	8	9	10	AL	GL
2,919	2,959	3,019	3,079	3,239	3,419	3,619	3,899	4,149	4,449	Contact CS*	

W	D	H	SW	SD	SH	BH	AH	Weight	Cub. Ft.	COM	COL
59.125	28.25	32.75	29.5 / 22	19	17.75	15.75	26.25	150	44	7	*



### KOD20IBLU - 2 Seat Lounge Left Bariatric (facing) with Intervening Arm and Urethane Arm Caps

COM	2 / COL	3	4	5	6	7	8	9	10	AL	GL
3,039	3,079	3,139	3,199	3,359	3,539	3,739	4,019	4,269	4,569	Contact CS*	

W	D	H	SW	SD	SH	BH	AH	Weight	Cub. Ft.	COM	COL
59.125	28.25	32.75	29.5 / 22	19	17.75	15.75	26.5	150	44	7	*

### KOD20IBLW - 2 Seat Lounge Left Bariatric (facing) with Intervening Arm and Wood Arm Caps


COM	2 / COL	3	4	5	6	7	8	9	10	AL	GL
3,159	3,199	3,259	3,319	3,479	3,659	3,859	4,139	4,389	4,689	Contact CS*	

W	D	H	SW	SD	SH	BH	AH	Weight	Cub. Ft.	COM	COL
59.125	28.25	32.75	29.5 / 22	19	17.75	15.75	26.5	150	44	7	*

COM is in Yards

\* Contact Customer Service for COL Yardage

# Kody



### Product Specifications

- > Choice of Fully Upholstered Arms, Urethane or Wood Arm Caps
- > Features Passive Flex Back
- > Features Clean-Out between seat and back
- > Wall-saver Leg Design
- > Choice of wood or metal feet

### To Order, Specify

1. Model Number
2. Textile
3. Finish
4. Options

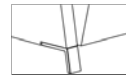
### Wood Arm Cap Finishes

See Page 9

### Moisture Barrier Options

See Page 9

### Feet Options (Must specify MF or WF when ordering)



**MF** Four Brushed Metal Feet with adjustable glides



**WF** Four Wood Feet

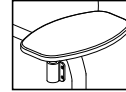
### Power Option

**PU1** Power (Add \$179 List upcharge)

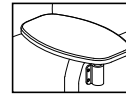
### Power Installation

Power will be installed on outside of Left Arm (facing)

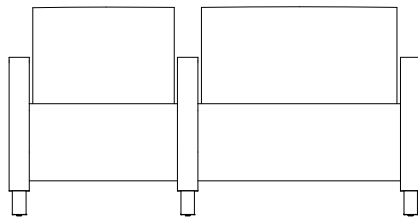

### Tablet Options (Thermofoil Top):



**AMTL** Arm Mounted Tablet Left Side (facing)  
(Add \$379 List upcharge)



**AMTR** Arm Mounted Tablet Right Side (facing)  
(Add \$379 List upcharge)

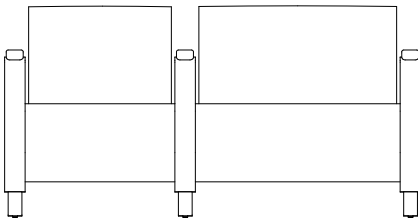



### Leather Price

#### KOD20IBRF - 2 Seat Lounge Right Bariatric (facing) with Intervening Arm and Fully Upholstered Arms

COM	2 / COL	3	4	5	6	7	8	9	10	AL	GL
2,919	2,959	3,019	3,079	3,239	3,419	3,619	3,899	4,149	4,449	Contact CS*	

W	D	H	SW	SD	SH	BH	AH	Weight	Cub. Ft.	COM	COL
59.125	28.25	32.75	22 / 29.5	19	17.75	15.75	26.25	150	44	7	*



#### KOD20IBRU - 2 Seat Lounge Right Bariatric (facing) with Intervening Arm and Urethane Arm Caps

COM	2 / COL	3	4	5	6	7	8	9	10	AL	GL
3,039	3,079	3,139	3,199	3,359	3,539	3,739	4,019	4,269	4,569	Contact CS*	

W	D	H	SW	SD	SH	BH	AH	Weight	Cub. Ft.	COM	COL
59.125	28.25	32.75	22 / 29.5	19	17.75	15.75	26.5	150	44	7	*

#### KOD20IBRW - 2 Seat Lounge Right Bariatric (facing) with Intervening Arm and Wood Arm Caps


COM	2 / COL	3	4	5	6	7	8	9	10	AL	GL
3,159	3,199	3,259	3,319	3,479	3,659	3,859	4,139	4,389	4,689	Contact CS*	

W	D	H	SW	SD	SH	BH	AH	Weight	Cub. Ft.	COM	COL
59.125	28.25	32.75	22 / 29.5	19	17.75	15.75	26.5	150	44	7	*

COM is in Yards

\* Contact Customer Service for COL Yardage

# Kody



## Product Specifications

- > Choice of Fully Upholstered Arms, Urethane or Wood Arm Caps
- > Features Passive Flex Back
- > Features Clean-Out between seat and back
- > Wall-saver Leg Design
- > Choice of wood or metal feet

### To Order, Specify

1. Model Number
2. Textile
3. Finish
4. Options

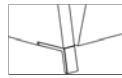
### Wood Arm Cap Finishes

See Page 9

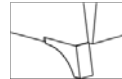
### Moisture Barrier Options

See Page 9

## Feet Options (Must specify MF or WF when ordering)



**MF** Four Brushed Metal Feet with adjustable glides



**WF** Four Wood Feet

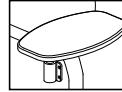
## Power Option

**PU1** Power (Add \$179 List upcharge)

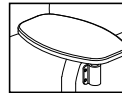
## Power Installation

Power will be installed on outside of Left Arm (facing)

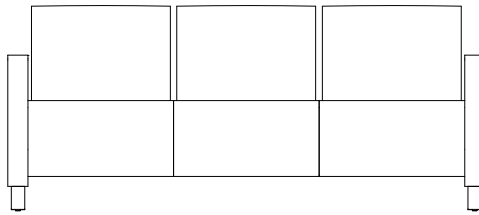

## Tablet Options (Thermofoil Top):



**AMTL** Arm Mounted Tablet Left Side (facing)  
(Add \$379 List upcharge)



**AMTR** Arm Mounted Tablet Right Side (facing)  
(Add \$379 List upcharge)

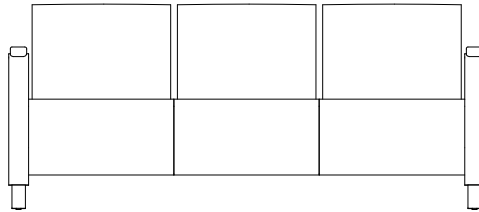



## Leather Price

### KOD30F - Sofa with Fully Upholstered Arms

COM	2 / COL	3	4	5	6	7	8	9	10	AL	GL
2,829	2,869	2,919	3,019	3,199	3,399	3,639	3,929	4,239	4,619	Contact CS*	

W	D	H	SW	SD	SH	BH	AH	Weight	Cub. Ft.	COM	COL
71.25	28.25	32.75	66.5	19	17.75	15.75	26.25	155	45	7	*



### KOD30U - Sofa with Urethane Arm Caps

COM	2 / COL	3	4	5	6	7	8	9	10	AL	GL
2,909	2,949	2,999	3,099	3,279	3,479	3,719	4,009	4,319	4,699	Contact CS*	


W	D	H	SW	SD	SH	BH	AH	Weight	Cub. Ft.	COM	COL
71.25	28.25	32.75	66.5	19	17.75	15.75	26.5	155	45	7	*

### KOD30W - Sofa with Wood Arm Caps

COM	2 / COL	3	4	5	6	7	8	9	10	AL	GL
2,989	3,029	3,079	3,179	3,359	3,559	3,799	4,089	4,399	4,779	Contact CS*	

W	D	H	SW	SD	SH	BH	AH	Weight	Cub. Ft.	COM	COL
71.25	28.25	32.75	66.5	19	17.75	15.75	26.5	155	45	7	*

# Kody



**Product Specifications**

- > Choice of Fully Upholstered Arms, Urethane or Wood Arm Caps
- > Features Passive Flex Back
- > Features Clean-Out between seat and back
- > Wall-saver Leg Design
- > Choice of wood or metal feet

**To Order, Specify**

1. Model Number
2. Textile
3. Finish
4. Options

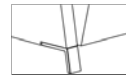
**Wood Arm Cap Finishes**

See Page 9

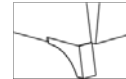
**Moisture Barrier Options**

See Page 9

**Feet Options** (Must specify MF or WF when ordering)



**MF** Four Brushed Metal Feet with adjustable glides



**WF** Four Wood Feet

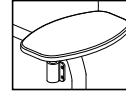
**Power Option**

**PU1** Power (Add \$179 List upcharge)

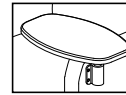
**Power Installation**

Power will be installed on outside of Left Arm (facing)

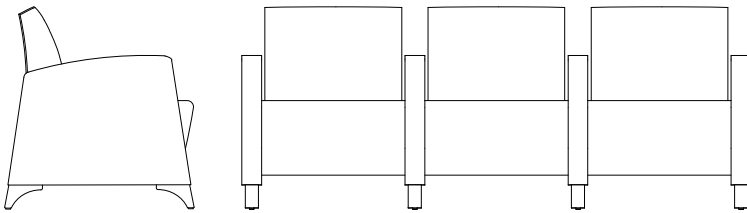
**Tablet Options (Thermofoil Top):**



**AMTL** Arm Mounted Tablet Left Side (facing)  
(Add \$379 List upcharge)



**AMTR** Arm Mounted Tablet Right Side (facing)  
(Add \$379 List upcharge)

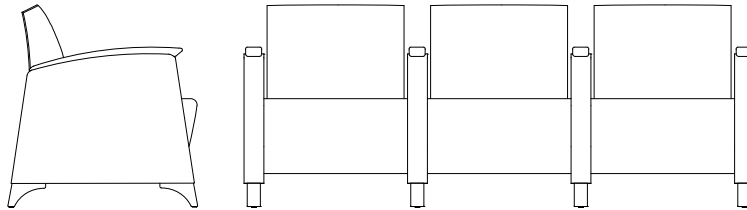


**Leather Price**

**KOD30IF - 3 Seat Lounge with Intervening Arm and Fully Upholstered Arms**

COM	2 / COL	3	4	5	6	7	8	9	10	AL	GL
3,729	3,789	3,859	3,969	4,209	4,469	4,769	5,149	5,529	6,019	Contact CS*	

W	D	H	SW	SD	SH	BH	AH	Weight	Cub. Ft.	COM	COL
76.25	28.25	32.75	22	19	17.75	15.75	26.25	196	45	9	*



**KOD30IU - 3 Seat Lounge with Intervening Arm and Urethane Arm Caps**

COM	2 / COL	3	4	5	6	7	8	9	10	AL	GL
3,889	3,949	4,019	4,129	4,369	4,629	4,929	5,309	5,689	6,179	Contact CS*	


W	D	H	SW	SD	SH	BH	AH	Weight	Cub. Ft.	COM	COL
76.25	28.25	32.75	22	19	17.75	15.75	26.5	196	45	9	*

**KOD30IW - 3 Seat Lounge with Intervening Arm and Wood Arm Caps**

COM	2 / COL	3	4	5	6	7	8	9	10	AL	GL
4,049	4,109	4,179	4,289	4,529	4,789	5,089	5,469	5,849	6,339	Contact CS*	

W	D	H	SW	SD	SH	BH	AH	Weight	Cub. Ft.	COM	COL
76.25	28.25	32.75	22	19	17.75	15.75	26.5	196	45	9	*

# Kody



## Product Specifications

- > Choice of Fully Upholstered Arms, Urethane or Wood Arm Caps
- > Features Passive Flex Back
- > Features Clean-Out between seat and back
- > Wall-saver Leg Design
- > Choice of wood or metal feet

## To Order, Specify

1. Model Number
2. Textile
3. Finish
4. Options

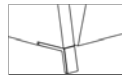
## Wood Arm Cap Finishes

See Page 9

## Moisture Barrier Options

See Page 9

## Feet Options (Must specify MF or WF when ordering)



**MF** Four Brushed Metal Feet with adjustable glides



**WF** Four Wood Feet

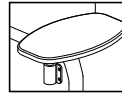
## Power Option

**PU1** Power (Add \$179 List upcharge)

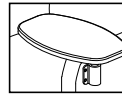
## Power Installation

Power will be installed on outside of Left Arm (facing)

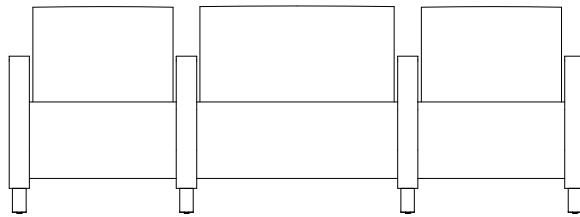

## Tablet Options (Thermofoil Top):



**AMTL** Arm Mounted Tablet Left Side (facing)  
(Add \$379 List upcharge)



**AMTR** Arm Mounted Tablet Right Side (facing)  
(Add \$379 List upcharge)

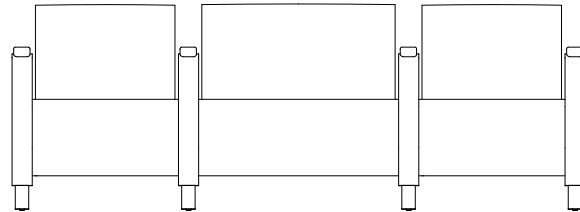



## Leather Price

### KOD30BCF - 3 Seat Lounge Center Bariatric with Intervening Arms and Fully Upholstered Arms

COM	2 / COL	3	4	5	6	7	8	9	10	AL	GL
4,149	4,199	4,269	4,369	4,599	4,849	5,099	5,449	5,799	6,279	Contact CS*	

W	D	H	SW	SD	SH	BH	AH	Weight	Cub. Ft.	COM	COL
84	28.25	32.75	22 / 29.5	19	17.75	15.75	26.25	205	54	10	*



### KOD30BCU - 3 Seat Lounge Center Bariatric with Intervening Arms and Urethane Arm Caps

COM	2 / COL	3	4	5	6	7	8	9	10	AL	GL
4,309	4,359	4,429	4,529	4,759	5,009	5,259	5,609	5,959	6,439	Contact CS*	


W	D	H	SW	SD	SH	BH	AH	Weight	Cub. Ft.	COM	COL
84	28.25	32.75	22 / 29.5	19	17.75	15.75	26.5	205	54	10	*

### KOD30BCW - 3 Seat Lounge Center Bariatric with Intervening Arms and Wood Arm Caps

COM	2 / COL	3	4	5	6	7	8	9	10	AL	GL
4,469	4,519	4,589	4,689	4,919	5,169	5,419	5,769	6,119	6,599	Contact CS*	

W	D	H	SW	SD	SH	BH	AH	Weight	Cub. Ft.	COM	COL
84	28.25	32.75	22 / 29.5	19	17.75	15.75	26.5	205	54	10	*

# Kody



**Product Specifications**

- > Choice of Fully Upholstered Arms, Urethane or Wood Arm Caps
- > Features Passive Flex Back
- > Features Clean-Out between seat and back
- > Wall-saver Leg Design
- > Choice of wood or metal feet

**To Order, Specify**

1. Model Number
2. Textile
3. Finish
4. Options

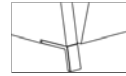
**Wood Arm Cap Finishes**

See Page 9

**Moisture Barrier Options**

See Page 9

**Feet Options** (Must specify MF or WF when ordering)



**MF** Four Brushed Metal Feet with adjustable glides



**WF** Four Wood Feet

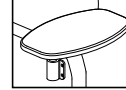
**Power Option**

**PU1** Power (Add \$179 List upcharge)

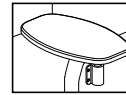
**Power Installation**

Power will be installed on outside of Left Arm (facing)

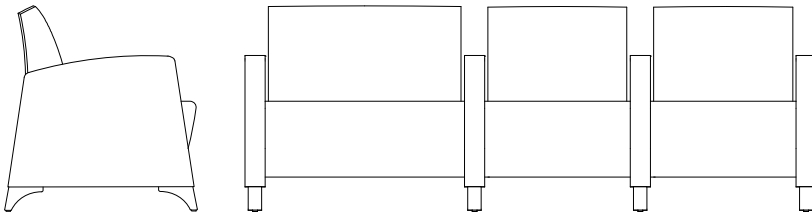
**Tablet Options (Thermofoil Top):**



**AMTL** Arm Mounted Tablet Left Side (facing)  
(Add \$379 List upcharge)



**AMTR** Arm Mounted Tablet Right Side (facing)  
(Add \$379 List upcharge)

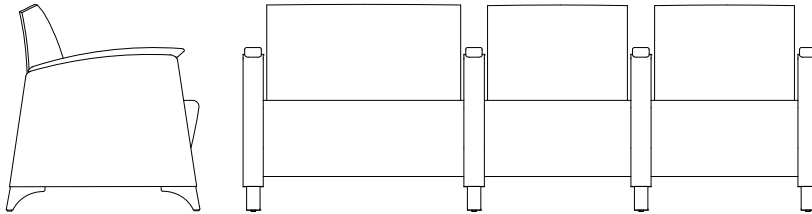


**Leather Price**

**KOD30IBLF - 3 Seat Lounge Left (facing) Bariatric with Intervening Arms and Fully Upholstered Arms**

COM	2 / COL	3	4	5	6	7	8	9	10	AL	GL
4,149	4,199	4,269	4,369	4,599	4,849	5,099	5,449	5,799	6,279	Contact CS*	

W	D	H	SW	SD	SH	BH	AH	Weight	Cub. Ft.	COM	COL
84	28.25	32.75	29.5 / 22	19	17.75	15.75	26.25	205	54	10	*



**KOD30IBLU - 3 Seat Lounge Left (facing) Bariatric with Intervening Arms and Urethane Arm Caps**

COM	2 / COL	3	4	5	6	7	8	9	10	AL	GL
4,309	4,359	4,429	4,529	4,759	5,009	5,259	5,609	5,959	6,439	Contact CS*	

W	D	H	SW	SD	SH	BH	AH	Weight	Cub. Ft.	COM	COL
84	28.25	32.75	29.5 / 22	19	17.75	15.75	26.5	205	54	10	*

**KOD30IBLW - 3 Seat Lounge Left (facing) Bariatric with Intervening Arms and Wood Arm Caps**

COM	2 / COL	3	4	5	6	7	8	9	10	AL	GL
4,469	4,519	4,589	4,689	4,919	5,169	5,419	5,769	6,119	6,599	Contact CS*	


W	D	H	SW	SD	SH	BH	AH	Weight	Cub. Ft.	COM	COL
84	28.25	32.75	29.5 / 22	19	17.75	15.75	26.5	205	54	10	*

COM is in Yards

\* Contact Customer Service for COL Yardage



# Kody



## Product Specifications

- > Choice of Fully Upholstered Arms, Urethane or Wood Arm Caps
- > Features Passive Flex Back
- > Features Clean-Out between seat and back
- > Wall-saver Leg Design
- > Choice of wood or metal feet

## To Order, Specify

1. Model Number
2. Textile
3. Finish
4. Options

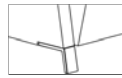
## Wood Arm Cap Finishes

See Page 9

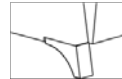
## Moisture Barrier Options

See Page 9

## Feet Options (Must specify MF or WF when ordering)



**MF** Four Brushed Metal Feet with adjustable glides



**WF** Four Wood Feet

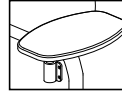
## Power Option

**PU1** Power (Add \$179 List upcharge)

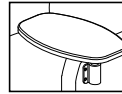
## Power Installation

Power will be installed on outside of Left Arm (facing)

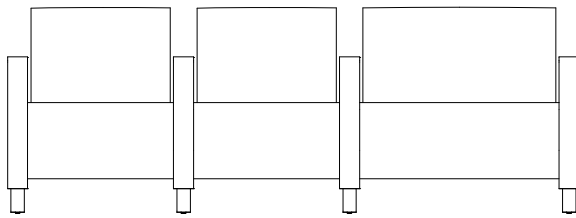

## Tablet Options (Thermofoil Top):



**AMTL** Arm Mounted Tablet Left Side (facing)  
(Add \$379 List upcharge)



**AMTR** Arm Mounted Tablet Right Side (facing)  
(Add \$379 List upcharge)

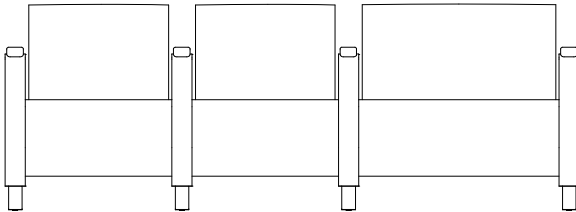



## Leather Price

### KOD30IBRF - 3 Seat Lounge Right (facing) Bariatric with Intervening Arms and Fully Upholstered Arms

COM	2 / COL	3	4	5	6	7	8	9	10	AL	GL
4,149	4,199	4,269	4,639	4,599	4,849	5,099	5,449	5,799	6,279	Contact CS*	

W	D	H	SW	SD	SH	BH	AH	Weight	Cub. Ft.	COM	COL
84	28.25	32.75	22 / 29.5	19	17.75	15.75	26.25	205	54	10	*



### KOD30IBRU - 3 Seat Lounge Right (facing) Bariatric with Intervening Arms and Urethane Arm Caps

COM	2 / COL	3	4	5	6	7	8	9	10	AL	GL
4,309	4,359	4,429	4,529	4,759	5,009	5,259	5,609	5,959	6,439	Contact CS*	

W	D	H	SW	SD	SH	BH	AH	Weight	Cub. Ft.	COM	COL
84	28.25	32.75	22 / 29.5	19	17.75	15.75	26.5	205	54	10	*

### KOD30IBRW - 3 Seat Lounge Right (facing) Bariatric with Intervening Arms and Wood Arm Caps

COM	2 / COL	3	4	5	6	7	8	9	10	AL	GL
4,469	4,519	4,589	4,689	4,919	5,169	5,419	5,769	6,119	6,599	Contact CS*	

W	D	H	SW	SD	SH	BH	AH	Weight	Cub. Ft.	COM	COL
84	28.25	32.75	22 / 29.5	19	17.75	15.75	26.5	205	54	10	*



# Koncert Lounge Seating



### Product Specifications

- > Choice of Urethane or Wood arm caps
- > Features Passive Flex Back
- > Features Clean-Out between seat and back
- > Wall-saver Leg Design
- > Pewter Metal Frame Finish
- > Standard with adjustable glides

### To Order, Specify

1. Model Number
2. Textile
3. Finish
4. Options

### Wood Arm Cap Finishes

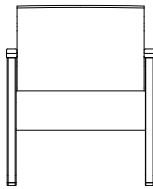
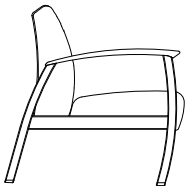
See Page 9

### Moisture Barrier Options

See Page 9

### Powder Coat Finish Options

Standard color is 540 Pewter. For other metal powder coat finishes there is a minimum order quantity of 50 units per color for an upcharge of \$60 list per single chair/table.



### KOL10U - Lounge Chair with Urethane Arm Caps

### Leather Price

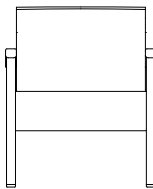
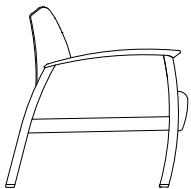
COM	2 / COL	3	4	5	6	7	8	9	10	AL	GL
1,399	1,419	1,439	1,459	1,499	1,549	1,599	1,669	1,749	1,849	Contact CS*	

W	D	H	SW	SD	SH	BH	AH	Weight	Cub. Ft.	COM	COL
25.75	32	33	22	19	18	15	25.5	62	18	2	*

### KOL10W - Lounge Chair with Wood Arm Caps

COM	2 / COL	3	4	5	6	7	8	9	10	AL	GL
1,399	1,419	1,439	1,459	1,499	1,549	1,599	1,669	1,749	1,849	Contact CS*	

W	D	H	SW	SD	SH	BH	AH	Weight	Cub. Ft.	COM	COL
25.75	32	33	22	19	18	15	25.5	62	18	2	*



### KOL10PU - Lounge Chair with Upholstered Panel Inserts and Urethane Arm Caps

COM	2 / COL	3	4	5	6	7	8	9	10	AL	GL
1,569	1,639	1,679	1,719	1,779	1,849	1,919	2,039	2,219	2,369	Contact CS*	

W	D	H	SW	SD	SH	BH	AH	Weight	Cub. Ft.	COM	COL
25.75	32	33	22	19	18	15	25.5	62	18	2.5	*

### KOL10PW - Lounge Chair with Upholstered Panel Inserts and Wood Arm Caps

COM	2 / COL	3	4	5	6	7	8	9	10	AL	GL
1,569	1,639	1,679	1,719	1,779	1,849	1,919	2,039	2,219	2,369	Contact CS*	

W	D	H	SW	SD	SH	BH	AH	Weight	Cub. Ft.	COM	COL
25.75	32	33	22	19	18	15	25.5	62	18	2.5	*

# Koncert Lounge Seating



### Product Specifications

- > Choice of Urethane or Wood arm caps
- > Features Passive Flex Back
- > Features Clean-Out between seat and back
- > Wall-saver Leg Design
- > Pewter Metal Frame Finish
- > Standard with adjustable glides

### Wood Arm Cap Finishes

See Page 9

### Moisture Barrier Options

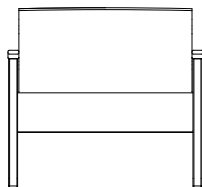
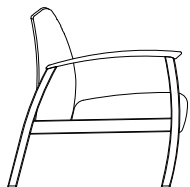
See Page 9

### Powder Coat Finish Options

Standard color is 540 Pewter. For other metal powder coat finishes there is a minimum order quantity of 50 units per color for an upcharge of \$60 list per single chair/table.

### To Order, Specify

1. Model Number
2. Textile
3. Finish
4. Options



#### KOL10BU - Bariatric Lounge Chair with Urethane Arm Caps

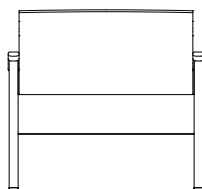
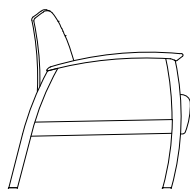
COM	2 / COL	3	4	5	6	7	8	9	10	AL	GL
1,549	1,559	1,579	1,599	1,659	1,729	1,799	1,899	1,999	2,099	Contact CS*	

W	D	H	SW	SD	SH	BH	AH	Weight	Cub. Ft.	COM	COL
33.5	32	33	29.5	19	18	15	25.5	76	28	3	*

#### KOL10BW - Bariatric Lounge Chair with Wood Arm Caps

COM	2 / COL	3	4	5	6	7	8	9	10	AL	GL
1,549	1,559	1,579	1,599	1,659	1,729	1,799	1,899	1,999	2,099	Contact CS*	

W	D	H	SW	SD	SH	BH	AH	Weight	Cub. Ft.	COM	COL
33.5	32	33	29.5	19	18	15	25.5	76	28	3	*



#### KOL10BPU - Bariatric Lounge Chair with Upholstered Panel Inserts and Urethane Arm Caps

COM	2 / COL	3	4	5	6	7	8	9	10	AL	GL
1,719	1,779	1,819	1,859	1,939	2,029	2,119	2,269	2,469	2,619	Contact CS*	

W	D	H	SW	SD	SH	BH	AH	Weight	Cub. Ft.	COM	COL
33.5	32	33	29.5	19	18	15	25.5	76	28	3.5	*

#### KOL10BPW - Bariatric Lounge Chair with Upholstered Panel Inserts and Wood Arm Caps

COM	2 / COL	3	4	5	6	7	8	9	10	AL	GL
1,719	1,779	1,819	1,859	1,939	2,029	2,119	2,269	2,469	2,619	Contact CS*	

W	D	H	SW	SD	SH	BH	AH	Weight	Cub. Ft.	COM	COL
33.5	32	33	29.5	19	18	15	25.5	76	28	3.5	*

COM is in Yards

\* Contact Customer Service for COL Yardage

# Koncert Lounge Seating



### Product Specifications

- > Choice of Urethane or Wood arm caps
- > Features Passive Flex Back
- > Features Clean-Out between seat and back
- > Wall-saver Leg Design
- > Pewter Metal Frame Finish
- > Standard with adjustable glides

### To Order, Specify

1. Model Number
2. Textile
3. Finish
4. Options

### Wood Arm Cap Finishes

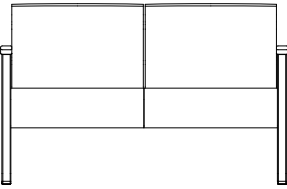
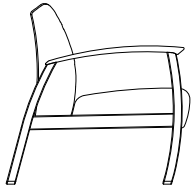
See Page 9

### Moisture Barrier Options

See Page 9

### Powder Coat Finish Options

Standard color is 540 Pewter. For other metal powder coat finishes there is a minimum order quantity of 50 units per color for an upcharge of \$60 list per single chair/table.



### KOL20U - 2 Seat Lounge Chair with Urethane Arm Caps

### Leather Price

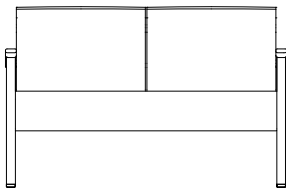
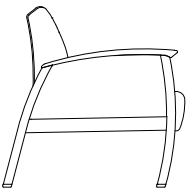
COM	2 / COL	3	4	5	6	7	8	9	10	AL	GL
2,039	2,049	2,069	2,099	2,179	2,259	2,349	2,479	2,579	2,749	Contact CS*	

W	D	H	SW	SD	SH	BH	AH	Weight	Cub. Ft.	COM	COL
48.25	32	33	44.25	19	18	15	25.5	100	35	3.5	*

### KOL20W - 2 Seat Lounge Chair with Wood Arm Caps

COM	2 / COL	3	4	5	6	7	8	9	10	AL	GL
2,039	2,049	2,069	2,099	2,179	2,259	2,349	2,479	2,579	2,749	Contact CS*	

W	D	H	SW	SD	SH	BH	AH	Weight	Cub. Ft.	COM	COL
48.25	32	33	44.25	19	18	15	25.5	100	35	3.5	*



### KOL20PU - 2 Seat Lounge Chair with Upholstered Panel Inserts and Urethane Arm Caps

COM	2 / COL	3	4	5	6	7	8	9	10	AL	GL
2,209	2,269	2,309	2,359	2,459	2,559	2,669	2,849	3,049	3,269	Contact CS*	

W	D	H	SW	SD	SH	BH	AH	Weight	Cub. Ft.	COM	COL
48.25	32	33	44.25	19	18	15	25.5	100	35	4	*

### KOL20PW - 2 Seat Lounge Chair with Upholstered Panel Inserts and Wood Arm Caps

COM	2 / COL	3	4	5	6	7	8	9	10	AL	GL
2,209	2,269	2,309	2,359	2,459	2,559	2,669	2,849	3,049	3,269	Contact CS*	

W	D	H	SW	SD	SH	BH	AH	Weight	Cub. Ft.	COM	COL
48.25	32	33	44.25	19	18	15	25.5	100	35	4	*

# Koncert Lounge Seating



### Product Specifications

- > Choice of Urethane or Wood arm caps
- > Features Passive Flex Back
- > Features Clean-Out between seat and back
- > Wall-saver Leg Design
- > Pewter Metal Frame Finish
- > Standard with adjustable glides

### To Order, Specify

1. Model Number
2. Textile
3. Finish
4. Options

### Wood Arm Cap Finishes

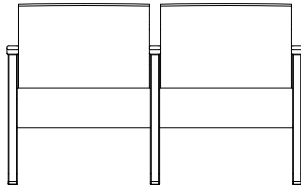
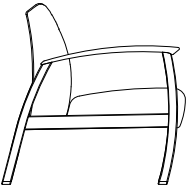
See Page 9

### Moisture Barrier Options

See Page 9

### Powder Coat Finish Options

Standard color is 540 Pewter. For other metal powder coat finishes there is a minimum order quantity of 50 units per color for an upcharge of \$60 list per single chair/table.



### KOL20IU - 2-Seat Lounge Chair with Intervening Arm and Urethane Arm Caps

### Leather Price

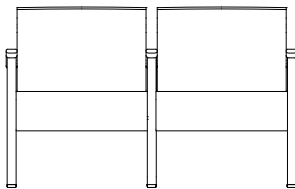

COM	2 / COL	3	4	5	6	7	8	9	10	AL	GL
2,599	2,619	2,649	2,699	2,819	2,949	3,099	3,279	3,499	3,699	Contact CS*	

W	D	H	SW	SD	SH	BH	AH	Weight	Cub. Ft.	COM	COL
49.5	32	33	22	19	18	15	25.5	112	35	3.5	*

### KOL20IW - 2-Seat Lounge Chair with Intervening Arm and Wood Arm Caps

COM	2 / COL	3	4	5	6	7	8	9	10	AL	GL
2,599	2,619	2,649	2,699	2,819	2,949	3,099	3,279	3,499	3,699	Contact CS*	

W	D	H	SW	SD	SH	BH	AH	Weight	Cub. Ft.	COM	COL
49.5	32	33	22	19	18	15	25.5	112	35	3.5	*



### KOL20IPU - 2-Seat Lounge Chair with Upholstered Panel Inserts and Urethane Arm Caps

COM	2 / COL	3	4	5	6	7	8	9	10	AL	GL
2,849	2,949	3,009	3,089	3,239	3,399	3,579	3,829	4,199	4,479	Contact CS*	

W	D	H	SW	SD	SH	BH	AH	Weight	Cub. Ft.	COM	COL
49.5	32	33	22	19	18	15	25.5	112	35	4.5	*

### KOL20IPW - 2-Seat Lounge Chair with Upholstered Panel Inserts and Wood Arm Caps

COM	2 / COL	3	4	5	6	7	8	9	10	AL	GL
2,849	2,949	3,009	3,089	3,239	3,399	3,579	3,829	4,199	4,739	Contact CS*	

W	D	H	SW	SD	SH	BH	AH	Weight	Cub. Ft.	COM	COL
49.5	32	33	22	19	18	15	25.5	112	35	4.5	*

# Koncert Lounge Seating



### Product Specifications

- > Choice of Urethane or Wood arm caps
- > Features Passive Flex Back
- > Features Clean-Out between seat and back
- > Wall-saver Leg Design
- > Pewter Metal Frame Finish
- > Standard with adjustable glides

### To Order, Specify

1. Model Number
2. Textile
3. Finish
4. Options

### Wood Arm Cap Finishes

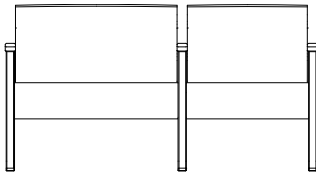
See Page 9

### Moisture Barrier Options

See Page 9

### Powder Coat Finish Options

Standard color is 540 Pewter. For other metal powder coat finishes there is a minimum order quantity of 50 units per color for an upcharge of \$60 list per single chair/table.



### Leather Price

#### KOL20IBLU - 2 Seat 29.5" Left Bariatric (facing) Lounge Chair with Intervening Arm and Urethane Arm Caps

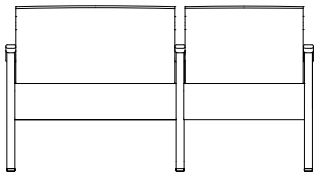
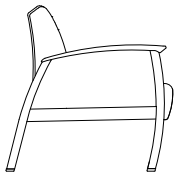
COM	2 / COL	3	4	5	6	7	8	9	10	AL	GL
2,549	2,569	2,599	2,639	2,729	2,819	2,929	3,069	3,219	3,399	Contact CS*	

W	D	H	SW	SD	SH	BH	AH	Weight	Cub. Ft.	COM	COL
57.25	32	33	29.5	19	18	15	25.5	123	44	4	*

#### KOL20IBLW - 2 Seat 29.5" Left Bariatric (facing) Lounge Chair with Intervening Arm and Wood Arm Caps

COM	2 / COL	3	4	5	6	7	8	9	10	AL	GL
2,549	2,569	2,599	2,639	2,729	2,819	2,929	3,069	3,219	3,399	Contact CS*	

W	D	H	SW	SD	SH	BH	AH	Weight	Cub. Ft.	COM	COL
57.25	32	33	29.5	19	18	15	25.5	123	44	4	*



#### KOL20IBLPW - 2 Seat 29.5" Left Bariatric (facing) Lounge Chair w/Upholstered Panel Inserts and Urethane Arm Caps

COM	2 / COL	3	4	5	6	7	8	9	10	AL	GL
2,799	2,899	2,959	3,029	3,149	3,269	3,409	3,619	3,919	4,179	Contact CS*	

W	D	H	SW	SD	SH	BH	AH	Weight	Cub. Ft.	COM	COL
57.25	32	33	29.5	19	18	15	25.5	123	44	5	*

#### KOL20IBLPW - 2 Seat 29.5" Left Bariatric (facing) Lounge Chair w/Upholstered Panel Inserts and Wood Arm Caps

COM	2 / COL	3	4	5	6	7	8	9	10	AL	GL
2,799	2,899	2,959	3,029	3,149	3,269	3,409	3,619	3,919	4,179	Contact CS*	

W	D	H	SW	SD	SH	BH	AH	Weight	Cub. Ft.	COM	COL
57.25	32	33	29.5	19	18	15	25.5	123	44	5	*

# Koncert Lounge Seating



### Product Specifications

- > Choice of Urethane or Wood arm caps
- > Features Passive Flex Back
- > Features Clean-Out between seat and back
- > Wall-saver Leg Design
- > Pewter Metal Frame Finish
- > Standard with adjustable glides

### To Order, Specify

1. Model Number
2. Textile
3. Finish
4. Options

### Wood Arm Cap Finishes

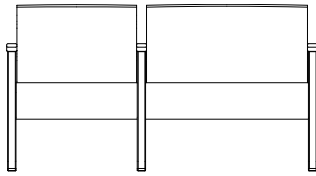
See Page 9

### Moisture Barrier Options

See Page 9

### Powder Coat Finish Options

Standard color is 540 Pewter. For other metal powder coat finishes there is a minimum order quantity of 50 units per color for an upcharge of \$60 list per single chair/table.



### KOL20IBRU - 2 Seat 29.5" Right Bariatric (facing) Lounge Chair with Intervening Arm and Urethane Arm Caps

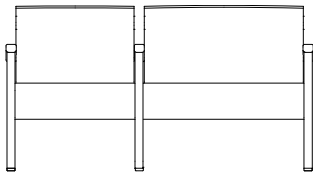

COM	2 / COL	3	4	5	6	7	8	9	10	AL	GL
2,549	2,569	2,599	2,639	2,729	2,819	2,929	3,069	3,219	3,399	Contact CS*	

W	D	H	SW	SD	SH	BH	AH	Weight	Cub. Ft.	COM	COL
57.25	32	33	29.5	19	18	15	25.5	123	44	4	*

### KOL20IBRW - 2 Seat 29.5" Right Bariatric (facing) Lounge Chair with Intervening Arm and Wood Arm Caps

COM	2 / COL	3	4	5	6	7	8	9	10	AL	GL
2,549	2,569	2,599	2,639	2,729	2,819	2,929	3,069	3,219	3,399	Contact CS*	

W	D	H	SW	SD	SH	BH	AH	Weight	Cub. Ft.	COM	COL
57.25	32	33	29.5	19	18	15	25.5	123	44	4	*



### KOL20IBRPU - 2 Seat 29.5" Right Bariatric (facing) Lounge Chair w/Upholstered Panel Inserts and Urethane Arm Caps

COM	2 / COL	3	4	5	6	7	8	9	10	AL	GL
2,799	2,899	2,959	3,029	3,149	3,269	3,409	3,619	3,919	4,179	Contact CS*	

W	D	H	SW	SD	SH	BH	AH	Weight	Cub. Ft.	COM	COL
57.25	32	33	29.5	19	18	15	25.5	123	44	5	*

### KOL20IBRPW - 2 Seat 29.5" Right Bariatric (facing) Lounge Chair w/Upholstered Panel Inserts and Wood Arm Caps

COM	2 / COL	3	4	5	6	7	8	9	10	AL	GL
2,799	2,899	2,959	3,029	3,149	3,269	3,409	3,619	3,919	4,179	Contact CS*	

W	D	H	SW	SD	SH	BH	AH	Weight	Cub. Ft.	COM	COL
57.25	32	33	29.5	19	18	15	25.5	123	44	5	*



# Koncert Lounge Seating



### Product Specifications

- > Choice of Urethane or Wood arm caps
- > Features Passive Flex Back
- > Features Clean-Out between seat and back
- > Wall-saver Leg Design
- > Pewter Metal Frame Finish
- > Standard with adjustable glides

### To Order, Specify

1. Model Number
2. Textile
3. Finish
4. Options

### Wood Arm Cap Finishes

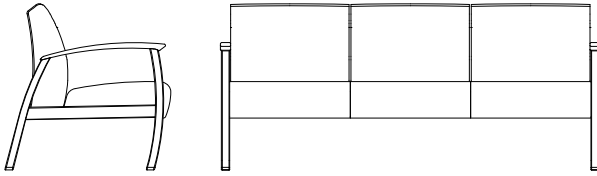
See Page 9

### Moisture Barrier Options

See Page 9

### Powder Coat Finish Options

Standard color is 540 Pewter. For other metal powder coat finishes there is a minimum order quantity of 50 units per color for an upcharge of \$60 list per single chair/table.



### KOL30U - 3 Seat Lounge Chair with Urethane Arm Caps

Leather Price

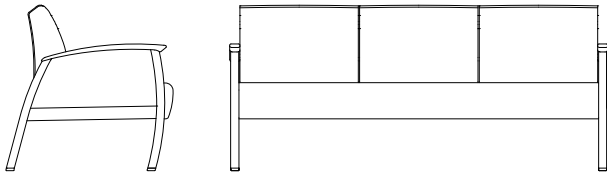
COM	2 / COL	3	4	5	6	7	8	9	10	AL	GL
2,599	2,619	2,659	2,699	2,819	2,949	3,099	3,299	3,499	3,699	Contact CS*	

W	D	H	SW	SD	SH	BH	AH	Weight	Cub. Ft.	COM	COL
70	32	33	66.25	19	18	15	25.5	133	45	5.5	*

### KOL30W - 3 Seat Lounge Chair with Wood Arm Caps

COM	2 / COL	3	4	5	6	7	8	9	10	AL	GL
2,599	2,619	2,659	2,699	2,819	2,949	3,099	3,299	3,499	3,699	Contact CS*	

W	D	H	SW	SD	SH	BH	AH	Weight	Cub. Ft.	COM	COL
70	32	33	66.25	19	18	15	25.5	133	45	5.5	*



### KOL30PU - 3 Seat Lounge Chair with Upholstered Panel Inserts and Urethane Arm Caps

COM	2 / COL	3	4	5	6	7	8	9	10	AL	GL
2,769	2,839	2,899	2,959	3,099	3,249	3,419	3,669	3,969	4,219	Contact CS*	

W	D	H	SW	SD	SH	BH	AH	Weight	Cub. Ft.	COM	COL
70	32	33	66.25	19	18	15	25.5	133	45	6	*

### KOL30PW - 3 Seat Lounge Chair with Upholstered Panel Inserts and Wood Arm Caps

COM	2 / COL	3	4	5	6	7	8	9	10	AL	GL
2,769	2,839	2,899	2,959	3,099	3,249	3,419	3,669	3,969	4,219	Contact CS*	

W	D	H	SW	SD	SH	BH	AH	Weight	Cub. Ft.	COM	COL
70	32	33	66.25	19	18	15	25.5	133	45	6	*

# Koncert Lounge Seating



### Product Specifications

- > Choice of Urethane or Wood arm caps
- > Features Passive Flex Back
- > Features Clean-Out between seat and back
- > Wall-saver Leg Design
- > Pewter Metal Frame Finish
- > Standard with adjustable glides

### To Order, Specify

1. Model Number
2. Textile
3. Finish
4. Options

### Wood Arm Cap Finishes

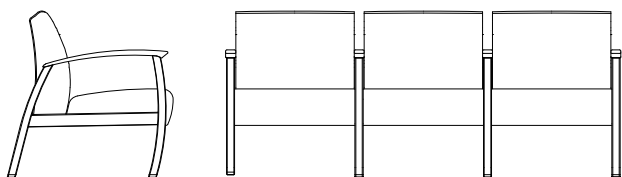
See Page 9

### Moisture Barrier Options

See Page 9

### Powder Coat Finish Options

Standard color is 540 Pewter. For other metal powder coat finishes there is a minimum order quantity of 50 units per color for an upcharge of \$60 list per single chair/table.



**KOL30IU - 3 Seat Lounge Chair with Intervening Arms and Urethane Arm Caps**

**Leather Price**

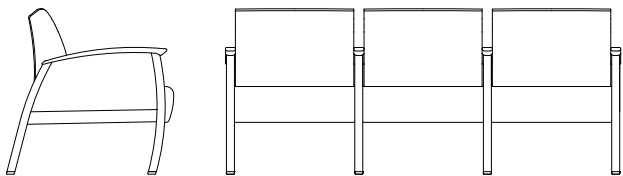
COM	2 / COL	3	4	5	6	7	8	9	10	AL	GL
3,499	3,539	3,579	3,649	3,769	3,919	4,079	4,299	4,499	4,779	Contact CS*	

W	D	H	SW	SD	SH	BH	AH	Weight	Cub. Ft.	COM	COL
73.5	32	33	22	19	18	15	25.5	158	45	5.5	*

**KOL30IW - 3 Seat Lounge Chair with Intervening Arms and Wood Arm Caps**

COM	2 / COL	3	4	5	6	7	8	9	10	AL	GL
3,499	3,539	3,579	3,649	3,769	3,919	4,079	4,299	4,499	4,779	Contact CS*	

W	D	H	SW	SD	SH	BH	AH	Weight	Cub. Ft.	COM	COL
73.5	32	33	22	19	18	15	25.5	158	45	5.5	*



**KOL30IPU - 3 Seat Lounge Chair with Upholstered Panel Insert Intervening Arm and Urethane Arm Caps**

COM	2 / COL	3	4	5	6	7	8	9	10	AL	GL
3,839	3,979	4,059	4,169	4,329	4,519	4,719	5,039	5,439	5,819	Contact CS*	

W	D	H	SW	SD	SH	BH	AH	Weight	Cub. Ft.	COM	COL
73.5	32	33	22	19	18	15	25.5	158	45	6.5	*

**KOL30IPW - 3 Seat Lounge Chair with Upholstered Panel Insert Intervening Arm and Wood Arm Caps**

COM	2 / COL	3	4	5	6	7	8	9	10	AL	GL
3,839	3,979	4,059	4,169	4,329	4,519	4,719	5,039	5,439	5,819	Contact CS*	

W	D	H	SW	SD	SH	BH	AH	Weight	Cub. Ft.	COM	COL
73.5	32	33	22	19	18	15	25.5	158	45	6.5	*

COM is in Yards

\* Contact Customer Service for COL Yardage

# Koncert Lounge Seating



### Product Specifications

- > Choice of Urethane or Wood arm caps
- > Features Passive Flex Back
- > Features Clean-Out between seat and back
- > Wall-saver Leg Design
- > Pewter Metal Frame Finish
- > Standard with adjustable glides

### To Order, Specify

1. Model Number
2. Textile
3. Finish
4. Options

### Wood Arm Cap Finishes

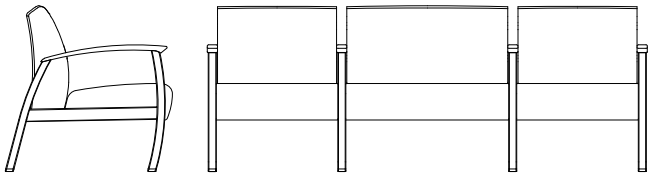
See Page 9

### Moisture Barrier Options

See Page 9

### Powder Coat Finish Options

Standard color is 540 Pewter. For other metal powder coat finishes there is a minimum order quantity of 50 units per color for an upcharge of \$60 list per single chair/table.



### Leather Price

#### KOL30BCU - 3 Seat 29.5" Center Bariatric Lounge Chair with Intervening Arms and Urethane Arm Caps

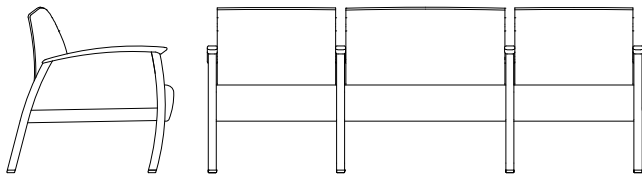
COM	2 / COL	3	4	5	6	7	8	9	10	AL	GL
3,379	3,419	3,449	3,529	3,649	3,779	3,949	4,149	4,349	4,619	Contact CS*	

W	D	H	SW	SD	SH	BH	AH	Weight	Cub. Ft.	COM	COL
78.25	32	33	29.5	19	18	15	25.5	153	59	5.5	*

#### KOL30BCW - 3 Seat 29.5" Center Bariatric Lounge Chair with Intervening Arms and Wood Arm Caps

COM	2 / COL	3	4	5	6	7	8	9	10	AL	GL
3,379	3,419	3,449	3,529	3,649	3,779	3,949	4,149	4,349	4,619	Contact CS*	

W	D	H	SW	SD	SH	BH	AH	Weight	Cub. Ft.	COM	COL
78.25	32	33	29.5	19	18	15	25.5	153	59	5.5	*



#### KOL30BCPU - 3 Seat 29.5" Center Bariatric Lounge w/Up. Panel Insert Intervening Arms and Urethane Arm Caps

COM	2 / COL	3	4	5	6	7	8	9	10	AL	GL
3,719	3,859	3,929	4,049	4,209	4,379	4,589	4,889	5,289	5,659	Contact CS*	

W	D	H	SW	SD	SH	BH	AH	Weight	Cub. Ft.	COM	COL
78.25	32	33	29.5	19	18	15	25.5	153	59	6.5	*

#### KOL30BCPW - 3 Seat 29.5" Center Bariatric Lounge w/Up. Panel Insert Intervening Arms and Wood Arm Caps

COM	2 / COL	3	4	5	6	7	8	9	10	AL	GL
3,719	3,859	3,929	4,049	4,209	4,379	4,589	4,889	5,289	5,659	Contact CS*	

W	D	H	SW	SD	SH	BH	AH	Weight	Cub. Ft.	COM	COL
78.25	32	33	29.5	19	18	15	25.5	153	59	6.5	*

# Koncert Lounge Seating



### Product Specifications

- > Choice of Urethane or Wood arm caps
- > Features Passive Flex Back
- > Features Clean-Out between seat and back
- > Wall-saver Leg Design
- > Pewter Metal Frame Finish
- > Standard with adjustable glides

### To Order, Specify

1. Model Number
2. Textile
3. Finish
4. Options

### Wood Arm Cap Finishes

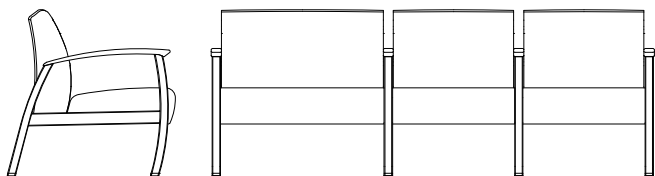
See Page 9

### Moisture Barrier Options

See Page 9

### Powder Coat Finish Options

Standard color is 540 Pewter. For other metal powder coat finishes there is a minimum order quantity of 50 units per color for an upcharge of \$60 list per single chair/table.



### Leather Price

#### KOL30IBLU - 3 Seat 29.5" Left (facing) Bariatric Lounge Chair with Intervening Arms and Urethane Arm Caps

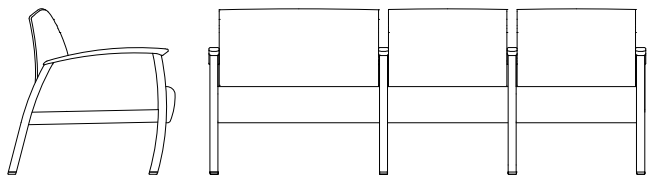
COM	2 / COL	3	4	5	6	7	8	9	10	AL	GL
3,379	3,419	3,449	3,529	3,649	3,779	3,949	4,149	4,349	4,619	Contact CS*	

W	D	H	SW	SD	SH	BH	AH	Weight	Cub. Ft.	COM	COL
78.25	32	33	29.5	19	18	15	25.5	153	59	5.5	*

#### KOL30IBLW - 3 Seat 29.5" Left (facing) Bariatric Lounge Chair with Intervening Arms and Wood Arm Caps

COM	2 / COL	3	4	5	6	7	8	9	10	AL	GL
3,379	3,419	3,449	3,529	3,649	3,779	3,949	4,149	4,349	4,619	Contact CS*	

W	D	H	SW	SD	SH	BH	AH	Weight	Cub. Ft.	COM	COL
78.25	32	33	29.5	19	18	15	25.5	153	59	5.5	*



#### KOL30IBLPU - 3 Seat 29.5" Left (facing) Bariatric Lounge w/Uph. Panel Insert Intervening Arms and Urethane Arm Caps

COM	2 / COL	3	4	5	6	7	8	9	10	AL	GL
3,719	3,859	3,929	4,049	4,209	4,379	4,589	4,889	5,289	5,659	Contact CS*	

W	D	H	SW	SD	SH	BH	AH	Weight	Cub. Ft.	COM	COL
78.25	32	33	29.5	19	18	15	25.5	153	59	6.5	*

#### KOL30IBLPW - 3 Seat 29.5" Left (facing) Bariatric Lounge w/Uph. Panel Insert Intervening Arms and Wood Arm Caps

COM	2 / COL	3	4	5	6	7	8	9	10	AL	GL
3,719	3,859	3,929	4,049	4,209	4,379	4,589	4,889	5,289	5,659	Contact CS*	

W	D	H	SW	SD	SH	BH	AH	Weight	Cub. Ft.	COM	COL
78.25	32	33	29.5	19	18	15	25.5	153	59	6.5	*

COM is in Yards

\* Contact Customer Service for COL Yardage

# Koncert Lounge Seating



### Product Specifications

- > Choice of Urethane or Wood arm caps
- > Features Passive Flex Back
- > Features Clean-Out between seat and back
- > Wall-saver Leg Design
- > Pewter Metal Frame Finish
- > Standard with adjustable glides

### To Order, Specify

1. Model Number
2. Textile
3. Finish
4. Options

### Wood Arm Cap Finishes

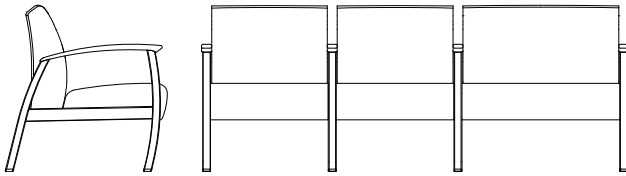
See Page 9

### Moisture Barrier Options

See Page 9

### Powder Coat Finish Options

Standard color is 540 Pewter. For other metal powder coat finishes there is a minimum order quantity of 50 units per color for an upcharge of \$60 list per single chair/table.



### Leather Price

#### KOL30IBRU - 3 Seat 29.5" Right (facing) Bariatric Lounge Chair with Intervening Arms and Urethane Arm Caps

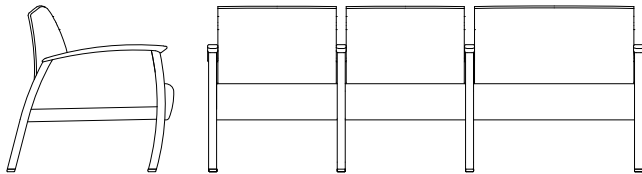
COM	2 / COL	3	4	5	6	7	8	9	10	AL	GL
3,379	3,419	3,449	3,529	3,649	3,779	3,949	4,149	4,349	4,619	Contact CS*	

W	D	H	SW	SD	SH	BH	AH	Weight	Cub. Ft.	COM	COL
78.25	32	33	29.5	19	18	15	25.5	153	59	5.5	*

#### KOL30IBRW - 3 Seat 29.5" Right (facing) Bariatric Lounge Chair with Intervening Arms and Wood Arm Caps

COM	2 / COL	3	4	5	6	7	8	9	10	AL	GL
3,379	3,419	3,449	3,529	3,649	3,779	3,949	4,149	4,349	4,619	Contact CS*	

W	D	H	SW	SD	SH	BH	AH	Weight	Cub. Ft.	COM	COL
78.25	32	33	29.5	19	18	15	25.5	153	59	5.5	*



#### KOL30IBRPU - 3 Seat 29.5" Right (facing) Bariatric w/Uph. Panel Insert Intervening Arms and Urethane Arm Caps

COM	2 / COL	3	4	5	6	7	8	9	10	AL	GL
3,719	3,859	3,929	4,049	4,209	4,379	4,589	4,889	5,289	5,659	Contact CS*	

W	D	H	SW	SD	SH	BH	AH	Weight	Cub. Ft.	COM	COL
78.25	32	33	29.5	19	18	15	25.5	153	59	6.5	*

#### KOL30IBRPW - 3 Seat 29.5" Right (facing) Bariatric w/Uph. Panel Insert Intervening Arms and Wood Arm Caps

COM	2 / COL	3	4	5	6	7	8	9	10	AL	GL
3,719	3,859	3,929	4,049	4,209	4,379	4,589	4,889	5,289	5,659	Contact CS*	

W	D	H	SW	SD	SH	BH	AH	Weight	Cub. Ft.	COM	COL
78.25	32	33	29.5	19	18	15	25.5	153	59	6.5	*

COM is in Yards

\* Contact Customer Service for COL Yardage

# Koncert Lounge Seating



### Product Specifications

- > Pewter Metal Legs
- > Thermofoil wood grain vinyl laminated top surface
- > Standard with adjustable glides

### To Order, Specify:

1. Model Number
2. Textile
3. Finish
4. Options

### Power Option

(Available on KOT15T and KOT90T Tables only)

**PU1** Power (Add \$179 List upcharge)

### Power Installation

Tables - Power will be installed on front center

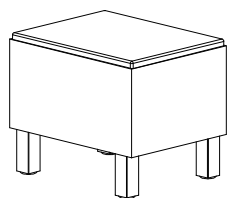
### Powder Coat Finish Options

Standard color is 540 Pewter. For other metal powder coat finishes there is a minimum order quantity of 50 units per color for an upcharge of \$60 list per single chair/table.

### Thermofoil Table Top Finishes

- 042T Black
- 233T Espresso
- 251T Golden Maple
- 310T Aria
- 431T Dark Cherry
- 435T Classic Cherry
- 530T Medium Maple
- 829T Baroque

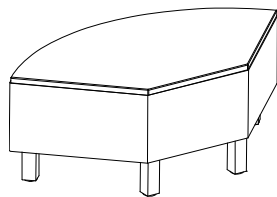
### Leather Price



### KOT15T - 15" Inline Table (with Metal Leg)

COM	2 / COL	3	4	5	6	7	8	9	10	AL	GL
949	959	969	979	989	1,009	1,039	1,079	1,099	1,149	Contact CS*	

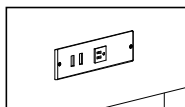
W	D	H	Weight	Cub. Ft.	COM	COL
16	20.25	18.875	34	7	1.5	*



### KOT90T - 90 Degree Corner Table (with Metal Leg)

COM	2 / COL	3	4	5	6	7	8	9	10	AL	GL
1,279	1,289	1,299	1,309	1,329	1,359	1,409	1,449	1,499	1,549	Contact CS*	

W	D	H	Weight	Cub. Ft.	COM	COL
45	23.75	18.25	60	15	1.5	*



### Table Options:

**PU1** Power (Add \$179 List upcharge)

### Power Details

- (2) USB Ports
- (1) AC Outlet
- Electrical Rating: 125V, 60Hz, 12A
- Length of Power Cord: 10'

COM is in Yards

\* Contact Customer Service for COL Yardage

# Koncert Upholstered Lounge Seating



### Product Specifications

- > Choice of Fully Upholstered Arms, Urethane or Wood Arm Caps
- > Features Passive Flex Back
- > Features Clean-Out between seat and back
- > Wall-saver Leg Design
- > Standard with wood legs

### To Order, Specify

1. Model Number
2. Textile
3. Finish
4. Options

### Moisture Barrier Options

See Page 9

### Wood Finishes

See Page 9

### Metal Leg Options

1 Seat

**MF-4** 4 Metal Legs (Add \$99 List Upcharge)

### Power Option

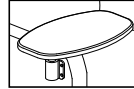
**PU1** Power (Add \$179 List upcharge)

### Power Installation

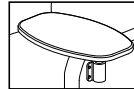
*Lounge Chair - Power will be installed on outside of Left Arm (facing)*

*Tables - Power will be installed on front center*

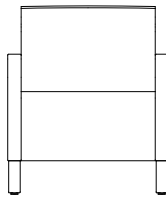
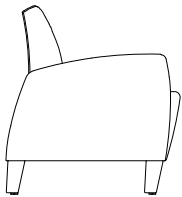
### Tablet Options (Thermofoil Top):



**AMTL** Arm Mounted Tablet Left Side (facing)  
(Add \$379 List upcharge)



**AMTR** Arm Mounted Tablet Right Side (facing)  
(Add \$379 List upcharge)

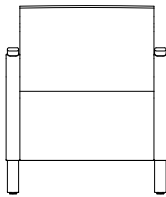
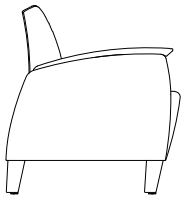


### KOU10F - Upholstered Lounge Chair with Upholstered Arms

### Leather Price

COM	2 / COL	3	4	5	6	7	8	9	10	AL	GL
1,499	1,519	1,559	1,599	1,689	1,799	1,919	2,079	2,229	2,419	Contact CS*	

W	D	H	SW	SD	SH	BH	AH	Weight	Cub. Ft.	COM	COL
27.25	30	33.75	21.75	19	18	15.75	25	82	18	4	*



### KOU10U - Upholstered Lounge Chair with Urethane Arm Caps

COM	2 / COL	3	4	5	6	7	8	9	10	AL	GL
1,579	1,599	1,639	1,679	1,769	1,879	1,999	2,159	2,309	2,499	Contact CS*	

W	D	H	SW	SD	SH	BH	AH	Weight	Cub. Ft.	COM	COL
27.25	30	33.75	21.75	19	18	15.75	26	82	18	4	*

### KOU10W - Upholstered Lounge Chair with Wood Arm Caps

COM	2 / COL	3	4	5	6	7	8	9	10	AL	GL
1,659	1,679	1,719	1,759	1,849	1,959	2,079	2,239	2,389	2,579	Contact CS*	

W	D	H	SW	SD	SH	BH	AH	Weight	Cub. Ft.	COM	COL
27.25	30	33.75	21.75	19	18	15.75	26	82	18	4	*

# Koncert Upholstered Lounge Seating



### Product Specifications

- > Choice of Fully Upholstered Arms, Urethane or Wood Arm Caps
- > Features Passive Flex Back
- > Features Clean-Out between seat and back
- > Wall-saver Leg Design
- > Standard with wood legs

### To Order, Specify

1. Model Number
2. Textile
3. Finish
4. Options

### Moisture Barrier Options

See Page 9

### Wood Finishes

See Page 9

### Metal Leg Options

1 Seat

**MF-4** 4 Metal Legs (Add \$99 List Upcharge)

### Power Option

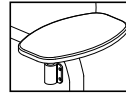
**PU1** Power (Add \$179 List upcharge)

### Power Installation

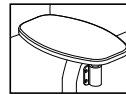
*Lounge Chair - Power will be installed on outside of Left Arm (facing)*

*Tables - Power will be installed on front center*

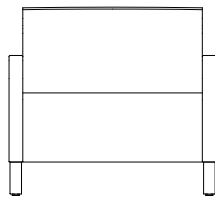
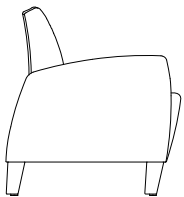
### Tablet Options (Thermofoil Top):



**AMTL** Arm Mounted Tablet Left Side (facing)  
(Add \$379 List upcharge)



**AMTR** Arm Mounted Tablet Right Side (facing)  
(Add \$379 List upcharge)

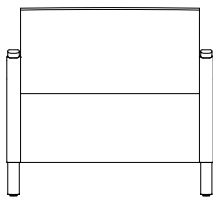
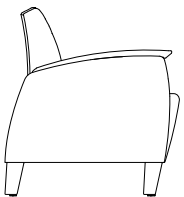


### KOU10BF - Bariatric Upholstered Lounge Chair with Upholstered Arms

### Leather Price

COM	2 / COL	3	4	5	6	7	8	9	10	AL	GL
1,749	1,799	1,839	1,879	1,969	2,069	2,179	2,329	2,469	2,679	Contact CS*	

W	D	H	SW	SD	SH	BH	AH	Weight	Cub. Ft.	COM	COL
34.5	30	33.75	29.5	19	18	15.75	25	102	28	4.5	*



### KOU10BU - Bariatric Upholstered Lounge Chair with Urethane Arm Caps

COM	2 / COL	3	4	5	6	7	8	9	10	AL	GL
1,829	1,879	1,919	1,959	2,049	2,149	2,259	2,409	2,549	2,759	Contact CS*	

W	D	H	SW	SD	SH	BH	AH	Weight	Cub. Ft.	COM	COL
34.5	30	33.75	29.5	19	18	15.75	26	102	28	4.5	*

### KOU10BW - Bariatric Upholstered Lounge Chair with Wood Arm Caps

COM	2 / COL	3	4	5	6	7	8	9	10	AL	GL
1,909	1,959	1,999	2,039	2,129	2,229	2,339	2,489	2,629	2,839	Contact CS*	

W	D	H	SW	SD	SH	BH	AH	Weight	Cub. Ft.	COM	COL
34.5	30	33.75	29.5	19	18	15.75	26	102	28	4.5	*



# Koncert Upholstered Lounge Seating



### Product Specifications

- > Choice of Fully Upholstered Arms, Urethane or Wood Arm Caps
- > Features Passive Flex Back
- > Features Clean-Out between seat and back
- > Wall-saver Leg Design
- > Standard with wood legs

### To Order, Specify

1. Model Number
2. Textile
3. Finish
4. Options

### Moisture Barrier Options

See Page 9

### Wood Finishes

See Page 9

### Metal Leg Options

2 Seat

**MF-4** 4 Metal Legs (Add \$99 List Upcharge)

### Power Option

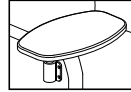
**PU1** Power (Add \$179 List upcharge)

### Power Installation

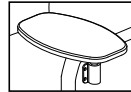
*Lounge Chair - Power will be installed on outside of Left Arm (facing)*

*Tables - Power will be installed on front center*

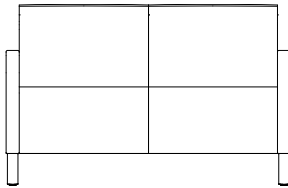
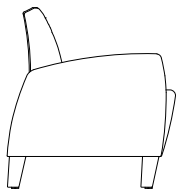
### Tablet Options (Thermofoil Top):



**AMTL** Arm Mounted Tablet Left Side (facing)  
(Add \$379 List upcharge)



**AMTR** Arm Mounted Tablet Right Side (facing)  
(Add \$379 List upcharge)

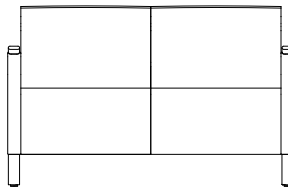
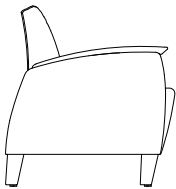


### KOU20F - 2 Seat Upholstered Lounge Chair with Upholstered Arms

### Leather Price

COM	2 / COL	3	4	5	6	7	8	9	10	AL	GL
2,139	2,189	2,229	2,299	2,429	2,589	2,759	2,989	3,209	3,499	Contact CS*	

W	D	H	SW	SD	SH	BH	AH	Weight	Cub. Ft.	COM	COL
49.75	30	33.75	44	19	18	15.75	25	120	35	5.5	*



### KOU20U - 2 Seat Upholstered Lounge Chair with Urethane Arm Caps

COM	2 / COL	3	4	5	6	7	8	9	10	AL	GL
2,219	2,269	2,309	2,379	2,509	2,669	2,839	3,069	3,289	3,579	Contact CS*	

W	D	H	SW	SD	SH	BH	AH	Weight	Cub. Ft.	COM	COL
49.75	30	33.75	44	19	18	15.75	26	120	35	5.5	*

### KOU20W - 2 Seat Upholstered Lounge Chair with Wood Arm Caps

COM	2 / COL	3	4	5	6	7	8	9	10	AL	GL
2,299	2,349	2,389	2,459	2,589	2,749	2,919	3,149	3,369	3,659	Contact CS*	

W	D	H	SW	SD	SH	BH	AH	Weight	Cub. Ft.	COM	COL
49.75	30	33.75	44	19	18	15.75	26	120	35	5.5	*

# Koncert Upholstered Lounge Seating



### Product Specifications

- > Choice of Fully Upholstered Arms, Urethane or Wood Arm Caps
- > Features Passive Flex Back
- > Features Clean-Out between seat and back
- > Wall-saver Leg Design
- > Standard with wood legs

### To Order, Specify

1. Model Number
2. Textile
3. Finish
4. Options

### Moisture Barrier Options

See Page 9

### Wood Finishes

See Page 9

### Metal Leg Options

2 Seat with Intervening Arm

**MF-6** 6 Metal Legs (Add \$149 List Upcharge)

### Power Option

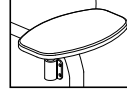
**PU1** Power (Add \$179 List upcharge)

### Power Installation

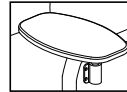
*Lounge Chair - Power will be installed on outside of Left Arm (facing)*

*Tables - Power will be installed on front center*

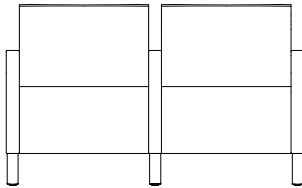
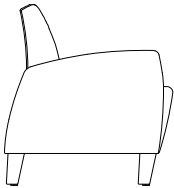
### Tablet Options (Thermofoil Top):



**AMTL** Arm Mounted Tablet Left Side (facing)  
(Add \$379 List upcharge)



**AMTR** Arm Mounted Tablet Right Side (facing)  
(Add \$379 List upcharge)

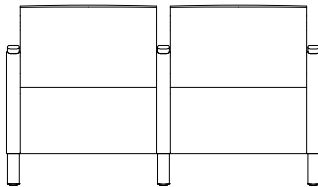



### KOU20IF - 2 Seat Upholstered Lounge Chair with Upholstered Intervening Arms

### Leather Price

COM	2 / COL	3	4	5	6	7	8	9	10	AL	GL
2,629	2,679	2,729	2,799	2,949	3,139	3,349	3,609	3,859	4,199	Contact CS*	

W	D	H	SW	SD	SH	BH	AH	Weight	Cub. Ft.	COM	COL
51.75	30	33.75	21.75	19	18	15.75	25	140	44	6.5	*



### KOU20IU - 2 Seat Upholstered Lounge Chair with Intervening Arm and Urethane Arm Caps

COM	2 / COL	3	4	5	6	7	8	9	10	AL	GL
2,749	2,799	2,849	2,919	3,069	3,259	3,469	3,729	3,979	4,319	Contact CS*	

W	D	H	SW	SD	SH	BH	AH	Weight	Cub. Ft.	COM	COL
51.75	30	33.75	21.75	19	18	15.75	26	140	44	6.5	*

### KOU20IW - 2 Seat Upholstered Lounge Chair with Intervening Arm and Wood Arm Caps

COM	2 / COL	3	4	5	6	7	8	9	10	AL	GL
2,869	2,919	2,969	3,039	3,189	3,379	3,589	3,849	4,099	4,439	Contact CS*	

W	D	H	SW	SD	SH	BH	AH	Weight	Cub. Ft.	COM	COL
51.75	30	33.75	21.75	19	18	15.75	26	140	44	6.5	*

COM is in Yards

\* Contact Customer Service for COL Yardage

# Koncert Upholstered Lounge Seating



### Product Specifications

- > Choice of Fully Upholstered Arms, Urethane or Wood Arm Caps
- > Features Passive Flex Back
- > Features Clean-Out between seat and back
- > Wall-saver Leg Design
- > Standard with wood legs

### To Order, Specify

1. Model Number
2. Textile
3. Finish
4. Options

### Moisture Barrier Options

See Page 9

### Wood Finishes

See Page 9

### Metal Leg Options

2 Seat with Intervening Arm

**MF-6** 6 Metal Legs (Add \$149 List Upcharge)

### Power Option

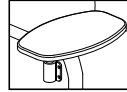
**PU1** Power (Add \$179 List upcharge)

### Power Installation

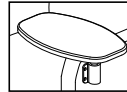
Lounge Chair - Power will be installed on outside of Left Arm (facing)

Tables - Power will be installed on front center

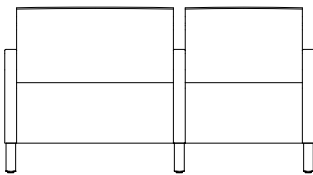
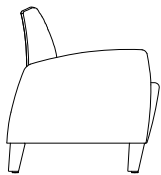
### Tablet Options (Thermofoil Top):



**AMTL** Arm Mounted Tablet Left Side (facing)  
(Add \$379 List upcharge)



**AMTR** Arm Mounted Tablet Right Side (facing)  
(Add \$379 List upcharge)

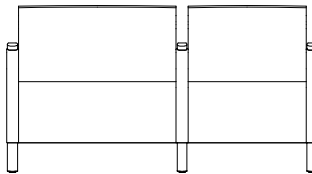
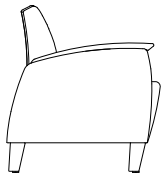


### Leather Price

#### KOU20IBLF - 2 Seat 29.5" Left Bariatric (facing) Upholstered Lounge Chair with Upholstered Intervening Arms

COM	2 / COL	3	4	5	6	7	8	9	10	AL	GL
2,919	2,959	3,019	3,079	3,239	3,419	3,619	3,899	4,149	4,449	Contact CS*	

W	D	H	SW	SD	SH	BH	AH	Weight	Cub. Ft.	COM	COL
59.125	30	33.75	29.5	19	18	15.75	25	150	44	7	*



#### KOU20IBLU - 2 Seat 29.5" Left Bariatric (facing) Upholstered Lounge w/Intervening Arm and Urethane Arm Caps

COM	2 / COL	3	4	5	6	7	8	9	10	AL	GL
3,039	3,079	3,139	3,199	3,359	3,539	3,739	4,019	4,269	4,569	Contact CS*	

W	D	H	SW	SD	SH	BH	AH	Weight	Cub. Ft.	COM	COL
59.125	30	33.75	29.5	19	18	15.75	26	150	44	7	*

#### KOU20IBLW - 2 Seat 29.5" Left Bariatric (facing) Upholstered Lounge w/Intervening Arm and Wood Arm Caps

COM	2 / COL	3	4	5	6	7	8	9	10	AL	GL
3,159	3,199	3,259	3,319	3,479	3,659	3,859	4,139	4,389	4,689	Contact CS*	

W	D	H	SW	SD	SH	BH	AH	Weight	Cub. Ft.	COM	COL
59.125	30	33.75	29.5	19	18	15.75	26	150	44	7	*

# Koncert Upholstered Lounge Seating



### Product Specifications

- > Choice of Fully Upholstered Arms, Urethane or Wood Arm Caps
- > Features Passive Flex Back
- > Features Clean-Out between seat and back
- > Wall-saver Leg Design
- > Standard with wood legs

### To Order, Specify

1. Model Number
2. Textile
3. Finish
4. Options

### Moisture Barrier Options

See Page 9

### Wood Finishes

See Page 9

### Metal Leg Options

2 Seat with Intervening Arm  
**MF-6** 6 Metal Legs (Add \$149 List Upcharge)

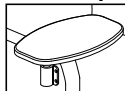
### Power Option

**PU1** Power (Add \$179 List upcharge)

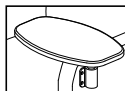
### Power Installation

Lounge Chair - Power will be installed on outside of Left Arm (facing)  
 Tables - Power will be installed on front center

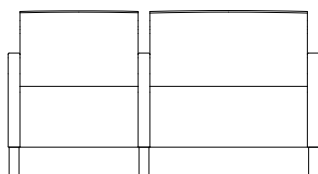
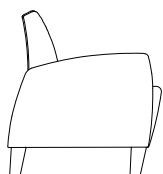
### Tablet Options (Thermofoil Top):



**AMTL** Arm Mounted Tablet Left Side (facing)  
 (Add \$379 List upcharge)



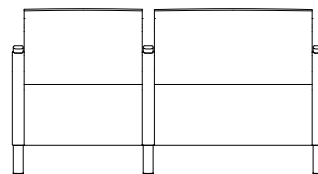

**AMTR** Arm Mounted Tablet Right Side (facing)  
 (Add \$379 List upcharge)



### Leather Price

KOU20IBRF - 2 Seat 29.5" Right Bariatric (facing) Upholstered Lounge Chair with Upholstered Intervening Arms											
COM	2 / COL	3	4	5	6	7	8	9	10	AL	GL
2,919	2,959	3,019	3,079	3,239	3,419	3,619	3,899	4,149	4,449	Contact CS*	

W	D	H	SW	SD	SH	BH	AH	Weight	Cub. Ft.	COM	COL
59.125	30	33.75	29.5	19	18	15.75	25	150	44	7	*



KOU20IBRU - 2 Seat 29.5" Right Bariatric (facing) Upholstered Lounge w/Intervening Arm and Urethane Arm Caps											
COM	2 / COL	3	4	5	6	7	8	9	10	AL	GL
3,039	3,079	3,139	3,199	3,359	3,539	3,739	4,019	4,269	4,569	Contact CS*	

W	D	H	SW	SD	SH	BH	AH	Weight	Cub. Ft.	COM	COL
59.125	30	33.75	29.5	19	18	15.75	26	150	44	7	*

KOU20IBRW - 2 Seat 29.5" Right Bariatric (facing) Upholstered Lounge w/Intervening Arm and Wood Arm Caps											
COM	2 / COL	3	4	5	6	7	8	9	10	AL	GL
3,159	3,199	3,259	3,319	3,479	3,659	3,859	4,139	4,389	4,689	Contact CS*	

W	D	H	SW	SD	SH	BH	AH	Weight	Cub. Ft.	COM	COL
59.125	30	33.75	29.5	19	18	15.75	26	150	44	7	*

COM is in Yards

\* Contact Customer Service for COL Yardage

# Koncert Upholstered Lounge Seating



### Product Specifications

- > Choice of Fully Upholstered Arms, Urethane or Wood Arm Caps
- > Features Passive Flex Back
- > Features Clean-Out between seat and back
- > Wall-saver Leg Design
- > Standard with wood legs

### To Order, Specify

1. Model Number
2. Textile
3. Finish
4. Options

### Moisture Barrier Options

See Page 9

### Wood Finishes

See Page 9

### Metal Leg Options

3 Seat

**MF-4** 4 Metal Legs (Add \$99 List Upcharge)

### Power Option

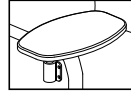
**PU1** Power (Add \$179 List upcharge)

### Power Installation

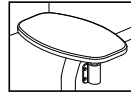
Lounge Chair - Power will be installed on outside of Left Arm (facing)

Tables - Power will be installed on front center

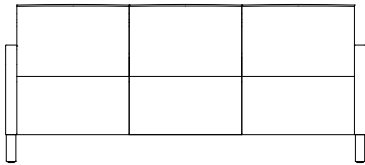

### Tablet Options (Thermofoil Top):



**AMTL** Arm Mounted Tablet Left Side (facing)  
(Add \$379 List upcharge)



**AMTR** Arm Mounted Tablet Right Side (facing)  
(Add \$379 List upcharge)

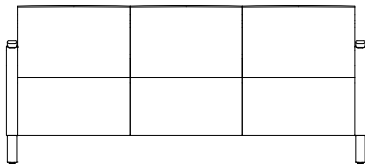
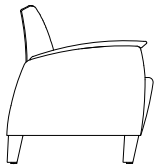


### KOU30F - 3 Seat Upholstered Lounge Chair with Upholstered Arms

### Leather Price

COM	2 / COL	3	4	5	6	7	8	9	10	AL	GL
2,829	2,869	2,919	3,019	3,199	3,399	3,639	3,929	4,239	4,619	Contact CS*	

W	D	H	SW	SD	SH	BH	AH	Weight	Cub. Ft.	COM	COL
71.75	30	33.75	66.5	19	18	15.75	25	155	45	7.5	*



### KOU30U - 3 Seat Upholstered Lounge Chair with Urethane Arm Caps

COM	2 / COL	3	4	5	6	7	8	9	10	AL	GL
2,909	2,949	2,999	3,099	3,279	3,479	3,719	4,009	4,319	4,699	Contact CS*	

W	D	H	SW	SD	SH	BH	AH	Weight	Cub. Ft.	COM	COL
71.75	30	33.75	66.5	19	18	15.75	26	155	45	7.5	*

### KOU30W - 3 Seat Upholstered Lounge Chair with Wood Arm Caps

COM	2 / COL	3	4	5	6	7	8	9	10	AL	GL
2,989	3,029	3,079	3,179	3,359	3,559	3,799	4,089	4,399	4,779	Contact CS*	

W	D	H	SW	SD	SH	BH	AH	Weight	Cub. Ft.	COM	COL
71.75	30	33.75	66.5	19	18	15.75	26	155	45	7.5	*

# Koncert Upholstered Lounge Seating



### Product Specifications

- > Choice of Fully Upholstered Arms, Urethane or Wood Arm Caps
- > Features Passive Flex Back
- > Features Clean-Out between seat and back
- > Wall-saver Leg Design
- > Standard with wood legs

### To Order, Specify

1. Model Number
2. Textile
3. Finish
4. Options

### Moisture Barrier Options

See Page 9

### Wood Finishes

See Page 9

### Metal Leg Options

3 Seat with Intervening Arm

**MF-8** 8 Metal Legs (Add \$199 List Upcharge)

### Power Option

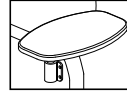
**PU1** Power (Add \$179 List upcharge)

### Power Installation

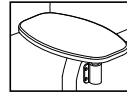
Lounge Chair - Power will be installed on outside of Left Arm (facing)

Tables - Power will be installed on front center

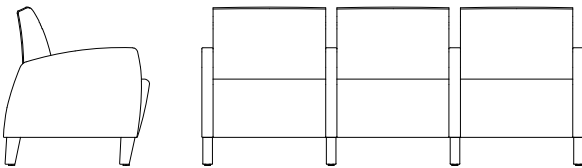
### Tablet Options (Thermofoil Top):



**AMTL** Arm Mounted Tablet Left Side (facing)  
(Add \$379 List upcharge)



**AMTR** Arm Mounted Tablet Right Side (facing)  
(Add \$379 List upcharge)

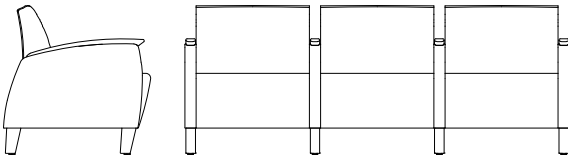


### KOU30IF - 3 Seat Upholstered Lounge Chair with Intervening Arm and Upholstered Arms

### Leather Price

COM	2 / COL	3	4	5	6	7	8	9	10	AL	GL
3,729	3,789	3,859	3,969	4,209	4,469	4,769	5,149	5,529	6,019	Contact CS*	

W	D	H	SW	SD	SH	BH	AH	Weight	Cub. Ft.	COM	COL
76.25	30	33.75	21.75	19	18	15.75	25	196	59	9	*



### KOU30IU - 3 Seat Upholstered Lounge Chair with Intervening Arm and Urethane Arm Caps

COM	2 / COL	3	4	5	6	7	8	9	10	AL	GL
3,929	3,989	4,079	4,199	4,449	4,729	5,079	5,479	5,899	6,419	Contact CS*	

W	D	H	SW	SD	SH	BH	AH	Weight	Cub. Ft.	COM	COL
76.25	30	33.75	21.75	19	18	15.75	26	196	59	9	*

### KOU30IW - 3 Seat Upholstered Lounge Chair with Intervening Arm and Wood Arm Caps

COM	2 / COL	3	4	5	6	7	8	9	10	AL	GL
3,929	3,989	4,079	4,199	4,449	4,729	5,079	5,479	5,899	6,419	Contact CS*	

W	D	H	SW	SD	SH	BH	AH	Weight	Cub. Ft.	COM	COL
76.25	30	33.75	21.75	19	18	15.75	26	196	59	9	*

# Koncert Upholstered Lounge Seating



### Product Specifications

- > Choice of Fully Upholstered Arms, Urethane or Wood Arm Caps
- > Features Passive Flex Back
- > Features Clean-Out between seat and back
- > Wall-saver Leg Design
- > Standard with wood legs

### To Order, Specify

1. Model Number
2. Textile
3. Finish
4. Options

### Moisture Barrier Options

See Page 9

### Wood Finishes

See Page 9

### Metal Leg Options

3 Seat with Intervening Arm

**MF-8** 8 Metal Legs (Add \$199 List Upcharge)

### Power Option

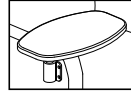
**PU1** Power (Add \$179 List upcharge)

### Power Installation

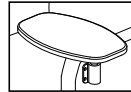
Lounge Chair - Power will be installed on outside of Left Arm (facing)

Tables - Power will be installed on front center

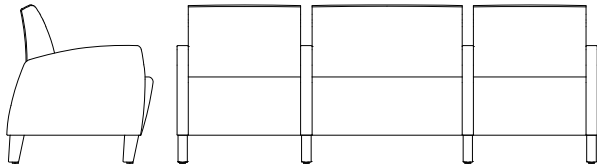
### Tablet Options (Thermofoil Top):



**AMTL** Arm Mounted Tablet Left Side (facing)  
(Add \$379 List upcharge)



**AMTR** Arm Mounted Tablet Right Side (facing)  
(Add \$379 List upcharge)

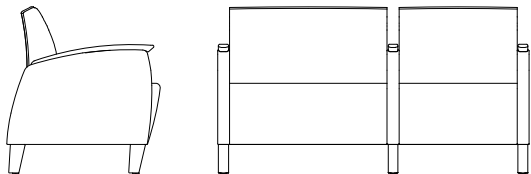


### Leather Price

#### KOU30BCF - 3 Seat 29.5" Center Bariatric Upholstered Lounge Chair with Upholstered Intervening Arms

COM	2 / COL	3	4	5	6	7	8	9	10	AL	GL
4,149	4,199	4,269	4,639	4,599	4,849	5,099	5,499	5,799	6,279	Contact CS*	

W	D	H	SW	SD	SH	BH	AH	Weight	Cub. Ft.	COM	COL
84	30	33.75	29.5	19	18	15.75	25	205	59	9.5	*



#### KOU30BCU - 3 Seat 29.5" Center Bariatric Upholstered Lounge w/Intervening Arms and Urethane Arm Caps

COM	2 / COL	3	4	5	6	7	8	9	10	AL	GL
4,309	4,359	4,429	4,529	4,759	5,009	5,259	5,609	5,959	6,439	Contact CS*	

W	D	H	SW	SD	SH	BH	AH	Weight	Cub. Ft.	COM	COL
84	30	33.75	29.5	19	18	15.75	26	205	59	9.5	*

#### KOU30BCW - 3 Seat 29.5" Center Bariatric Upholstered Lounge w/Intervening Arms and Wood Arm Caps

COM	2 / COL	3	4	5	6	7	8	9	10	AL	GL
4,469	4,519	4,589	4,689	4,919	5,169	5,419	5,769	6,119	6,599	Contact CS*	

W	D	H	SW	SD	SH	BH	AH	Weight	Cub. Ft.	COM	COL
84	30	33.75	29.5	19	18	15.75	26	205	59	9.5	*

# Koncert Upholstered Lounge Seating



### Product Specifications

- > Choice of Fully Upholstered Arms, Urethane or Wood Arm Caps
- > Features Passive Flex Back
- > Features Clean-Out between seat and back
- > Wall-saver Leg Design
- > Standard with wood legs

### To Order, Specify

1. Model Number
2. Textile
3. Finish
4. Options

### Moisture Barrier Options

See Page 9

### Wood Finishes

See Page 9

### Metal Leg Options

3 Seat with Intervening Arm

**MF-8** 8 Metal Legs (Add \$199 List Upcharge)

### Power Option

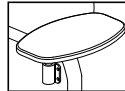
**PU1** Power (Add \$179 List upcharge)

### Power Installation

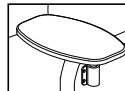
Lounge Chair - Power will be installed on outside of Left Arm (facing)

Tables - Power will be installed on front center

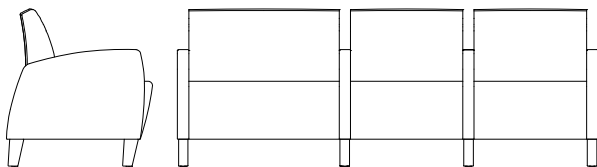
### Tablet Options (Thermofoil Top):



**AMTL** Arm Mounted Tablet Left Side (facing)  
(Add \$379 List upcharge)



**AMTR** Arm Mounted Tablet Right Side (facing)  
(Add \$379 List upcharge)

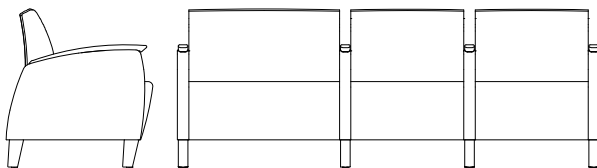


### Leather Price

#### KOU30IBLF - 3 Seat 29.5" Left Bariatric (facing) Upholstered Lounge Chair with Upholstered Intervening Arms

COM	2 / COL	3	4	5	6	7	8	9	10	AL	GL
4,149	4,199	4,269	4,369	4,599	4,849	5,099	5,449	5,799	6,279	Contact CS*	

W	D	H	SW	SD	SH	BH	AH	Weight	Cub. Ft.	COM	COL
84	30	33.75	29.5	19	18	15.75	25	205	59	9.5	*



#### KOU30IBLU - 3 Seat 29.5" Left Bariatric (facing) Upholstered Lounge w/Intervening Arms and Urethane Arm Caps

COM	2 / COL	3	4	5	6	7	8	9	10	AL	GL
4,309	4,359	4,429	4,529	4,759	5,009	5,259	5,609	5,959	6,439	Contact CS*	

W	D	H	SW	SD	SH	BH	AH	Weight	Cub. Ft.	COM	COL
84	30	33.75	29.5	19	18	15.75	26	205	59	9.5	*

#### KOU30IBLW - 3 Seat 29.5" Left Bariatric (facing) Upholstered Lounge w/Intervening Arms and Wood Arm Caps

COM	2 / COL	3	4	5	6	7	8	9	10	AL	GL
4,469	4,519	4,589	4,689	4,919	5,169	5,419	5,769	6,119	6,599	Contact CS*	

W	D	H	SW	SD	SH	BH	AH	Weight	Cub. Ft.	COM	COL
84	30	33.75	29.5	19	18	15.75	26	205	59	9.5	*



# Koncert Upholstered Lounge Seating



### Product Specifications

- > Choice of Fully Upholstered Arms, Urethane or Wood Arm Caps
- > Features Passive Flex Back
- > Features Clean-Out between seat and back
- > Wall-saver Leg Design
- > Standard with wood legs

### To Order, Specify

1. Model Number
2. Textile
3. Finish
4. Options

### Moisture Barrier Options

See Page 9

### Wood Finishes

See Page 9

### Metal Leg Options

3 Seat with Intervening Arm

**MF-8** 8 Metal Legs (Add \$199 List Upcharge)

### Power Option

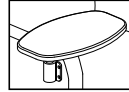
**PU1** Power (Add \$179 List upcharge)

### Power Installation

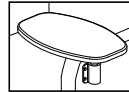
Lounge Chair - Power will be installed on outside of Left Arm (facing)

Tables - Power will be installed on front center

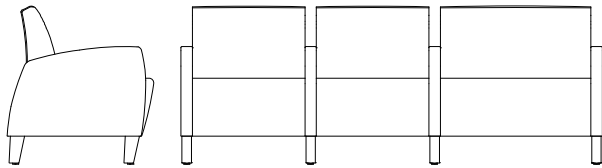
### Tablet Options (Thermofoil Top):



**AMTL** Arm Mounted Tablet Left Side (facing)  
(Add \$379 List upcharge)



**AMTR** Arm Mounted Tablet Right Side (facing)  
(Add \$379 List upcharge)

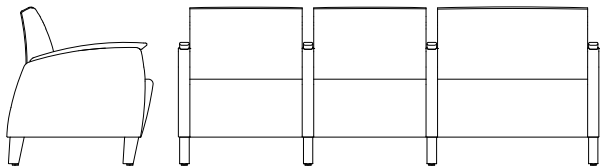


### Leather Price

#### KOU30IBRF 3 Seat 29.5" Right Bariatric (facing) Upholstered Lounge Chair with Upholstered Intervening Arms

COM	2 / COL	3	4	5	6	7	8	9	10	AL	GL
4,149	4,199	4,269	4,369	4,599	4,849	5,099	5,449	5,799	6,279	Contact CS*	

W	D	H	SW	SD	SH	BH	AH	Weight	Cub. Ft.	COM	COL
84	30	33.75	29.5	19	18	15.75	25	205	59	9.5	*



#### KOU30IBRU - 3 Seat 29.5" Right Bariatric (facing) Upholstered Lounge w/Intervening Arms and Urethane Arm Caps

COM	2 / COL	3	4	5	6	7	8	9	10	AL	GL
4,309	4,359	4,429	4,529	4,759	5,009	5,259	5,609	5,959	6,439	Contact CS*	

W	D	H	SW	SD	SH	BH	AH	Weight	Cub. Ft.	COM	COL
84	30	33.75	29.5	19	18	15.75	26	205	59	9.5	*

#### KOU30IBRW - 3 Seat 29.5" Right Bariatric (facing) Upholstered Lounge w/Intervening Arms and Wood Arm Caps

COM	2 / COL	3	4	5	6	7	8	9	10	AL	GL
4,469	4,519	4,589	4,689	4,919	5,169	5,419	5,769	6,119	6,599	Contact CS*	

W	D	H	SW	SD	SH	BH	AH	Weight	Cub. Ft.	COM	COL
84	30	33.75	29.5	19	18	15.75	26	205	59	9.5	*

# Koncert Upholstered Lounge Seating



### Product Specifications

- > Standard with wood legs
- > Thermofoil wood grain vinyl laminated top surface

### To Order, Specify:

1. Model Number
2. Textile
3. Finish
4. Options

### Wood Finishes

See Page 9

### Metal Leg Options

- KOU15T **MF-4** 4 Metal Legs (Add \$99 List Upcharge)
- KOU90T **MF-5** 5 Metal Legs (Add \$129 List Upcharge)

### Power Option

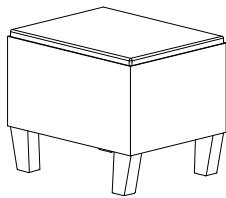
**PU1** Power (Add \$179 List upcharge)

### Power Installation

Tables - Power will be installed on front center

### Thermofoil Table Top Finishes

- 042T Black
- 233T Espresso
- 251T Golden Maple
- 310T Aria
- 431T Dark Cherry
- 435T Classic Cherry
- 530T Medium Maple
- 829T Baroque

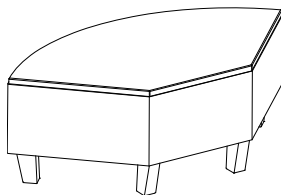


### KOU15T - 15" Inline Table (with Wood Leg)

Leather Price

COM	2 / COL	3	4	5	6	7	8	9	10	AL	GL
849	859	869	879	889	909	939	979	999	1,049	Contact CS*	

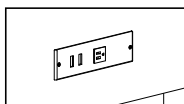
W	D	H	Weight	Cub. Ft.	COM	COL
16	20.25	18.875	34	7	1.5	*



### KOU90T - 90 Degree Corner Table (with Wood Leg)

COM	2 / COL	3	4	5	6	7	8	9	10	AL	GL
1,149	1,159	1,169	1,179	1,199	1,229	1,289	1,319	1,369	1,419	Contact CS*	

W	D	H	Weight	Cub. Ft.	COM	COL
45	23.75	18.25	60	15	1.5	*



### Table Options:

**PU1** Power (Add \$179 List upcharge)

### Power Details

- (2) USB Ports
- (1) AC Outlet
- Electrical Rating: 125V, 60Hz, 12A
- Length of Power Cord: 10'



> Koncert Tables.....157

# Koncert Tables



### Product Specifications

- > Pewter Metal Frame Finish
- > Thermofoil wood grain vinyl laminated top surface
- > Standard with adjustable glides

### To Order, Specify

1. Model Number
2. Table Base Finish
3. Table Top Finish
4. Options

### Thermofoil Table Top Finishes

- 042T Black
- 233T Espresso
- 251T Golden Maple
- 310T Aria
- 431T Dark Cherry
- 435T Classic Cherry
- 530T Medium Maple
- 829T Baroque

### Table Base Wood Finishes

See Page 9

### Model

**KOT2020**

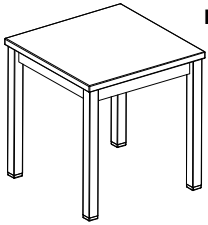
20 x 20 Square End Table

### List Price

699

### Dimensions

W	D	H	Weight	Cub. Ft.
20	20	21.25	29	7

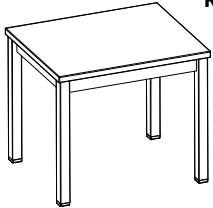


**KOT2420**

24 x 20 Rectangular End Table

729

W	D	H	Weight	Cub. Ft.
24	20	21.25	32	9

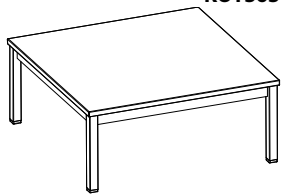


**KOT3636**

36 x 36 Square Magazine Table

999

W	D	H	Weight	Cub. Ft.
36	36	16.25	66	17

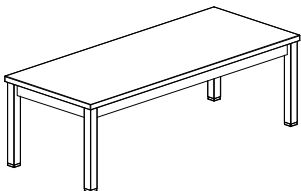


**KOT4820**

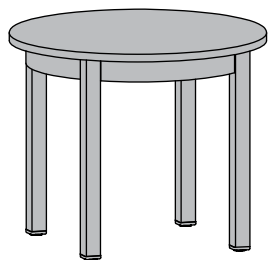
20 x 48 Rectangular Magazine Table

899

W	D	H	Weight	Cub. Ft.
48	20	16.25	52	20



# Koncert Tables



### Product Specifications

- > Pewter Metal Frame Finish
- > Thermofoil wood grain vinyl laminated top surface
- > Standard with adjustable glides

### To Order, Specify

1. Model Number
2. Table Base Finish
3. Table Top Finish
4. Options

### Thermofoil Table Top Finishes

- 042T Black
- 233T Espresso
- 251T Golden Maple
- 310T Aria
- 431T Dark Cherry
- 435T Classic Cherry
- 530T Medium Maple
- 829T Baroque

### Table Base Wood Finishes

See Page 9

### Model

**KOT24R**

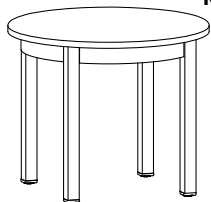
24" Round Occasional Table

### List Price

699

### Dimensions

W	D	H	Weight	Cub. Ft.
24	24	21	43	9



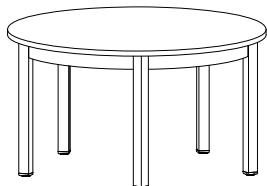
### Model

**KOT36R**

36" Round Magazine Table

949

W	D	H	Weight	Cub. Ft.
36	36	16	63	17





### > K-Komfort

#### Room Saver

K9004.....	162
K9204.....	162
K9014.....	163
K9214.....	163

#### Rocker Recliner

K9005.....	164
K9015.....	164

#### Glider Recliners

K9006.....	165
K9016.....	165

#### Power Recliners

K9P04.....	166
K9P14.....	166

#### Lift Recliners

K9L04.....	167
K9L14.....	167

### > Kure

#### Healthcare Recliner

K0010.....	168
------------	-----

#### Mobile Healthcare Recliner

K0107.....	170
K0167.....	172



## Recliner Ordering Guide

---

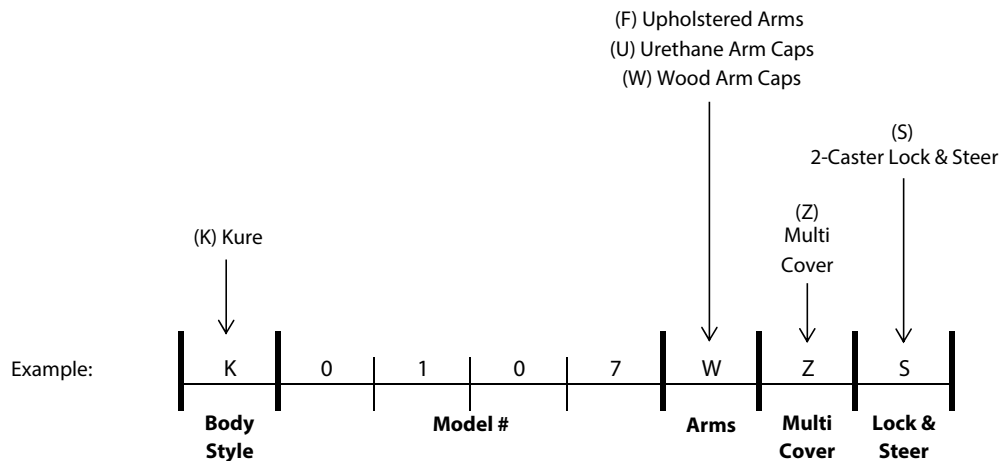
### How to Order:

The chart below is a guide to use when building the recliner model # for your purchase order.

Please select the body style preferred, the model #, and then enter the features you would like your recliner to have.

If feature is not desired, leave space blank. List your Textile, Finish, and Options below the model #.

Price is determined by fabric grade choice. Features and Options are in addition to recliner price.



*\*Features are not available on all models, please refer to individual product pages for availability*

## K-Komfort Room Saver Recliner Model Choices - 350 lb. weight rating



### K9004 Room Saver Recliner

COM	2	3	4	5	6	7	8	9	10
1,549	1,569	1,599	1,649	1,729	1,839	1,959	2,099	2,249	2,449

**Fabric Options:** Available in solid color/non-directional fabrics and vinyl only.



### K9204 Cable Release Room Saver Recliner

COM	2	3	4	5	6	7	8	9	10
1,659	1,679	1,719	1,759	1,859	1,969	2,099	2,259	2,409	2,599

**Fabric Options:** Available in solid color/non-directional fabrics and vinyl only.

#### Options:

		List
CAL	CAL TB133	\$360
MBB	Moisture Barrier Back	\$50
MBS	Moisture Barrier Seat	\$50
LRSP	Large Room Saver Platform	\$119

#### Large Room Saver Platform (LRSP)



Width 27"      Height 1"  
Depth 27"      Weight 10 lbs.

#### Dimensions:

K9004		K9204	
Width	32"	Width	30.5"
Depth	35.5"	Depth	35"
Height	38.5"	Height	38.5"
Seat Width	23"	Seat Width	23"
Seat Depth	20"	Seat Depth	20"
Seat Height	18"	Seat Height	18"
Back Height	21"	Back Height	21"
Arm Height	23.5"	Arm Height	23.5"
Cubic Feet	23.5	Cubic Feet	23.5
COM	4.5	COM	4.5
Seat Depth (kick-out)	38"	Seat Depth (kick-out)	38"
Reclined Depth	65.5"	Reclined Depth	65.5"
Weight Capacity	350 lbs.	Weight Capacity	350 lbs.
Distance from wall	5"	Distance from wall	20.5"
Weight	86 lbs.	Weight	89 lbs.

\*COM is in Yards

## K-Komfort Room Saver Recliner Model Choices - 350 lb. weight rating



**K9014 Room Saver Recliner**

COM	2	3	4	5	6	7	8	9	10
1,479	1,499	1,539	1,579	1,679	1,779	1,899	2,049	2,189	2,379



**K9214 Cable Release Room Saver Recliner**

COM	2	3	4	5	6	7	8	9	10
1,619	1,639	1,679	1,719	1,819	1,919	2,049	2,199	2,359	2,559

**Features:**

Z Multi Cover

**List**

Use highest grade

**Options**

CAL	CAL TB133	\$360
MBB	Moisture Barrier Back	\$50
MBS	Moisture Barrier Seat	\$50
LRSP	Large Room Saver Platform	\$119

**List**

**Large Room Saver Platform (LRSP)**



Width 27"      Height 1"  
Depth 27"      Weight 10 lbs.

**Dimensions:**

**K9014**

Width	32"
Depth	35"
Height	38.5"
Seat Width	23"
Seat Depth	21"
Seat Height	18"
Back Height	21"
Arm Height	23.5"
Cubic Feet	23.5
COM	4.5
Seat Depth (kick-out)	38"
Reclined Depth	65.5"
Weight Capacity	350 lbs.
Distance from wall	5"
Weight	86 lbs.

**K9214**

Width	30.5"
Depth	35"
Height	38.5"
Seat Width	23"
Seat Depth	21"
Seat Height	18"
Back Height	21"
Arm Height	23.5"
Cubic Feet	23.5
COM	4.5
Seat Depth (kick-out)	38"
Reclined Depth	65.5"
Weight Capacity	350 lbs.
Distance from wall	5"
Weight	89 lbs.

## K-Komfort Rocker Recliner Model Choices - 350 lb. weight rating



### K9005 Rocker Recliner

COM	2	3	4	5	6	7	8	9	10
1,649	1,669	1,699	1,739	1,829	1,939	2,049	2,199	2,349	2,539

**Fabric Options:** Available in solid color/non-directional fabrics and vinyl only.



### K9015 Rocker Recliner

COM	2	3	4	5	6	7	8	9	10
1,599	1,629	1,659	1,699	1,789	1,899	2,019	2,159	2,309	2,499

#### Features:

Z Multi Cover  
(Model K9015 only)

#### List

Use highest grade

#### Options

CAL CAL TB133 \$360  
 MBB Moisture Barrier Back \$50  
 MBS Moisture Barrier Seat \$50  
 LRSP Large Room Saver Platform \$119

#### List

#### Large Room Saver Platform (LRSP)



Width 27"      Height 1"  
 Depth 27"      Weight 10 lbs.

#### Dimensions:

##### K9005

Width 32"  
 Depth 35"  
 Height 38.5"  
 Seat Width 23"  
 Seat Depth 21"  
 Seat Height 18"  
 Back Height 21"  
 Arm Height 23.5"  
 Cubic Feet 23.5  
 COM 4.5  
 Seat Depth (kick-out) 38.5"  
 Reclined Depth 68.5"  
 Weight Capacity 350 lbs.  
 Weight 88 lbs.

##### K9015

Width 32"  
 Depth 35"  
 Height 38.5"  
 Seat Width 23"  
 Seat Depth 21"  
 Seat Height 18"  
 Back Height 21"  
 Arm Height 23.5"  
 Cubic Feet 23.5  
 COM 4.5  
 Seat Depth (kick-out) 38.5"  
 Reclined Depth 68.5"  
 Weight Capacity 350 lbs.  
 Weight 88 lbs.

## K-Komfort Glider Model Choices - 350 lb. weight rating



### K9006 Glider Recliner

COM	2	3	4	5	6	7	8	9	10
1,699	1,729	1,759	1,799	1,899	1,999	2,119	2,269	2,409	2,599

**Fabric Options:** Available in solid color/non-directional fabrics and vinyl only.



### K9016 Glider Recliner

COM	2	3	4	5	6	7	8	9	10
1,649	1,689	1,719	1,769	1,849	1,959	2,079	2,229	2,369	2,569

**Features:**

Z Multi Cover  
(Model K9016 only)

**List**

Use highest grade

**Options**

CAL CAL TB133  
MBB Moisture Barrier Back  
MBS Moisture Barrier Seat

**List**

\$360  
\$50  
\$50

**Dimensions:**

**K9006**

Width 32"  
Depth 36"  
Height 39.5"  
Seat Width 23"  
Seat Depth 21"  
Seat Height 18.5"  
Back Height 21"  
Arm Height 24.5"  
Cubic Feet 23.5  
COM 4.5  
Seat Depth (kick-out) 38"  
Reclined Depth 64.5"  
Weight Capacity 350 lbs.  
Weight 92 lbs.

**K9016**

Width 32"  
Depth 36"  
Height 39.5"  
Seat Width 23"  
Seat Depth 21"  
Seat Height 18.5"  
Back Height 21"  
Arm Height 24.5"  
Cubic Feet 23.5  
COM 4.5  
Seat Depth (kick-out) 38"  
Reclined Depth 64.5"  
Weight Capacity 350 lbs.  
Weight 92 lbs.

## K-Komfort Power Only Recliner Model Choices - 350 lb. weight rating



### K9P04 Room Saver Power Recline Only

COM	2	3	4	5	6	7	8	9	10
1,899	1,929	1,969	2,019	2,099	2,219	2,349	2,499	2,659	2,869

**Fabric Options:** Available in solid color/non-directional fabrics and vinyl only.



### K9P14 Room Saver Power Recline Only

COM	2	3	4	5	6	7	8	9	10
1,849	1,869	1,899	1,949	2,049	2,159	2,279	2,439	2,599	2,799

#### Features:

Z Multi Cover  
(Model K9P14 only)

#### List

Use highest grade

#### Options

CAL CAL TB133  
MBB Moisture Barrier Back  
MBS Moisture Barrier Seat

#### List

\$360  
\$50  
\$50

### Power & Lift Recliner Wand



#### Dimensions:

##### K9P04

Width 30.5"  
Depth 35"  
Height 39.5"  
Seat Width 23"  
Seat Depth 21"  
Seat Height 18.5"  
Back Height 21"  
Arm Height 24.5"  
Cubic Feet 23.5  
COM 4.5  
Seat Depth (kick-out) 38"  
Reclined Depth 65.5"  
Weight Capacity 350 lbs.  
Distance from Wall 5"  
Weight 96 lbs.

##### K9P14

Width 30.5"  
Depth 35"  
Height 39.5"  
Seat Width 23"  
Seat Depth 21"  
Seat Height 18.5"  
Back Height 21"  
Arm Height 24.5"  
Cubic Feet 23.5  
COM 4.5  
Seat Depth (kick-out) 38"  
Reclined Depth 65.5"  
Weight Capacity 350 lbs.  
Distance from Wall 5"  
Weight 96 lbs.

## K-Komfort Power & Lift Recliner Model Choices - 350 lb. weight rating



### K9L04 Room Saver Power & Lift Recliner

COM	2	3	4	5	6	7	8	9	10
2,099	2,129	2,169	2,209	2,299	2,409	2,529	2,679	2,839	3,049

**Fabric Options:** Available in solid color/non-directional fabrics and vinyl only.



### K9L14 Room Saver Power & Lift Recliner

COM	2	3	4	5	6	7	8	9	10
2,049	2,069	2,099	2,139	2,219	2,349	2,469	2,599	2,749	2,949

#### Features:

Z Multi Cover  
(Model K9L14 only)

#### List

Use highest grade

#### Options

CAL CAL TB133  
MBB Moisture Barrier Back  
MBS Moisture Barrier Seat

#### List

\$360  
\$50  
\$50

#### Power & Lift Recliner Wand



#### Dimensions:


##### K9L04

Width 30.5"  
Depth 35"  
Height 39.5"  
Seat Width 23"  
Seat Depth 21"  
Seat Height 18.5"  
Back Height 21"  
Arm Height 24.5"  
Cubic Feet 23.5"  
COM 4.5  
Seat Depth (kick-out) 38"  
Reclined Depth 65.5"  
Weight Capacity 350 lbs.  
Distance from Wall 5"  
Weight 120 lbs.

##### K9L14

Width 30.5"  
Depth 35"  
Height 39.5"  
Seat Width 23"  
Seat Depth 21"  
Seat Height 18.5"  
Back Height 21"  
Arm Height 24.5"  
Cubic Feet 23.5"  
COM 4.5  
Seat Depth (kick-out) 38"  
Reclined Depth 65.5"  
Weight Capacity 350 lbs.  
Distance from Wall 5"  
Weight 120 lbs.

## 0010 Kure Healthcare Recliner Model - 350 lb. weight rating



**K0010 Recliner Infinite Position Non-Locking Back (upholstered arm standard)**

COM	2	3	4	5	6	7	8	9	10
1,999	2,019	2,039	2,079	2,169	2,259	2,369	2,499	2,649	2,819

**Features:**

F	Upholstered Arms	Standard
U	Urethane Arm Caps	\$149
W	Wood Arm Caps (Finishes see page 9)	\$199
Z	Multi Cover	Use highest grade

**List Price**

**Options:**

CAL	CAL TB133	\$320
MBB	Moisture Barrier Back	\$50
MBS	Moisture Barrier Seat	\$50

**List Price**

*\*Refer to page 161 for ordering guide.*

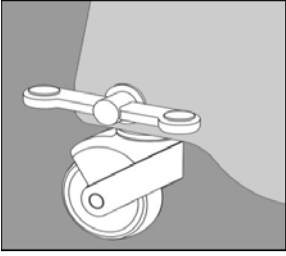
**Dimensions:**

Width	28"
Depth	37.5"
Height	44"
Seat Width	22.5"
Seat Depth	20.5"
Seat Height	19"
Back Height	23.5"
Arm Height	25.5"
Cubic Feet	17
COM	4 yds.
Seat Depth (kick-out)	41"
Reclined Depth	66"
Weight Capacity	350 lbs.
Weight	97 lbs.



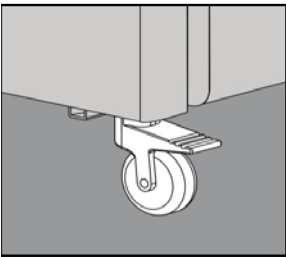
## Mobile Healthcare Recliner Model - 500 lb. weight rating

### Features and Options



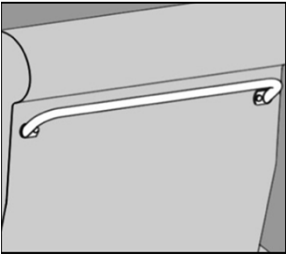
#### Lock & Steer (S)

The 2-Caster Lock and Steer (S) feature is controlled by a three position lever located at the rear of the chair on the left arm facing. Lever controls rear casters only.



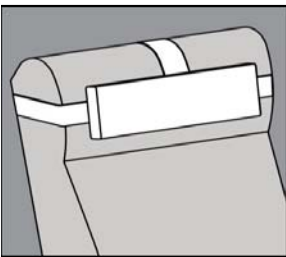
#### Swivel Locking Casters (SS4)

Recliners are standard with three-4" swivel locking casters and one-4" rigid locking caster located in the front of the recliner. Optional swivel locking caster can be exchanged for rigid locking caster.



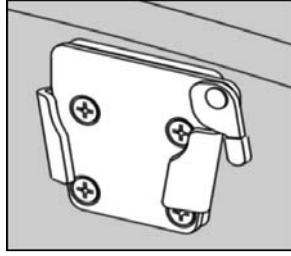
#### Padded Push Bar

All mobile recliners feature padded push bar for ease of movement.



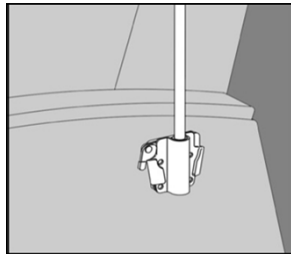
#### Adjustable Headrest Pillow (AHP)

Adjustable Headrest Pillow gives additional comfort to a patient or visitor. Adjustable Headrest Pillow requires 1 yard of fabric.



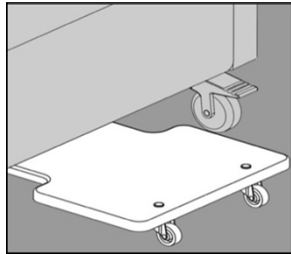
#### Quick Release Bracket (QR)

Quick Release Bracket is mounted into metal insert nuts and used with IV Pole, Side Tray, and Oxygen Tank Holder.



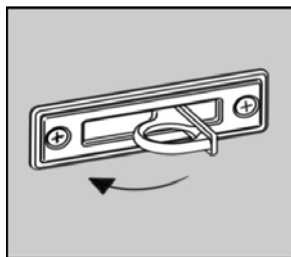
#### IV Pole and Bracket (IV / DP)

IV pole and bracket is positioned on the recliner arm (right side facing) toward the back of the chair. Dual IV Poles (DP) also available.



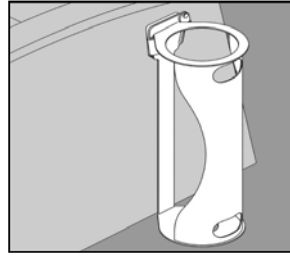
#### Foot Tray (FTK0107)

Pull out foot tray easily slides out to support patient's feet during transport. (Not intended as a step)



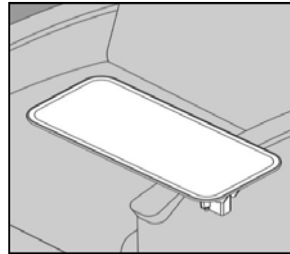
#### Foley Bag Holder (FBH)

Accommodates Foley bags and other drainage bags and closes flush with chair when not in use. Located on opposite arm from the handle toward the front of the chair.




#### Oxygen Tank Holder (OTH)

Oxygen Tank Holder is placed on outside right arm (facing) toward the back of the chair.



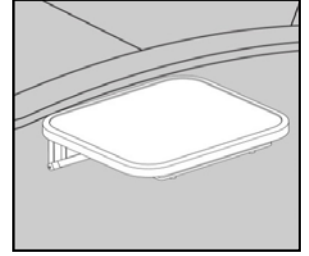
#### Side Tray (TSL1 / TSR1)

Side Trays can be mounted to the left, right, or both sides of the chair. Side Tray measures 23" L x 10 5/8" W. When tray is in fold down position, it extends 4" from chair arm.



#### Rotating Side Tray (RST)

Rotating Side Tray can be mounted to the left, right, or both sides of the chair. Side Tray measures 20 1/2" L x 12 3/4" W x 3/4" H. Features spill containment area and cup holder. When tray is in fold down position, it extends 3 1/2" from the side of the arm.



#### Folding Side Tray (FST)

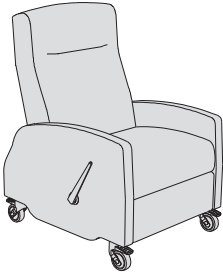
Folding Side Tray is mounted on the right side (facing). The small Folding Side Tray measures 12" L x 10 5/8" W and the large Folding Side Tray measures 17" L x 10 5/8" W. When tray is in fold down position, it extends 2 1/2" from chair arm.



#### Padded Side Tray (PLFST)

Padded Large Right Side (facing) Folding Side Tray is upholstered allowing patients to comfortably rest their arms during treatment. Side Tray measures 17" L x 10 5/8" W. When tray is in fold down position, it extends 2 1/2" from the side of the arm. Padded Side Tray requires 1 yard of fabric.

## 0107 Kure Mobile Healthcare Recliner Model - 500 lb. weight rating



**K0107 Mobile Recliner Infinite Position Locking Back (upholstered arm standard)**

COM	2	3	4	5	6	7	8	9	10
2,499	2,529	2,569	2,599	2,699	2,799	2,949	3,099	3,239	3,449

**Features:**

F Upholstered Arms  
 U Urethane Arm Caps  
 W Wood Arm Caps (Finishes see page 9)

**List Price**

Standard  
 \$149  
 \$199

Z Multi Cover  
 S 2-Caster Lock & Steer

**List Price**

Use highest grade  
 \$499

**Options:**

CAL CAL TB133  
 MBB Moisture Barrier Back  
 MBS Moisture Barrier Seat  
 AHP Adjustable Head Rest Pillow  
 SS4 One - 4" Swivel Locking Caster  
 QR Quick Release Bracket  
 IV IV Pole and Bracket  
 DP Dual IV Poles  
 FBH Foley Bag Holder  
 OTH Oxygen Tank Holder

**List Price**

\$360  
 \$50  
 \$50  
 \$239  
 \$29  
 \$59  
 \$219  
 \$439  
 \$79  
 \$199

FTK0107 Foot Tray \$199  
 TSL1 Left Side (facing) Tray \$349  
 TSR1 Right Side (facing) Tray \$349  
 TD3 Dual Side Tray \$699  
 LFFSTR Lg. Right Side (facing) Folding Side Tray \$219  
 SFSTR Sm. Right Side (facing) Folding Side Tray \$219  
 PLFFSTR Padded Large Right Side (facing) Folding Side Tray \$329  
 RSTL Rotating Side Tray Table (left side facing) \$599  
 RSTR Rotating Side Tray Table (right side facing) \$599

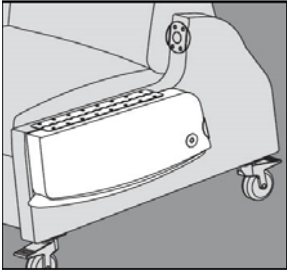
**List Price**

*\*AHP option requires 1 yd. of fabric  
 \*PLFFSTR option requires 1 yd. of fabric  
 \*Refer to page 161 for ordering guide.*

**Dimensions:**

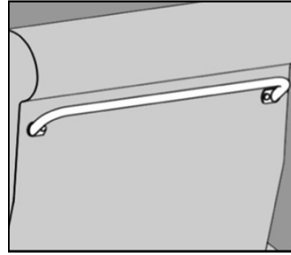
Width 30"  
 Depth 37"  
 Height 44.5"  
 Seat Width 22.5"  
 Seat Depth 21"  
 Seat Height 20"  
 Back Height 24.5"  
 Arm Height 26"  
 Cubic Feet 22  
 COM 4.5  
 Seat Depth (kick-out) 37.5"  
 Reclined Depth 71"  
 Weight Capacity 500 lbs.  
 Weight 118 lbs.

## 0167 Kure Mobile Healthcare Recliner Lateral Transfer Arm Model - 500 lb. weight rating Features and Options



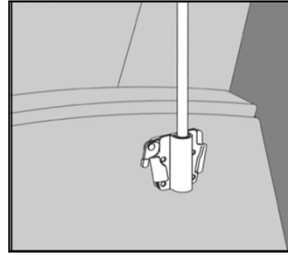
### Lateral Transfer Arm

The Lateral Transfer (fold down) Arm is located on the Right Side (facing) of the recliner. Refer to individual product pages for list of available options. When arm is in down position, add 4" to the overall width of the chair.



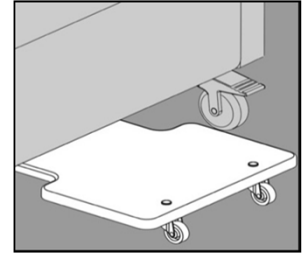
### Padded Push Bar

All mobile recliners feature padded push bar for ease of movement.



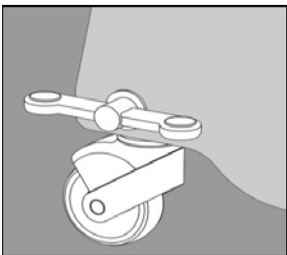
### IV Pole and Bracket (IV)

IV pole and bracket is positioned on the recliner arm (right side facing) toward the back of the chair.



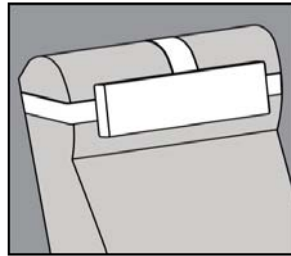
### Foot Tray (FTK0107)

Pull out foot tray easily slides out to support patient's feet during transport. (Not intended as a step)



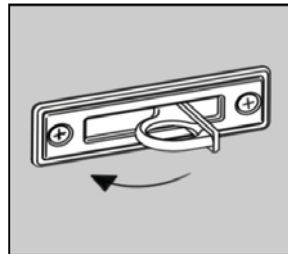
### Lock & Steer (S)

The 2- Caster Lock and Steer (S) feature is controlled by a three position lever located at the rear of the chair on the left arm facing. Lever controls rear casters only.



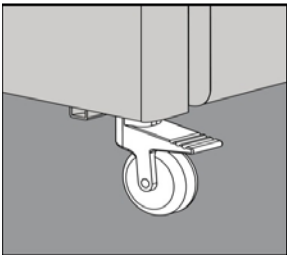
### Adjustable Headrest Pillow (AHP)

Adjustable Headrest Pillow gives additional comfort to a patient or visitor. Adjustable Headrest Pillow requires 1 yard of fabric.



### Foley Bag Holder (FBH)

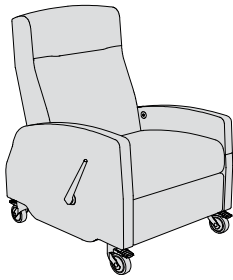
Accommodates Foley bags and other drainage bags and closes flush with chair when not in use. Located on right side (facing) toward the front of the chair below the fold down arm.



### Swivel Locking Casters (SS4)

Recliners are standard with three-4" swivel locking casters and one-4" rigid locking caster located in the front of the recliner. Optional swivel locking caster can be exchanged for rigid locking caster.

## 0167 Kure Mobile Healthcare Recliner Lateral Transfer Arm Model - 500 lb. weight rating



**K0167 Mobile Recliner Lateral Transfer Right Arm (facing) Infinite Position Locking Back (urethane arm caps standard)**

COM	2	3	4	5	6	7	8	9	10
2,999	3,029	3,069	3,099	3,199	3,299	3,449	3,599	3,739	3,949

**Features:**

U Urethane Arm Caps  
 W Wood Arm Caps (Finishes see page 9)

**List Price**

Standard  
 \$199

Z Multi Cover  
 S 2-Caster Lock & Steer

**List Price**

Use highest grade  
 \$499

**Options:**

CAL CAL TB133  
 MBB Moisture Barrier Back  
 MBS Moisture Barrier Seat  
 AHP Adjustable Head Rest Pillow  
 SS4 One - 4" Swivel Locking Caster

**List Price**

\$400  
 \$50  
 \$50  
 \$239  
 \$29

IV IV Pole and Bracket  
 FBH Foley Bag Holder  
 FTK0107 Foot Tray

**List Price**

\$219  
 \$79  
 \$199

*\*AHP option requires 1 yd. of fabric  
 \*Refer to page 161 for ordering guide.*

**Dimensions:**

Width 30"  
 Depth 37"  
 Height 44.5"  
 Seat Width 22.5"  
 Seat Depth 21"  
 Seat Height 20"  
 Back Height 24.5"  
 Arm Height 26"  
 Cubic Feet 22  
 COM 5  
 Seat Depth (kick-out) 37.5"  
 Reclined Depth 71"  
 Weight Capacity 500 lbs.  
 Weight 138 lbs.



L A  B O Y<sup>®</sup>

CONTRACT FURNITURE



- > Companion..... 177
- > Gratzi..... 179
- > Sparta..... 181



# Companion



## Product Specifications

- > Arms are black sculptured polypropylene
- > Steel frame construction
- > High quality synthetic seat webbing
- > Ganging tables available on all models
- > Ganging tables include connecting hardware
- > Standard with Adjustable Glides

## To Order, Specify

1. Model Number
2. Textile
3. Finish
4. Options

## Moisture Barrier Options

See Page 9

## Frame Finishes

- 042 Black
- 201 Platinum

## Options

- GL Leg Caps (No Upcharge)

## Thermofoil Ganging Table Top Finishes

- 042T Black
- 233T Espresso
- 251T Golden Maple
- 310T Aria
- 431T Dark Cherry
- 435T Classic Cherry
- 530T Medium Maple
- 829T Baroque

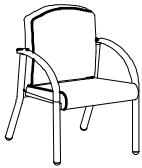
## Model #

### 92185WS - Wall Saver Guest Chair with Arms and Seat Clean-Out

### Leather Price

COM	2 / COL	3	4	5	6	7	8	9	10	AL	GL
679	689	699	709	749	789	839	899	959	1,029	929	1,039

W	D	H	SW	SD	SH	BH	AH	Weight	Cub. Ft.	COM	COL
22.5	28	33	19.5	19	19	17.5	25.5	38	13	2	24



### 92184WS - Wall Saver Armless Guest Chair with Seat Clean-Out

COM	2 / COL	3	4	5	6	7	8	9	10	AL	GL
659	669	679	689	729	769	819	879	929	1,009	909	1,019

W	D	H	SW	SD	SH	BH	AH	Weight	Cub. Ft.	COM	COL
22.5	28	33	19.5	19	19	17.5	N/A	35	13	2	24



### 9218LWS - Wall Saver Left Arm Guest Chair (facing) with Seat Clean-Out

COM	2 / COL	3	4	5	6	7	8	9	10	AL	GL
669	679	689	699	739	779	829	889	939	1,019	919	1,029

W	D	H	SW	SD	SH	BH	AH	Weight	Cub. Ft.	COM	COL
22.5	28	33	19.5	19	19	17.5	25.5	36	13	2	24



### 9218RWS - Wall Saver Right Arm Guest Chair (facing) with Seat Clean-Out

COM	2 / COL	3	4	5	6	7	8	9	10	AL	GL
669	679	689	699	739	779	829	889	939	1,019	919	1,029

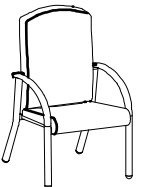
W	D	H	SW	SD	SH	BH	AH	Weight	Cub. Ft.	COM	COL
22.5	28	33	19.5	19	19	17.5	25.5	36	13	2	24



### 92185HBWS - High Back Wall Saver Guest Chair with Arms and Seat Clean-Out

COM	2 / COL	3	4	5	6	7	8	9	10	AL	GL
759	769	779	789	829	869	919	979	1,039	1,109	1,009	1,119

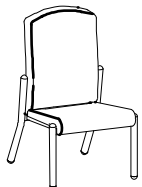
W	D	H	SW	SD	SH	BH	AH	Weight	Cub. Ft.	COM	COL
22.5	28	39	19.5	19	19	23	25.5	48	13	2.5	34



### 92184HBWS - High Back Wall Saver Armless Guest Chair with Seat Clean-Out

COM	2 / COL	3	4	5	6	7	8	9	10	AL	GL
729	749	759	769	809	849	899	959	1,019	1,089	989	1,099

W	D	H	SW	SD	SH	BH	AH	Weight	Cub. Ft.	COM	COL
22.5	28	39	19.5	19	19	23	N/A	45	13	2.5	34



# Companion Bariatric



### Product Specifications

- > Arms are black sculptured polypropylene
- > Steel frame construction
- > Ganging tables available on all models
- > Ganging tables include connecting hardware
- > Standard with Adjustable Glides

### To Order, Specify

1. Model Number
2. Textile
3. Finish
4. Options

### Moisture Barrier Options

See Page 9

### Frame Finishes

- 042 Black
- 201 Platinum

### Options

- GL Leg Caps (No Upcharge)

### Thermofoil Ganging Table Top Finishes

- 042T Black
- 233T Espresso
- 251T Golden Maple
- 310T Aria
- 431T Dark Cherry
- 435T Classic Cherry
- 530T Medium Maple
- 829T Baroque


### Model #

#### 92185BWS - Bariatric Wall Saver Chair with Arms and Seat Clean-Out

#### Leather Price

COM	2 / COL	3	4	5	6	7	8	9	10	AL	GL
1,009	1,019	1,039	1,059	1,099	1,159	1,239	1,299	1,379	1,479	1,199	1,329

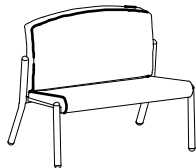
W	D	H	SW	SD	SH	BH	AH	Weight	Cub. Ft.	COM	COL
37	28	33	33.5	19	19	17.5	25.5	67	22	3	38



#### 92184BWS - Bariatric Wall Saver Armless Chair with Seat Clean-Out

COM	2 / COL	3	4	5	6	7	8	9	10	AL	GL
989	999	1,019	1,039	1,079	1,139	1,219	1,279	1,359	1,459	1,179	1,309

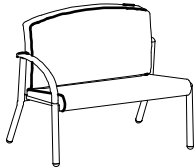
W	D	H	SW	SD	SH	BH	AH	Weight	Cub. Ft.	COM	COL
37	28	33	33.5	19	19	17.5	N/A	63	22	3	38



#### 9218LBWS - Bariatric Wall Saver Left Arm Chair (facing) with Seat Clean-Out

COM	2 / COL	3	4	5	6	7	8	9	10	AL	GL
999	1,009	1,029	1,049	1,089	1,149	1,229	1,289	1,369	1,469	1,189	1,319

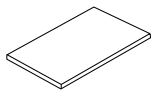

W	D	H	SW	SD	SH	BH	AH	Weight	Cub. Ft.	COM	COL
37	28	33	33.5	19	19	17.5	25.5	65	22	3	38



#### 9218RBWS - Bariatric Wall Saver Right Arm Chair (facing) with Seat Clean-Out

COM	2 / COL	3	4	5	6	7	8	9	10	AL	GL
999	1,009	1,029	1,049	1,089	1,149	1,229	1,289	1,369	1,469	1,189	1,319

W	D	H	SW	SD	SH	BH	AH	Weight	Cub. Ft.	COM	COL
37	28	33	33.5	19	19	17.5	25.5	65	22	3	38

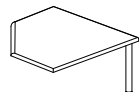


**93286** Intervening Ganging Table

#### List Price

409

W	D	H	Weight	Cub. Ft.
23	16.5	16.5	15	2

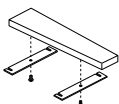


**93287** Corner Ganging Table\*  
\*(leg is available in 042 Black frame finish only)

#### List Price

519

W	D	H	Weight	Cub. Ft.
30	30	16.5	39	3



**93288** Small Ganging Table Bracket\*  
\*(use to gang chairs together)

#### List Price

108

W	D	H	Weight	Cub. Ft.
4	16.5	16.5	3	1

# Gratzi



## Product Specifications

- > Arms are black sculptured polypropylene
- > Steel frame construction
- > Ganging tables available on all models
- > High quality synthetic seat webbing
- > Ganging tables include connecting hardware
- > Standard with Adjustable Glides

## To Order, Specify

1. Model Number
2. Textile
3. Finish
4. Options

## Frame Finishes

- 042 Black
- 201 Platinum

## Options

- SW Back Sewn without Seam (No Upcharge)
- GL Leg Caps (No Upcharge)

## Thermofoil Ganging Table Top Finishes

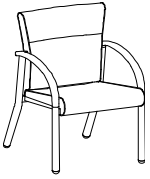
- 042T Black
- 233T Espresso
- 251T Golden Maple
- 310T Aria
- 431T Dark Cherry
- 435T Classic Cherry
- 530T Medium Maple
- 829T Baroque

## Moisture Barrier Options

See Page 9

## \*Stitching Options

Inside back stitching available only on solid color leather and vinyl

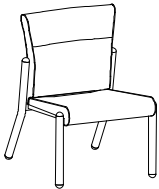


### LF14AWS - Wall Saver Guest Chair with Arms and Seat Clean-Out

### Leather Price

COM	2 / COL	3	4	5	6	7	8	9	10	AL	GL
679	689	699	709	749	789	839	899	959	1,029	929	1,039

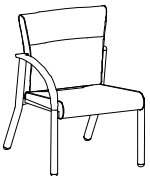
W	D	H	SW	SD	SH	BH	AH	Weight	Cub. Ft.	COM	COL
22.5	28	34	19.5	19	19	18.5	25.5	39	13	2	24



### LF14NWS - Wall Saver Armless Guest Chair with Seat Clean-Out

COM	2 / COL	3	4	5	6	7	8	9	10	AL	GL
659	669	679	689	729	769	819	879	929	1,009	909	1,019

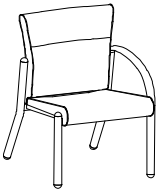
W	D	H	SW	SD	SH	BH	AH	Weight	Cub. Ft.	COM	COL
22.5	28	34	19.5	19	19	18.5	N/A	37	13	2	24



### LF14LWS - Wall Saver Left Arm Guest Chair (facing) with Seat Clean-Out

COM	2 / COL	3	4	5	6	7	8	9	10	AL	GL
669	679	689	699	739	779	829	889	939	1,019	919	1,029


W	D	H	SW	SD	SH	BH	AH	Weight	Cub. Ft.	COM	COL
22.5	28	34	19.5	19	19	18.5	25.5	37	13	2	24



### LF14RWS - Wall Saver Right Arm Guest Chair (facing) with Seat Clean-Out

COM	2 / COL	3	4	5	6	7	8	9	10	AL	GL
669	679	689	699	739	779	829	889	939	1,019	919	1,029

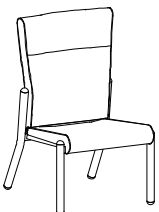
W	D	H	SW	SD	SH	BH	AH	Weight	Cub. Ft.	COM	COL
22.5	28	34	19.5	19	19	18.5	25.5	37	13	2	24



### LF14AHBWS - High Back Wall Saver Guest Chair with Arms and Seat Clean-Out

COM	2 / COL	3	4	5	6	7	8	9	10	AL	GL
759	769	779	789	829	869	919	979	1,039	1,109	1,009	1,119

W	D	H	SW	SD	SH	BH	AH	Weight	Cub. Ft.	COM	COL
22.5	28	40	19.5	19	19	24	25.5	41	13	2.5	34



### LF14NHBWS - High Back Wall Saver Armless Guest Chair with Seat Clean-Out

COM	2 / COL	3	4	5	6	7	8	9	10	AL	GL
729	749	759	769	809	849	899	959	1,019	1,089	989	1,099

W	D	H	SW	SD	SH	BH	AH	Weight	Cub. Ft.	COM	COL
22.5	28	40	19.5	19	19	24	N/A	37	13	2.5	34

# Gratzi Bariatric



### Product Specifications

- > Arms are black sculptured polypropylene
- > Steel frame construction
- > Ganging tables available on all models
- > Ganging tables include connecting hardware
- > Standard with Adjustable Glides

### To Order, Specify

1. Model Number
2. Textile
3. Finish
4. Options

### Frame Finishes

- 042 Black
- 201 Platinum

### Options

- SW Back Sewn without Seam (No Upcharge)
- GL Leg Caps (No Upcharge)

### Thermofoil Ganging Table Top Finishes


- 042T Black
- 233T Espresso
- 251T Golden Maple
- 310T Aria
- 431T Dark Cherry
- 435T Classic Cherry
- 530T Medium Maple
- 829T Baroque

### Moisture Barrier Options

See Page 9


### \*Stitching Options

Inside back stitching available only on solid color leather and vinyl




BLF14AWS - Bariatric Wall Saver Chair with Arms and Seat Clean-Out											Leather Price	
COM	2 / COL	3	4	5	6	7	8	9	10	AL	GL	
1,009	1,019	1,039	1,059	1,099	1,159	1,239	1,299	1,379	1,479	1,199	1,329	

W	D	H	SW	SD	SH	BH	AH	Weight	Cub. Ft.	COM	COL
37	28	34	33.5	19	19	18.5	25.5	68	23	3	38




BLF14NWS - Bariatric Wall Saver Armless with Seat Clean-Out											Leather Price	
COM	2 / COL	3	4	5	6	7	8	9	10	AL	GL	
989	999	1,019	1,039	1,079	1,139	1,219	1,279	1,359	1,459	1,179	1,309	

W	D	H	SW	SD	SH	BH	AH	Weight	Cub. Ft.	COM	COL
37	28	34	33.5	19	19	18.5	N/A	64	21	3	38



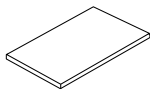
BLF14LWS - Bariatric Wall Saver Left Arm (facing) with Seat Clean-Out											Leather Price	
COM	2 / COL	3	4	5	6	7	8	9	10	AL	GL	
999	1,099	1,029	1,049	1,089	1,149	1,229	1,289	1,369	1,469	1,189	1,319	

W	D	H	SW	SD	SH	BH	AH	Weight	Cub. Ft.	COM	COL
37	28	34	33.5	19	19	18.5	25.5	66	22	3	38



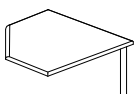
BLF14RWS - Bariatric Wall Saver Right Arm (facing) with Seat Clean-Out											Leather Price	
COM	2 / COL	3	4	5	6	7	8	9	10	AL	GL	
999	1,099	1,029	1,049	1,089	1,149	1,229	1,289	1,369	1,469	1,189	1,319	

W	D	H	SW	SD	SH	BH	AH	Weight	Cub. Ft.	COM	COL
37	28	34	33.5	19	19	18.5	25.5	66	22	3	38



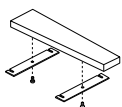
<b>93286</b>	Intervening Ganging Table	<b>List Price</b> 409
--------------	---------------------------	--------------------------

W	D	H	Weight	Cub. Ft.
23	16.5	16.5	15	2



<b>93287</b>	Corner Ganging Table* <i>*(leg is available in 042 Black frame finish only)</i>	<b>List Price</b> 519
--------------	--	--------------------------

W	D	H	Weight	Cub. Ft.
30	30	16.5	39	3



<b>93288</b>	Small Ganging Table Bracket <i>*(use to gang chairs together)</i>	<b>List Price</b> 108
--------------	--	--------------------------

W	D	H	Weight	Cub. Ft.
4	16.5	16.5	3	1

# Sparta



## Product Specifications

- > Standard with black urethane arm caps
- > Steel frame construction
- > Ganging tables available on all models, excluding Hip Chair
- > High quality synthetic seat webbing
- > Ganging tables include connecting hardware
- > Standard with Adjustable Glides

## To Order, Specify

1. Model Number
2. Textile
3. Finish
4. Options

## Frame Finishes

- |     |          |
|-----|----------|
| 042 | Black    |
| 201 | Platinum |

## Options

- |    |                                      |
|----|--------------------------------------|
| WA | Wood Arm Caps (Add \$69 per arm cap) |
| GL | Leg Caps (No Upcharge)               |

## Wood Arm Cap Finishes

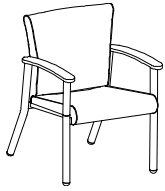
See Page 9

## Moisture Barrier Options

See Page 9

## Thermofoil Ganging Table Top Finishes

- |      |                |
|------|----------------|
| 042T | Black          |
| 233T | Espresso       |
| 251T | Golden Maple   |
| 310T | Aria           |
| 431T | Dark Cherry    |
| 435T | Classic Cherry |
| 530T | Medium Maple   |
| 829T | Baroque        |



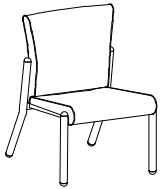
## Model #

### SP14AWS - Wall Saver Guest Chair with Arms and Seat Clean-Out

### Leather Price

COM	2 / COL	3	4	5	6	7	8	9	10	AL	GL
799	809	819	829	869	889	939	999	1,059	1,129	999	1,109

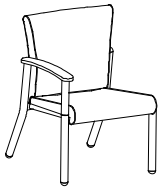
W	D	H	SW	SD	SH	BH	AH	Weight	Cub. Ft.	COM	COL
23.5	28	34	18.5	19	19	18.5	26	39	13	2	24



### SP14NWS - Wall Saver Armless Guest Chair with Seat Clean-Out

COM	2 / COL	3	4	5	6	7	8	9	10	AL	GL
719	729	739	759	789	829	869	929	989	1,059	949	1,079

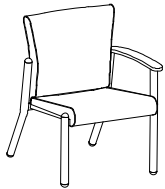
W	D	H	SW	SD	SH	BH	AH	Weight	Cub. Ft.	COM	COL
22.5	28	34	19.5	19	19	18.5	N/A	36	13	2	24



### SP14LWS - Wall Saver Left Arm Guest Chair (facing) with Seat Clean-Out

COM	2 / COL	3	4	5	6	7	8	9	10	AL	GL
759	769	779	799	829	849	899	959	1,019	1,089	989	1,099

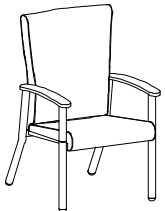
W	D	H	SW	SD	SH	BH	AH	Weight	Cub. Ft.	COM	COL
23	28	34	19	19	19	18.5	26	37	13	2	24



### SP14RWS - Wall Saver Right Arm Guest Chair (facing) with Seat Clean-Out

COM	2 / COL	3	4	5	6	7	8	9	10	AL	GL
759	769	779	799	829	849	899	959	1,019	1,089	989	1,099

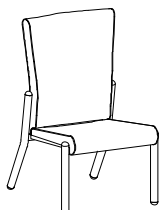
W	D	H	SW	SD	SH	BH	AH	Weight	Cub. Ft.	COM	COL
23	28	34	19	19	19	18.5	26	37	13	2	24



### SP14AHBWS - High Back Wall Saver Guest Chair with Arms and Seat Clean-Out

COM	2 / COL	3	4	5	6	7	8	9	10	AL	GL
849	859	869	879	919	959	1,009	1,069	1,119	1,199	1,079	1,189

W	D	H	SW	SD	SH	BH	AH	Weight	Cub. Ft.	COM	COL
23.5	28	40	18.5	19	19	24	26	41	13	2.5	34



### SP14NHBWS - High Back Wall Saver Armless Guest Chair with Seat Clean-Out

COM	2 / COL	3	4	5	6	7	8	9	10	AL	GL
799	809	819	829	869	909	949	1,009	1,069	1,139	1,029	1,159

W	D	H	SW	SD	SH	BH	AH	Weight	Cub. Ft.	COM	COL
22.5	28	40	19.5	19	19	24	N/A	37	13	2.5	34

# Sparta Bariatric



## Product Specifications

- > Standard with black urethane arm caps
- > Steel frame construction
- > Ganging tables available on all models, excluding Hip Chair
- > High quality synthetic seat webbing
- > Ganging tables include connecting hardware
- > Standard with Adjustable Glides

## To Order, Specify

1. Model Number
2. Textile
3. Finish
4. Options

## Frame Finishes

- 042 Black
- 201 Platinum

## Options

- WA Wood Arm Caps (Add \$69 per arm cap)
- GL Leg Caps (No Upcharge)

## Wood Arm Cap Finishes


See Page 9

## Moisture Barrier Options

See Page 9

## Thermofoil Ganging Table Top Finishes

- 042T Black
- 233T Espresso
- 251T Golden Maple
- 310T Aria
- 431T Dark Cherry
- 435T Classic Cherry
- 530T Medium Maple
- 829T Baroque




## Model #

### BSP14AWS - Bariatric Wall Saver Chair with Arms and Seat Clean-Out

### Leather Price

COM	2 / COL	3	4	5	6	7	8	9	10	AL	GL
1,149	1,159	1,179	1,199	1,239	1,299	1,369	1,439	1,519	1,619	1,339	1,469


W	D	H	SW	SD	SH	BH	AH	Weight	Cub. Ft.	COM	COL
37.5	28	34	32.5	19	19	18.5	26	67	22	3	38



### BSP14NWS - Bariatric Wall Saver Armless Chair with Seat Clean-Out

COM	2 / COL	3	4	5	6	7	8	9	10	AL	GL
1,049	1,059	1,079	1,099	1,149	1,199	1,239	1,269	1,419	1,519	1,219	1,339


W	D	H	SW	SD	SH	BH	AH	Weight	Cub. Ft.	COM	COL
36.5	28	34	33.5	19	19	18.5	N/A	62	22	3	38



### BSP14LWS - Bariatric Wall Saver Left Arm Chair (facing) with Seat Clean-Out

COM	2 / COL	3	4	5	6	7	8	9	10	AL	GL
1,099	1,109	1,129	1,149	1,199	1,249	1,319	1,389	1,469	1,569	1,279	1,409

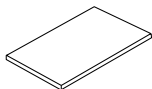
W	D	H	SW	SD	SH	BH	AH	Weight	Cub. Ft.	COM	COL
37	28	34	33	19	19	18.5	26	64	22	3	38



### BSP14RWS - Bariatric Wall Saver Right Arm Chair (facing) with Seat Clean-Out

COM	2 / COL	3	4	5	6	7	8	9	10	AL	GL
1,099	1,109	1,129	1,149	1,199	1,249	1,319	1,389	1,469	1,569	1,279	1,409

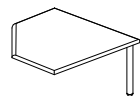
W	D	H	SW	SD	SH	BH	AH	Weight	Cub. Ft.	COM	COL
37	28	34	33	19	19	18.5	26	64	22	3	38



**93286** Intervening Ganging Table

List Price
409

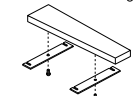
W	D	H	Weight	Cub. Ft.
23	16.5	16.5	19	2



**93287** Corner Ganging Table\*  
\*(leg is available in 042 Black frame finish only)

List Price
519

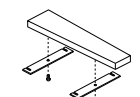
W	D	H	Weight	Cub. Ft.
30	30	16.5	39	3



**SGB** Small Ganging Table Bracket  
(use only when ganging chairs arm to arm)

List Price
108

W	D	H	Weight	Cub. Ft.
5	16.5	16.5	4	1



**93288** Small Ganging Table Bracket  
(use only when ganging chairs arm to armless or armless to armless)

List Price
108

W	D	H	Weight	Cub. Ft.
4	16.5	16.5	3	1

# Sparta Hip Chair



### Product Specifications

- > Standard with black urethane arm caps
- > Steel frame construction
- > High quality synthetic seat webbing
- > Standard with Adjustable Glides

### To Order, Specify

1. Model Number
2. Textile
3. Finish
4. Options

### Frame Finishes

- 042 Black
- 201 Platinum

### Options


- WA Wood Arm Caps (Add \$69 per arm cap)
- GL Leg Caps (No Upcharge)

### Wood Arm Cap Finishes

See Page 9

### Moisture Barrier Options

See Page 9



### Model #

#### SP14AHIP - Hip Chair with Seat Clean-Out

#### Leather Price

COM	2 / COL	3	4	5	6	7	8	9	10	AL	GL
1,019	1,029	1,039	1,059	1,089	1,119	1,159	1,209	1,259	1,329	1,189	1,269

W	D	H	SW	SD	SH	BH	AH	Weight	Cub. Ft.	COM	COL
23.5	28.5	42	18.5	19	25	18.5	33	49	13	2	24

> Florin..... 185

> Odeon Public Area Seating..... 187



# Florin



## Product Specifications

- > European beech frame with solid mortise and tenon construction
- > Guest chairs feature high quality synthetic seat webbing
- > Clean out between seat and back
- > Standard with adjustable glides

## To Order, Specify

1. Model Number
2. Textile
3. Finish
4. Options

## Ganging Table Thermofoil Finishes


042T	Black
233T	Espresso
251T	Golden Maple
310T	Aria
431T	Dark Cherry
435T	Classic Cherry
530T	Medium Maple
829T	Baroque

## Moisture Barrier Options

See Page 9

## Wood Finishes


See Page 9



## Model #


### FL10 - Guest Chair

										Leather Price	
COM	2 / COL	3	4	5	6	7	8	9	10	AL	GL
879	909	949	979	1,019	1,049	1,089	1,139	1,159	1,249	1,119	1,179
W	D	H	SW	SD	SH	BH	AH	Weight	Cub. Ft.	COM	COL
23.5	26.5	34.5	20	18	18.5	17.5	26	30	14	1.5	27




### FL10B - 30" Bariatric Chair

COM	2 / COL	3	4	5	6	7	8	9	10	AL	GL
1,229	1,249	1,269	1,299	1,339	1,419	1,479	1,549	1,629	1,749	1,539	1,669
W	D	H	SW	SD	SH	BH	AH	Weight	Cub. Ft.	COM	COL
34	26.5	34.5	30	17	18.5	18	26	51	21	2.5	38




### FL10H - High Back Guest Chair

COM	COL	3	4	5	6	7	8	9	10	AL	GL
1,029	1,059	1,069	1,079	1,109	1,149	1,199	1,249	1,299	1,359	1,229	1,309
W	D	H	SW	SD	SH	BH	AH	Weight	Cub. Ft.	COM	COL
23.5	26.5	42	20	18	18.5	25.5	26	52	22	2	32



### FL11B - 41.5" Bariatric Chair

COM	2 / COL	3	4	5	6	7	8	9	10	AL	GL
1,389	1,399	1,419	1,459	1,519	1,609	1,699	1,819	1,919	2,069	1,799	1,959
W	D	H	SW	SD	SH	BH	AH	Weight	Cub. Ft.	COM	COL
45.5	26.5	34.5	41.5	17	18.5	18	26	55	33	2.5	38



### FL20 - 2 Seat Guest Chair

COM	2 / COL	3	4	5	6	7	8	9	10	AL	GL
1,459	1,569	1,639	1,669	1,719	1,789	1,849	1,929	2,019	2,139	1,929	2,039
W	D	H	SW	SD	SH	BH	AH	Weight	Cub. Ft.	COM	COL
45	26.5	34.5	20	18	18	17.5	26	54	33	3	36

# Florin



### Product Specifications

- > European beech frame with solid mortise and tenon construction
- > Guest chairs feature high quality synthetic seat webbing
- > Clean out between seat and back
- > Standard with adjustable glides

### To Order, Specify

1. Model Number
2. Textile
3. Finish
4. Options

### Ganging Table Thermofoil Finishes

- 042T Black
- 233T Espresso
- 251T Golden Maple
- 310T Aria
- 431T Dark Cherry
- 435T Classic Cherry
- 530T Medium Maple
- 829T Baroque

### Moisture Barrier Options


See Page 9

### Wood Finishes

See Page 9


### Model #

#### FL30 - 3 Seat Guest Chair

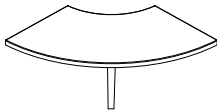


										Leather Price	
COM	2 / COL	3	4	5	6	7	8	9	10	AL	GL
2,039	2,209	2,299	2,339	2,429	2,549	2,669	2,819	2,999	3,159	2,789	3,029
W	D	H	SW	SD	SH	BH	AH	Weight	Cub. Ft.	COM	COL
66.5	26.5	34.5	20	18	18	17.5	26	82	48	5	45

#### FL40 - 4 Seat Guest Chair



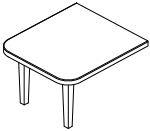
COM	2 / COL	3	4	5	6	7	8	9	10	AL	GL
2,819	2,999	3,049	3,119	3,249	3,389	3,609	3,769	3,969	4,249	3,729	3,709
W	D	H	SW	SD	SH	BH	AH	Weight	Cub. Ft.	COM	COL
88	26.5	34.5	20	18	18	17.5	26	97	61	6.5	54



#### GTC03-T Corner Ganging Table

List Price
599

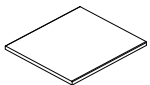
W	D	H	Weight	Cub. Ft.
26.5	26.5	14	32	3



#### GTE03-T End Ganging Table

List Price
539

W	D	H	Weight	Cub. Ft.
20	15.5	14	19	2



#### GTI03-T Intervening Ganging Table

List Price
409

W	D	H	Weight	Cub. Ft.
20	15.5	14	17	2

# Odeon Public Area Seating



## Product Specifications

- > Solid European beech hardwood frames
- > Arms and legs joined by finger joint engineering
- > Clean out between seat and back
- > Guest chairs feature high quality synthetic seat webbing
- > Standard with adjustable glides

## To Order, Specify

1. Model Number
2. Textile
3. Finish
4. Options

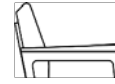
## Wood Finishes

See Page 9

## Moisture Barrier Options

See Page 9

## Options



UB Urethane Arm Cap  
(Add \$69 per arm cap)

## Ganging Table Thermofoil Finishes


042T	Black
233T	Espresso
251T	Golden Maple
310T	Aria
431T	Dark Cherry
435T	Classic Cherry
530T	Medium Maple
829T	Baroque

## Model #

### OP10 - Guest Chair

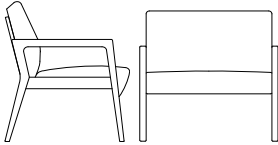
### Leather Price

COM	2 / COL	3	4	5	6	7	8	9	10	AL	GL
1,039	1,059	1,069	1,079	1,129	1,159	1,199	1,259	1,309	1,389	1,249	1,339
W	D	H	SW	SD	SH	BH	AH	Weight	Cub. Ft.	COM	COL
23	26.5	33.5	20	18	19	16.5	25	37	14	2	27




### OP10B - 30" Bariatric Chair

COM	2 / COL	3	4	5	6	7	8	9	10	AL	GL
1,299	1,329	1,339	1,369	1,419	1,479	1,559	1,629	1,719	1,829	1,619	1,739
W	D	H	SW	SD	SH	BH	AH	Weight	Cub. Ft.	COM	COL
33	26.5	33.5	30	18	19	16.5	25	52	21	2.5	37



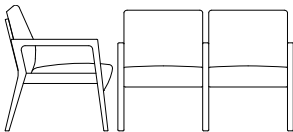
### OP10H - High Back Guest Chair

COM	2 / COL	3	4	5	6	7	8	9	10	AL	GL
1,139	1,149	1,169	1,189	1,219	1,279	1,329	1,409	1,479	1,579	1,389	1,499
W	D	H	SW	SD	SH	BH	AH	Weight	Cub. Ft.	COM	COL
23	26.5	44	20	18	19	27.5	25	48	22	2.5	34




### OP20 - 2 Seat Guest Chair

COM	2 / COL	3	4	5	6	7	8	9	10	AL	GL
1,789	1,809	1,829	1,859	1,929	2,009	2,099	2,209	2,319	2,459	2,189	2,349
W	D	H	SW	SD	SH	BH	AH	Weight	Cub. Ft.	COM	COL
44	26.5	33.5	20	18	19	16.5	25	72	33	3.5	53



### OP20BL - 2 Seat 30" Left Bariatric Chair

COM	2 / COL	3	4	5	6	7	8	9	10	AL	GL
2,029	2,049	2,079	2,129	2,199	2,299	2,409	2,549	2,679	2,849	2,519	2,719
W	D	H	SW	SD	SH	BH	AH	Weight	Cub. Ft.	COM	COL
54.5	26.5	33.5	50	18	19	16.5	25	84	48	4	64



# Odeon Public Area Seating

## Product Specifications

- > Solid European beech hardwood frames
- > Arms and legs joined by finger joint engineering
- > Clean out between seat and back
- > Guest chairs feature high quality synthetic seat webbing
- > Standard with adjustable glides



## To Order, Specify

1. Model Number
2. Textile
3. Finish
4. Options

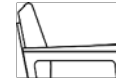
## Wood Finishes

See Page 9

## Moisture Barrier Options

See Page 9

## Options



UB Urethane Arm Cap  
(Add \$69 per arm cap)

## Ganging Table Thermofoil Finishes

- 042T Black
- 233T Espresso
- 251T Golden Maple
- 310T Aria
- 431T Dark Cherry
- 435T Classic Cherry
- 530T Medium Maple
- 829T Baroque

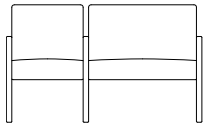


## Model #

### OP20BR - 2 Seat 30" Right Bariatric Chair

### Leather Price

COM	2 / COL	3	4	5	6	7	8	9	10	AL	GL
2,029	2,049	2,079	2,129	2,199	2,299	2,409	2,549	2,679	2,849	2,519	2,719

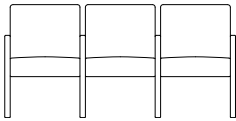


W	D	H	SW	SD	SH	BH	AH	Weight	Cub. Ft.	COM	COL
54.5	26.5	33.5	50	18	19	16.5	25	84	48	4	64



### OP30 - 3 Seat Guest Chair

COM	2 / COL	3	4	5	6	7	8	9	10	AL	GL
2,459	2,479	2,519	2,569	2,679	2,799	2,929	3,109	3,289	3,499	3,069	3,349

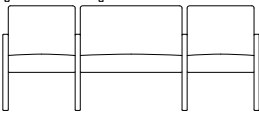


W	D	H	SW	SD	SH	BH	AH	Weight	Cub. Ft.	COM	COL
65.5	26.5	33.5	20	18	19	16.5	25	98	48	5	79



### OP30BC - 3 Seat 30" Center Bariatric Chair

COM	2 / COL	3	4	5	6	7	8	9	10	AL	GL
2,589	2,619	2,649	2,699	2,809	2,939	3,089	3,269	3,459	3,689	3,239	3,499

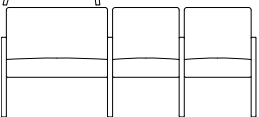


W	D	H	SW	SD	SH	BH	AH	Weight	Cub. Ft.	COM	COL
75.5	26.5	33.5	69.5	18	19	16.5	25	105	58	5.5	90



### OP30BL - 3 Seat 30" Left Bariatric Chair

COM	2 / COL	3	4	5	6	7	8	9	10	AL	GL
2,589	2,619	2,649	2,699	2,809	2,939	3,089	3,269	3,459	3,689	3,239	3,499

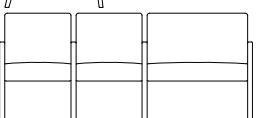


W	D	H	SW	SD	SH	BH	AH	Weight	Cub. Ft.	COM	COL
75.5	26.5	33.5	69.5	18	19	16.5	25	105	58	5.5	90



### OP30BR - 3 Seat 30" Right Bariatric Chair

COM	2 / COL	3	4	5	6	7	8	9	10	AL	GL
2,589	2,619	2,649	2,699	2,809	2,939	3,089	3,269	3,459	3,689	3,239	3,499



W	D	H	SW	SD	SH	BH	AH	Weight	Cub. Ft.	COM	COL
75.5	26.5	33.5	69.5	18	19	16.5	25	105	58	5.5	90

# Odeon Public Area Seating

## Product Specifications

- > Solid European beech hardwood frames
- > Arms and legs joined by finger joint engineering
- > Clean out between seat and back
- > Guest chairs feature high quality synthetic seat webbing
- > Standard with adjustable glides



### To Order, Specify

1. Model Number
2. Textile
3. Finish
4. Options

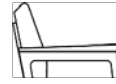
### Wood Finishes

See Page 9

### Moisture Barrier Options

See Page 9

## Options



UB Urethane Arm Cap  
(Add \$69 per arm cap)

## Ganging Table Thermofoil Finishes

- 042T Black
- 233T Espresso
- 251T Golden Maple
- 310T Aria
- 431T Dark Cherry
- 435T Classic Cherry
- 530T Medium Maple
- 829T Baroque

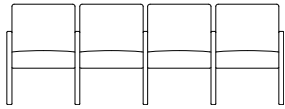


## Model #

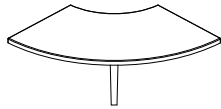
### OP40 - 4 Seat Guest Chair

### Leather Price

COM	2 / COL	3	4	5	6	7	8	9	10	AL	GL
3,179	3,219	3,239	3,319	3,449	3,619	3,779	4,029	4,199	4,529	3,989	4,349



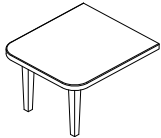
W	D	H	SW	SD	SH	BH	AH	Weight	Cub. Ft.	COM	COL
86.5	26.5	33.5	20	18	19	16.5	25	130	61	6	106



### GTC03-T Corner Ganging Table

List Price
599

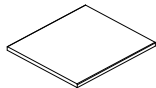
W	D	H	Weight	Cub. Ft.
26.5	26.5	14	32	3



### GTE03-T End Ganging Table

List Price
539

W	D	H	Weight	Cub. Ft.
20	15.5	14	19	2



### GTI03-T Intervening Ganging Table

List Price
409

W	D	H	Weight	Cub. Ft.
20	15.5	14	17	2

- > Companion..... 191
- > Gratzi.....192
- > Sparta..... 193

# Companion Bariatric



### Product Specifications

- > Arms are black sculptured polypropylene
- > Steel frame construction
- > Ganging tables available on all models
- > Ganging tables include connecting hardware
- > Standard with Adjustable Glides

### To Order, Specify

1. Model Number
2. Textile
3. Finish
4. Options

### Frame Finishes

- 042 Black
- 201 Platinum

### Options

- GL Leg Caps (No Upcharge)

### Thermofoil Ganging Table Top Finishes

- 042T Black
- 233T Espresso
- 251T Golden Maple
- 310T Aria
- 431T Dark Cherry
- 435T Classic Cherry
- 530T Medium Maple
- 829T Baroque

### Moisture Barrier Options

See Page 9


### Model #

#### 92185BWS - Bariatric Wall Saver Chair with Arms and Seat Clean-Out

#### Leather Price

COM	2 / COL	3	4	5	6	7	8	9	10	AL	GL
1,009	1,019	1,039	1,059	1,099	1,159	1,239	1,299	1,379	1,479	1,199	1,329


W	D	H	SW	SD	SH	BH	AH	Weight	Cub. Ft.	COM	COL
37	28	33	33.5	19	19	17.5	25.5	67	22	3	38



#### 92184BWS - Bariatric Wall Saver Armless with Seat Clean-Out

COM	2 / COL	3	4	5	6	7	8	9	10	AL	GL
989	999	1,019	1,039	1,079	1,139	1,219	1,279	1,359	1,459	1,179	1,309

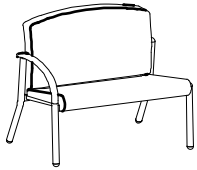
W	D	H	SW	SD	SH	BH	AH	Weight	Cub. Ft.	COM	COL
37	28	33	33.5	19	19	17.5	N/A	63	22	3	38



#### 9218LBWS - Bariatric Wall Saver Left Arm (facing) with Seat Clean-Out

COM	2 / COL	3	4	5	6	7	8	9	10	AL	GL
999	1,009	1,029	1,049	1,089	1,149	1,229	1,289	1,369	1,469	1,189	1,319

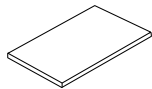

W	D	H	SW	SD	SH	BH	AH	Weight	Cub. Ft.	COM	COL
37	28	33	33.5	19	19	17.5	25.5	65	22	3	38



#### 9218RBWS - Bariatric Wall Saver Right Arm (facing) with Seat Clean-Out

COM	2 / COL	3	4	5	6	7	8	9	10	AL	GL
999	1,009	1,029	1,049	1,089	1,149	1,229	1,289	1,369	1,469	1,189	1,319

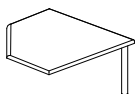
W	D	H	SW	SD	SH	BH	AH	Weight	Cub. Ft.	COM	COL
37	28	33	33.5	19	19	17.5	25.5	65	22	3	38



**93286** Intervening Ganging Table

List Price
409

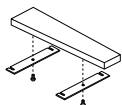
W	D	H	Weight	Cub. Ft.
23	16.5	16.5	15	2



**93287** Corner Ganging Table\*  
\*(leg is available in 042 Black frame finish only)

List Price
519

W	D	H	Weight	Cub. Ft.
30	30	16.5	39	3



**93288** Small Ganging Table Bracket  
\*(use to gang chairs together)

List Price
108

W	D	H	Weight	Cub. Ft.
4	16.5	16.5	3	1

# Gratzi Bariatric



### Product Specifications

- > Arms are black sculptured polypropylene
- > Steel frame construction
- > Ganging tables available on all models
- > Ganging tables include connecting hardware
- > Standard with Adjustable Glides

### To Order, Specify

1. Model Number
2. Textile
3. Finish
4. Options

### Frame Finishes

- 042 Black
- 201 Platinum

### Options

- SW Back Sewn without Seam (No Upcharge)
- GL Leg Caps (No Upcharge)

### Thermofoil Ganging Table Top Finishes


- 042T Black
- 233T Espresso
- 251T Golden Maple
- 310T Aria
- 431T Dark Cherry
- 435T Classic Cherry
- 530T Medium Maple
- 829T Baroque

### Moisture Barrier Options

See Page 9

### \*Stitching Options

Inside back stitching available only on solid color leather and vinyl




### Model #

#### BLF14AWS - Bariatric Wall Saver Chair with Arms and Seat Clean-Out

#### Leather Price

COM	2 / COL	3	4	5	6	7	8	9	10	AL	GL
1,009	1,019	1,039	1,059	1,099	1,159	1,239	1,299	1,379	1,479	1,199	1,329


W	D	H	SW	SD	SH	BH	AH	Weight	Cub. Ft.	COM	COL
37	28	34	33.5	19	19	18.5	25.5	68	23	3	38



#### BLF14NWS - Bariatric Wall Saver Armless with Seat Clean-Out

COM	2 / COL	3	4	5	6	7	8	9	10	AL	GL
989	999	1,019	1,039	1,079	1,139	1,219	1,279	1,359	1,459	1,179	1,309


W	D	H	SW	SD	SH	BH	AH	Weight	Cub. Ft.	COM	COL
37	28	34	33.5	19	19	18.5	N/A	64	21	3	38



#### BLF14LWS - Bariatric Wall Saver Left Arm (facing) with Seat Clean-Out

COM	2 / COL	3	4	5	6	7	8	9	10	AL	GL
999	1,099	1,029	1,049	1,089	1,149	1,229	1,289	1,369	1,469	1,189	1,319

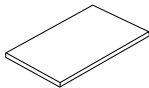
W	D	H	SW	SD	SH	BH	AH	Weight	Cub. Ft.	COM	COL
37	28	34	33.5	19	19	18.5	25.5	66	22	3	38



#### BLF14RWS - Bariatric Wall Saver Right Arm (facing) with Seat Clean-Out

COM	2 / COL	3	4	5	6	7	8	9	10	AL	GL
999	1,099	1,029	1,049	1,089	1,149	1,229	1,289	1,369	1,469	1,189	1,319

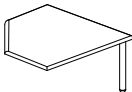
W	D	H	SW	SD	SH	BH	AH	Weight	Cub. Ft.	COM	COL
37	28	34	33.5	19	19	18.5	25.5	66	22	3	38



**93286** Intervening Ganging Table

List Price
409

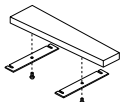
W	D	H	Weight	Cub. Ft.
23	16.5	16.5	15	2



**93287** Corner Ganging Table\*  
\*(leg is available in 042 Black frame finish only)

List Price
519

W	D	H	Weight	Cub. Ft.
30	30	16.5	39	3



**93288** Small Ganging Table Bracket  
\*(use to gang chairs together)

List Price
108

W	D	H	Weight	Cub. Ft.
4	16.5	16.5	3	1



# Sparta Bariatric



## Product Specifications

- > Standard with black urethane arm caps
- > Steel frame construction
- > Ganging tables available on all models
- > Ganging tables include connecting hardware
- > Standard with Adjustable Glides

## To Order, Specify

1. Model Number
2. Textile
3. Finish
4. Options

## Moisture Barrier Options

See Page 9

## Wood Arm Cap Finishes

See Page 9

## Options


- WA Wood Arm Caps (Add \$69 per arm cap)
- GL Leg Caps (No Upcharge)

## Thermofoil Ganging Table Top Finishes

- 042T Black
- 233T Espresso
- 251T Golden Maple
- 310T Aria
- 431T Dark Cherry
- 435T Classic Cherry
- 530T Medium Maple
- 829T Baroque

## Frame Finishes

- 042 Black
- 201 Platinum




## Model #

### BSP14AWS - Bariatric Wall Saver Chair with Arms and Seat Clean-Out

### Leather Price

COM	2 / COL	3	4	5	6	7	8	9	10	AL	GL
1,149	1,159	1,179	1,199	1,239	1,299	1,369	1,439	1,519	1,619	1,339	1,469


W	D	H	SW	SD	SH	BH	AH	Weight	Cub. Ft.	COM	COL
37.5	28	34	32.5	19	19	18.5	26	67	22	3	38



### BSP14NWS - Bariatric Wall Saver Armless Chair with Seat Clean-Out

COM	2 / COL	3	4	5	6	7	8	9	10	AL	GL
1,049	1,059	1,079	1,099	1,149	1,199	1,239	1,269	1,419	1,519	1,219	1,339


W	D	H	SW	SD	SH	BH	AH	Weight	Cub. Ft.	COM	COL
36.5	28	34	33.5	19	19	18.5	N/A	62	22	3	38



### BSP14LWS - Bariatric Wall Saver Left Arm Chair (facing) with Seat Clean-Out

COM	2 / COL	3	4	5	6	7	8	9	10	AL	GL
1,099	1,109	1,129	1,149	1,199	1,249	1,319	1,389	1,469	1,569	1,279	1,409

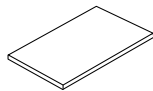
W	D	H	SW	SD	SH	BH	AH	Weight	Cub. Ft.	COM	COL
37	28	34	33	19	19	18.5	26	64	22	3	38



### BSP14RWS - Bariatric Wall Saver Right Arm Chair (facing) with Seat Clean-Out

COM	2 / COL	3	4	5	6	7	8	9	10	AL	GL
1,099	1,109	1,129	1,149	1,199	1,249	1,319	1,389	1,469	1,569	1,279	1,409

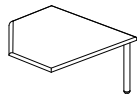
W	D	H	SW	SD	SH	BH	AH	Weight	Cub. Ft.	COM	COL
37	28	34	33	19	19	18.5	26	64	22	3	38



**93286** Intervening Ganging Table

List Price
409

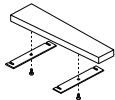
W	D	H	Weight	Cub. Ft.
23	16.5	16.5	19	2



**93287** Corner Ganging Table\*  
\*(leg is available in 042 Black frame finish only)

List Price
519

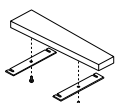
W	D	H	Weight	Cub. Ft.
30	30	16.5	39	3



**SGB** Small Ganging Table Bracket  
(use only when ganging chairs arm to arm)

List Price
108

W	D	H	Weight	Cub. Ft.
5	16.5	16.5	4	1



**93288** Small Ganging Table Bracket  
(use only when ganging chairs arm to armless or armless to armless)

List Price
108

W	D	H	Weight	Cub. Ft.
4	16.5	16.5	3	1

- > Florin..... 195
- > Odeon Public Area Seating..... 196

# Florin Bariatric



### Product Specifications

- > European beech frame with solid mortise and tenon construction
- > Guest chairs feature high quality synthetic seat webbing
- > Clean out between seat and back
- > Standard with adjustable glides

### To Order, Specify

1. Model Number
2. Textile
3. Finish
4. Options

### Wood Finishes


See Page 9

### Ganging Table Thermofoil Finishes

- 042T Black
- 233T Espresso
- 251T Golden Maple
- 310T Aria
- 431T Dark Cherry
- 435T Classic Cherry
- 530T Medium Maple
- 829T Baroque

### Moisture Barrier Options

See Page 9




### Model #

#### FL10B - 30" Bariatric Chair

COM	2 / COL	3	4	5	6	7	8	9	10	Leather Price	
										AL	GL
1,229	1,249	1,269	1,299	1,339	1,419	1,479	1,549	1,629	1,749	1,539	1,669

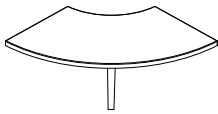
W	D	H	SW	SD	SH	BH	AH	Weight	Cub. Ft.	COM	COL
34	26.5	34.5	30	17	18.5	18	26	51	21	2.5	38



#### FL11B - 41.5" Bariatric Chair

COM	2 / COL	3	4	5	6	7	8	9	10	AL	GL
1,389	1,399	1,419	1,459	1,519	1,609	1,699	1,819	1,919	2,069	1,799	1,959

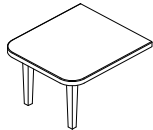
W	D	H	SW	SD	SH	BH	AH	Weight	Cub. Ft.	COM	COL
45.5	26.5	34.5	41.5	17	18.5	18	26	55	33	2.5	38



#### GTC03-T Corner Ganging Table

List Price
599

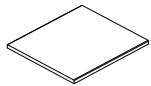
W	D	H	Weight	Cub. Ft.
26.5	26.5	14	32	3



#### GTE03-T End Ganging Table

List Price
539

W	D	H	Weight	Cub. Ft.
20	15.5	14	19	2



#### GTI03-T Intervening Ganging Table

List Price
409

W	D	H	Weight	Cub. Ft.
20	15.5	14	17	2

# Odeon Public Area Bariatric Seating



## Product Specifications

- > Solid European beech hardwood frames
- > Arms and legs joined by finger joint engineering
- > Clean out between seat and back
- > Standard with adjustable glides

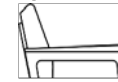
## To Order, Specify

1. Model Number
2. Textile
3. Finish
4. Options

## Wood Finishes

See Page 9

## Options



UB Urethane Arm Cap  
(Add \$69 per arm cap)

## Ganging Table Thermofoil Finishes

042T	Black
233T	Espresso
251T	Golden Maple
310T	Aria
431T	Dark Cherry
435T	Classic Cherry
530T	Medium Maple
829T	Baroque


## Moisture Barrier Options

See Page 9

## Model #

### OP10B - 30" Bariatric Chair


### Leather Price



COM	2 / COL	3	4	5	6	7	8	9	10	AL	GL
1,299	1,329	1,339	1,369	1,419	1,479	1,559	1,629	1,719	1,829	1,619	1,739

W	D	H	SW	SD	SH	BH	AH	Weight	Cub. Ft.	COM	COL
33	26.5	33.5	30	18	19	16.5	25	52	21	2.5	37


### OP20BL - 2 Seat 30" Left Bariatric Chair



COM	2 / COL	3	4	5	6	7	8	9	10	AL	GL
2,029	2,049	2,079	2,129	2,199	2,299	2,409	2,549	2,679	2,849	2,519	2,719

W	D	H	SW	SD	SH	BH	AH	Weight	Cub. Ft.	COM	COL
54.5	26.5	33.5	50	18	19	16.5	25	84	48	4	64


### OP20BR - 2 Seat 30" Right Bariatric Chair



COM	2 / COL	3	4	5	6	7	8	9	10	AL	GL
2,029	2,049	2,079	2,129	2,199	2,299	2,409	2,549	2,679	2,849	2,519	2,719

W	D	H	SW	SD	SH	BH	AH	Weight	Cub. Ft.	COM	COL
54.5	26.5	33.5	50	18	19	16.5	25	84	48	4	64


### OP30BC - 3 Seat 30" Center Bariatric Chair



COM	2 / COL	3	4	5	6	7	8	9	10	AL	GL
2,589	2,619	2,649	2,699	2,809	2,939	3,089	3,269	3,459	3,689	3,239	3,499

W	D	H	SW	SD	SH	BH	AH	Weight	Cub. Ft.	COM	COL
75.5	26.5	33.5	69.5	18	19	16.5	25	105	58	5.5	90

### OP30BL - 3 Seat 30" Left Bariatric Chair



COM	2 / COL	3	4	5	6	7	8	9	10	AL	GL
2,589	2,619	2,649	2,699	2,809	2,939	3,089	3,269	3,459	3,689	3,239	3,499

W	D	H	SW	SD	SH	BH	AH	Weight	Cub. Ft.	COM	COL
75.5	26.5	33.5	69.5	18	19	16.5	25	105	58	5.5	90

# Odeon Public Area Bariatric Seating



## Product Specifications

- > Solid European beech hardwood frames
- > Arms and legs joined by finger joint engineering
- > Clean out between seat and back
- > Standard with adjustable glides

## To Order, Specify

1. Model Number
2. Textile
3. Finish
4. Options

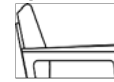
## Wood Finishes

See Page 9

## Moisture Barrier Options

See Page 9

## Options



UB Urethane Arm Cap  
(Add \$69 per arm cap)

## Ganging Table Thermofoil Finishes

- 042T Black
- 233T Espresso
- 251T Golden Maple
- 310T Aria
- 431T Dark Cherry
- 435T Classic Cherry
- 530T Medium Maple
- 829T Baroque

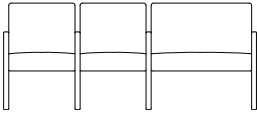


## Model #

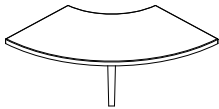
### OP30BR - 3 Seat 30" Right Bariatric Chair

### Leather Price

COM	2 / COL	3	4	5	6	7	8	9	10	AL	GL
2,589	2,619	2,649	2,699	2,809	2,939	3,089	3,269	3,459	3,689	3,239	3,499



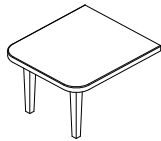
W	D	H	SW	SD	SH	BH	AH	Weight	Cub. Ft.	COM	COL
75.5	26.5	33.5	69.5	18	19	16.5	25	105	58	5.5	90



### GTC03-T Corner Ganging Table

List Price
599

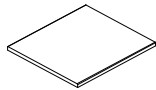
W	D	H	Weight	Cub. Ft.
26.5	26.5	14	32	3



### GTE03-T End Ganging Table

List Price
539

W	D	H	Weight	Cub. Ft.
20	15.5	14	19	2



### GTI03-T Intervening Ganging Table

List Price
409

W	D	H	Weight	Cub. Ft.
20	15.5	14	17	2

> Assymble.....	199
> Dialogue.....	215
> Odeon Lounge.....	216

# Assymble



## Product Specifications

- > Standard with Platinum Round legs
- > Optional Platinum Square legs available
- > All armless or single arm models can be secured together using a metal ganging bracket
- > Armless and single arm models include Ganging Kit (2 brackets)

## Options


See Page 212

## Moisture Barrier Options

See Page 9

## To Order, Specify

1. Model Number
2. Textile
3. Finish
4. Options



## Model #

### AS10N - Single Seat Armless Chair

### Leather Price

COM	2 / COL	3	4	5	6	7	8	9	10	AL	GL
1,149	1,179	1,189	1,219	1,269	1,329	1,399	1,489	1,579	1,699	Contact CS*	

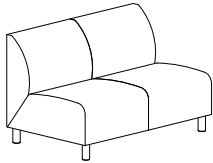
W	D	H	SW	SD	SH	BH	AH	Weight	Cub. Ft.	COM	COL
24.5	30.75	32.75	24.5	21.5	18.5	14.25	N/A	48	14	3	*

## Model #

### AS20N - 2 Seat Armless Chair

COM	2 / COL	3	4	5	6	7	8	9	10	AL	GL
1,959	1,989	2,019	2,069	2,169	2,289	2,429	2,589	2,759	2,979	Contact CS*	

W	D	H	SW	SD	SH	BH	AH	Weight	Cub. Ft.	COM	COL
48.75	30.75	32.75	48.75	21.5	18.5	14.25	N/A	94	27	4.5	*

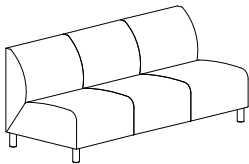


## Model #

### AS30N - 3 Seat Armless Chair

COM	2 / COL	3	4	5	6	7	8	9	10	AL	GL
2,739	2,769	2,829	2,899	3,049	3,229	3,429	3,689	3,939	4,269	Contact CS*	

W	D	H	SW	SD	SH	BH	AH	Weight	Cub. Ft.	COM	COL
72.75	30.75	32.75	72.75	21.5	18.5	14.25	N/A	138	40	8.5	*



# Assymble



## Product Specifications

- > Choice of fully upholstered arms, wood or black urethane arm caps
- > Standard with Platinum Round legs
- > Optional Platinum Square legs available
- > All armless or single arm models can be secured together using a metal ganging bracket
- > Armless and single arm models include Ganging Kit (2 brackets)

## To Order, Specify

1. Model Number
2. Textile
3. Finish
4. Options

## Options


See Page 212

## Moisture Barrier Options

See Page 9

## Wood Finishes

See Page 9



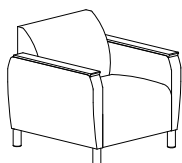
## Model #

### AS11AF - Single Seat Tapered Arms (Upholstered Arms)

### Leather Price

COM	2 / COL	3	4	5	6	7	8	9	10	AL	GL
1,599	1,629	1,669	1,739	1,859	1,999	2,169	2,369	2,579	2,849	Contact CS*	

W	D	H	SW	SD	SH	BH	AH	Weight	Cub. Ft.	COM	COL
32.5	30.75	32.75	24	21.5	18.5	14.25	26	78	18	5	*




### AS11AU - Single Seat Tapered Arms (Urethane Arm Caps)

COM	2 / COL	3	4	5	6	7	8	9	10	AL	GL
1,749	1,779	1,819	1,889	2,009	2,149	2,319	2,519	2,729	2,999	Contact CS*	

### AS11AW - Single Seat Tapered Arms (Wood Arm Caps)

COM	2 / COL	3	4	5	6	7	8	9	10	AL	GL
1,799	1,829	1,869	1,939	2,059	2,199	2,369	2,569	2,779	3,049	Contact CS*	

W	D	H	SW	SD	SH	BH	AH	Weight	Cub. Ft.	COM	COL
32.5	30.75	32.75	24	21.5	18.5	14.25	26.5	78	18	5	*

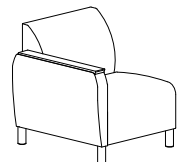


## Model #

### AS11LF - Single Seat with Left Side (facing) Tapered Arm (Upholstered Arm)

COM	2 / COL	3	4	5	6	7	8	9	10	AL	GL
1,379	1,399	1,429	1,469	1,559	1,659	1,779	1,929	2,079	2,269	Contact CS*	

W	D	H	SW	SD	SH	BH	AH	Weight	Cub. Ft.	COM	COL
28.5	30.75	32.75	24	21.5	18.5	14.25	26	64	18	3.5	*



### AS11LU - Single Seat with Left Side (facing) Tapered Arm (Urethane Arm Cap)

COM	2 / COL	3	4	5	6	7	8	9	10	AL	GL
1,459	1,479	1,509	1,549	1,639	1,739	1,859	2,009	2,159	2,349	Contact CS*	

### AS11LW - Single Seat with Left Side (facing) Tapered Arm (Wood Arm Cap)

COM	2 / COL	3	4	5	6	7	8	9	10	AL	GL
1,479	1,499	1,529	1,569	1,659	1,759	1,879	2,029	2,179	2,369	Contact CS*	

W	D	H	SW	SD	SH	BH	AH	Weight	Cub. Ft.	COM	COL
28.5	30.75	32.75	24	21.5	18.5	14.25	26.5	64	18	3.5	*



# Assymble



## Product Specifications

- > Choice of fully upholstered arms, wood or black urethane arm caps
- > Standard with Platinum Round legs
- > Optional Platinum Square legs available
- > All armless or single arm models can be secured together using a metal ganging bracket
- > Armless and single arm models include Ganging Kit (2 brackets)

## To Order, Specify

1. Model Number
2. Textile
3. Finish
4. Options

## Options

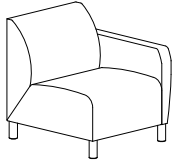
See Page 212

## Moisture Barrier Options

See Page 9

## Wood Finishes

See Page 9



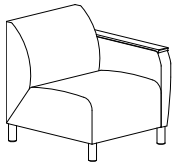
## Model #

### AS11RF - Single Seat with Right Side (facing) Tapered Arm (Upholstered Arm)

### Leather Price

COM	2 / COL	3	4	5	6	7	8	9	10	AL	GL
1,379	1,399	1,429	1,469	1,559	1,659	1,779	1,929	2,079	2,269	Contact CS*	

W	D	H	SW	SD	SH	BH	AH	Weight	Cub. Ft.	COM	COL
28.5	30.75	32.75	24	21.5	18.5	14.25	26	64	18	3.5	*



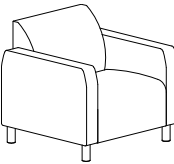
### AS11RU - Single Seat with Right Side (facing) Tapered Arm (Urethane Arm Cap)

COM	2 / COL	3	4	5	6	7	8	9	10	AL	GL
1,459	1,479	1,509	1,549	1,639	1,739	1,859	2,009	2,159	2,349	Contact CS*	

### AS11RW - Single Seat with Right Side (facing) Tapered Arm (Wood Arm Cap)

COM	2 / COL	3	4	5	6	7	8	9	10	AL	GL
1,479	1,499	1,529	1,569	1,659	1,759	1,879	2,029	2,179	2,369	Contact CS*	

W	D	H	SW	SD	SH	BH	AH	Weight	Cub. Ft.	COM	COL
28.5	30.75	32.75	24	21.5	18.5	14.25	26.5	64	18	3.5	*

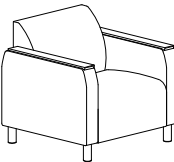


## Model #

### AS12AF - Single Seat Square Arms (Upholstered Arms)

COM	2 / COL	3	4	5	6	7	8	9	10	AL	GL
1,599	1,629	1,669	1,739	1,859	1,999	2,169	2,369	2,579	2,849	Contact CS*	

W	D	H	SW	SD	SH	BH	AH	Weight	Cub. Ft.	COM	COL
32.5	30.75	32.75	24	21.5	18.5	14.25	26	78	18	5	*



### AS12AU - Single Seat Square Arms (Urethane Arm Caps)

COM	2 / COL	3	4	5	6	7	8	9	10	AL	GL
1,749	1,779	1,819	1,889	2,009	2,149	2,319	2,519	2,729	2,999	Contact CS*	

### AS12AW - Single Seat Square Arms (Wood Arm Caps)

COM	2 / COL	3	4	5	6	7	8	9	10	AL	GL
1,799	1,829	1,869	1,939	2,059	2,199	2,369	2,569	2,779	3,049	Contact CS*	

W	D	H	SW	SD	SH	BH	AH	Weight	Cub. Ft.	COM	COL
32.5	30.75	32.75	24	21.5	18.5	14.25	26.5	78	18	5	*

# Assymble



## Product Specifications

- > Choice of fully upholstered arms, wood or black urethane arm caps
- > Standard with Platinum Round legs
- > Optional Platinum Square legs available
- > All armless or single arm models can be secured together using a metal ganging bracket
- > Armless and single arm models include Ganging Kit (2 brackets)

## To Order, Specify

1. Model Number
2. Textile
3. Finish
4. Options

## Options


See Page 212

## Moisture Barrier Options

See Page 9

## Wood Finishes

See Page 9




## Model #

### AS12LF - Single Seat with Left Side (facing) Square Arm (Upholstered Arm)

### Leather Price

COM	2 / COL	3	4	5	6	7	8	9	10	AL	GL
1,379	1,399	1,429	1,469	1,559	1,659	1,779	1,929	2,079	2,269	Contact CS*	

W	D	H	SW	SD	SH	BH	AH	Weight	Cub. Ft.	COM	COL
28.5	30.75	32.75	24	21.5	18.5	14.25	26	64	18	3.5	*



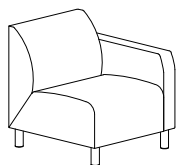
### AS12LU - Single Seat with Left Side (facing) Square Arm (Urethane Arm Cap)

COM	2 / COL	3	4	5	6	7	8	9	10	AL	GL
1,459	1,479	1,509	1,549	1,639	1,739	1,859	2,009	2,159	2,349	Contact CS*	

### AS12LW - Single Seat with Left Side (facing) Square Arm (Wood Arm Cap)

COM	2 / COL	3	4	5	6	7	8	9	10	AL	GL
1,479	1,499	1,529	1,569	1,659	1,759	1,879	2,029	2,179	2,369	Contact CS*	

W	D	H	SW	SD	SH	BH	AH	Weight	Cub. Ft.	COM	COL
28.5	30.75	32.75	24	21.5	18.5	14.25	26.5	64	18	3.5	*




## Model #

### AS12RF - Single Seat with Right Side (facing) Square Arm (Upholstered Arm)

COM	2 / COL	3	4	5	6	7	8	9	10	AL	GL
1,379	1,399	1,429	1,469	1,559	1,659	1,779	1,929	2,079	2,269	Contact CS*	

W	D	H	SW	SD	SH	BH	AH	Weight	Cub. Ft.	COM	COL
28.5	30.75	32.75	24	21.5	18.5	14.25	26	64	18	3.5	*



### AS12RU - Single Seat with Right Side (facing) Square Arm (Urethane Arm Cap)

COM	2 / COL	3	4	5	6	7	8	9	10	AL	GL
1,459	1,479	1,509	1,549	1,639	1,739	1,859	2,009	2,159	2,349	Contact CS*	

### AS12RW - Single Seat with Right Side (facing) Square Arm (Wood Arm Cap)

COM	2 / COL	3	4	5	6	7	8	9	10	AL	GL
1,479	1,499	1,529	1,569	1,659	1,759	1,879	2,029	2,179	2,369	Contact CS*	

W	D	H	SW	SD	SH	BH	AH	Weight	Cub. Ft.	COM	COL
28.5	30.75	32.75	24	21.5	18.5	14.25	26.5	64	18	3.5	*

COM is in Yards

\* Contact Customer Service for COL Yardage

# Assymble



## Product Specifications

- > Choice of fully upholstered arms, wood or black urethane arm caps
- > Standard with Platinum Round legs
- > Optional Platinum Square legs available
- > All armless or single arm models can be secured together using a metal ganging bracket
- > Armless and single arm models include Ganging Kit (2 brackets)

## To Order, Specify

1. Model Number
2. Textile
3. Finish
4. Options

## Options

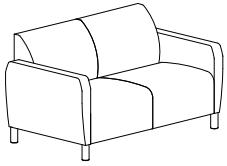
See Page 212

## Moisture Barrier Options

See Page 9

## Wood Finishes

See Page 9



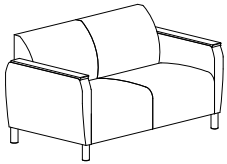
## Model #

### AS21AF - 2 Seat with Tapered Arms (Upholstered Arms)

### Leather Price

COM	2 / COL	3	4	5	6	7	8	9	10	AL	GL
2,369	2,399	2,459	2,529	2,679	2,849	3,049	3,299	3,549	3,869	Contact CS*	

W	D	H	SW	SD	SH	BH	AH	Weight	Cub. Ft.	COM	COL
56.5	30.75	32.75	48.5	21.5	18.5	14.25	26	123	31	7	*




### AS21AU - 2 Seat with Tapered Arms (Urethane Arm Caps)

COM	2 / COL	3	4	5	6	7	8	9	10	AL	GL
2,519	2,549	2,609	2,679	2,829	2,999	3,199	3,449	3,699	4,019	Contact CS*	

### AS21AW - 2 Seat with Tapered Arms (Wood Arm Caps)

COM	2 / COL	3	4	5	6	7	8	9	10	AL	GL
2,569	2,599	2,659	2,729	2,879	3,049	3,249	3,499	3,749	4,069	Contact CS*	

W	D	H	SW	SD	SH	BH	AH	Weight	Cub. Ft.	COM	COL
56.5	30.75	32.75	48.5	21.5	18.5	14.25	26.5	123	31	7	*




## Model #

### AS21LF - 2 Seat with Left Side (facing) Tapered Arm (Upholstered Arm)

COM	2 / COL	3	4	5	6	7	8	9	10	AL	GL
2,149	2,189	2,229	2,289	2,399	2,559	2,719	2,929	3,139	3,399	Contact CS*	

W	D	H	SW	SD	SH	BH	AH	Weight	Cub. Ft.	COM	COL
52.5	30.75	32.75	48.5	21.5	18.5	14.25	26	109	31	6	*



### AS21LU - 2 Seat with Left Side (facing) Tapered Arm (Urethane Arm Cap)

COM	2 / COL	3	4	5	6	7	8	9	10	AL	GL
2,229	2,269	2,309	2,369	2,479	2,639	2,799	3,009	3,219	3,479	Contact CS*	

### AS21LW - 2 Seat with Left Side (facing) Tapered Arm (Wood Arm Cap)

COM	2 / COL	3	4	5	6	7	8	9	10	AL	GL
2,249	2,289	2,329	2,389	2,499	2,659	2,819	3,029	3,239	3,499	Contact CS*	

W	D	H	SW	SD	SH	BH	AH	Weight	Cub. Ft.	COM	COL
52.5	30.75	32.75	48.5	21.5	18.5	14.25	26.5	109	31	6	*

# Assymble



## Product Specifications

- > Choice of fully upholstered arms, wood or black urethane arm caps
- > Standard with Platinum Round legs
- > Optional Platinum Square legs available
- > All armless or single arm models can be secured together using a metal ganging bracket
- > Armless and single arm models include Ganging Kit (2 brackets)

## To Order, Specify

1. Model Number
2. Textile
3. Finish
4. Options

## Options


See Page 212

## Moisture Barrier Options

See Page 9

## Wood Finishes

See Page 9




## Model #

### AS21RF - 2 Seat with Right Side (facing) Tapered Arm (Upholstered Arm)

### Leather Price

COM	2 / COL	3	4	5	6	7	8	9	10	AL	GL
2,149	2,189	2,229	2,289	2,399	2,559	2,719	2,929	3,139	3,399	Contact CS*	

W	D	H	SW	SD	SH	BH	AH	Weight	Cub. Ft.	COM	COL
52.5	30.75	32.75	48.5	21.5	18.5	14.25	26	109	31	6	*



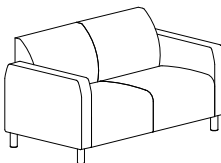
### AS21RU - 2 Seat with Right Side (facing) Tapered Arm (Urethane Arm Cap)

COM	2 / COL	3	4	5	6	7	8	9	10	AL	GL
2,229	2,269	2,309	2,369	2,479	2,639	2,799	3,009	3,219	3,479	Contact CS*	

### AS21RW - 2 Seat with Right Side (facing) Tapered Arm (Wood Arm Cap)

COM	2 / COL	3	4	5	6	7	8	9	10	AL	GL
2,249	2,289	2,329	2,389	2,499	2,659	2,819	3,029	3,239	3,499	Contact CS*	

W	D	H	SW	SD	SH	BH	AH	Weight	Cub. Ft.	COM	COL
52.5	30.75	32.75	48.5	21.5	18.5	14.25	26.5	109	31	6	*

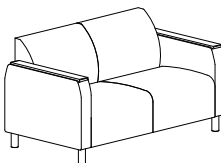


## Model #

### AS22AF - 2 Seat with Square Arms (Upholstered Arms)

COM	2 / COL	3	4	5	6	7	8	9	10	AL	GL
2,369	2,399	2,459	2,529	2,679	2,849	3,049	3,299	3,549	3,869	Contact CS*	

W	D	H	SW	SD	SH	BH	AH	Weight	Cub. Ft.	COM	COL
56.5	30.75	32.75	48.5	21.5	18.5	14.25	26	123	31	7	*



### AS22AU - 2 Seat with Square Arms (Urethane Arm Caps)

COM	2 / COL	3	4	5	6	7	8	9	10	AL	GL
2,519	2,549	2,609	2,679	2,829	2,999	3,199	3,449	3,699	4,019	Contact CS*	

### AS22AW - 2 Seat with Square Arms (Wood Arm Caps)

COM	2 / COL	3	4	5	6	7	8	9	10	AL	GL
2,569	2,599	2,659	2,729	2,879	3,049	3,249	3,499	3,749	4,069	Contact CS*	

W	D	H	SW	SD	SH	BH	AH	Weight	Cub. Ft.	COM	COL
56.5	30.75	32.75	48.5	21.5	18.5	14.25	26.5	123	31	7	*

# Assymble



## Product Specifications

- > Choice of fully upholstered arms, wood or black urethane arm caps
- > Standard with Platinum Round legs
- > Optional Platinum Square legs available
- > All armless or single arm models can be secured together using a metal ganging bracket
- > Armless and single arm models include Ganging Kit (2 brackets)

## To Order, Specify

1. Model Number
2. Textile
3. Finish
4. Options

## Options

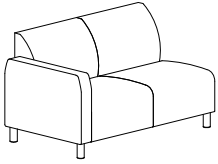
See Page 212

## Moisture Barrier Options

See Page 9

## Wood Finishes

See Page 9



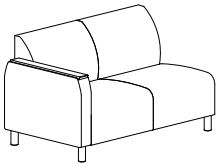
## Model #

### AS22LF - 2 Seat with Left Side (facing) Square Arm (Upholstered Arm)

### Leather Price

COM	2 / COL	3	4	5	6	7	8	9	10	AL	GL
2,149	2,189	2,229	2,289	2,399	2,559	2,719	2,929	3,139	3,399	Contact CS*	

W	D	H	SW	SD	SH	BH	AH	Weight	Cub. Ft.	COM	COL
52.5	30.75	32.75	48.5	21.5	18.5	14.25	26	111	31	6	*



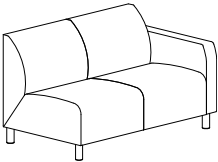
### AS22LU - 2 Seat with Left Side (facing) Square Arm (Urethane Arm Cap)

COM	2 / COL	3	4	5	6	7	8	9	10	AL	GL
2,229	2,269	2,309	2,369	2,479	2,639	2,799	3,009	3,219	3,479	Contact CS*	

### AS22LW - 2 Seat with Left Side (facing) Square Arm (Wood Arm Cap)

COM	2 / COL	3	4	5	6	7	8	9	10	AL	GL
2,249	2,289	2,329	2,389	2,499	2,659	2,819	3,029	3,239	3,499	Contact CS*	

W	D	H	SW	SD	SH	BH	AH	Weight	Cub. Ft.	COM	COL
52.5	30.75	32.75	48.5	21.5	18.5	14.25	26.5	111	31	6	*

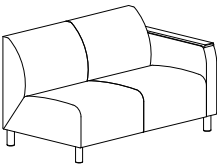


## Model #

### AS22RF - 2 Seat with Right Side (facing) Square Arm (Upholstered Arm)

COM	2 / COL	3	4	5	6	7	8	9	10	AL	GL
2,149	2,189	2,229	2,289	2,399	2,559	2,719	2,929	3,139	3,399	Contact CS*	

W	D	H	SW	SD	SH	BH	AH	Weight	Cub. Ft.	COM	COL
52.5	30.75	32.75	48.5	21.5	18.5	14.25	26	111	31	6	*



### AS22RU - 2 Seat with Right Side (facing) Square Arm (Urethane Arm Cap)

COM	2 / COL	3	4	5	6	7	8	9	10	AL	GL
2,229	2,269	2,309	2,369	2,479	2,639	2,799	3,009	3,219	3,479	Contact CS*	

### AS22RW - 2 Seat with Right Side (facing) Square Arm (Wood Arm Cap)

COM	2 / COL	3	4	5	6	7	8	9	10	AL	GL
2,249	2,289	2,329	2,389	2,499	2,659	2,819	3,029	3,239	3,499	Contact CS*	

W	D	H	SW	SD	SH	BH	AH	Weight	Cub. Ft.	COM	COL
52.5	30.75	32.75	48.5	21.5	18.5	14.25	26.5	111	31	6	*

# Assymble



## Product Specifications

- > Choice of fully upholstered arms, wood or black urethane arm caps
- > Standard with Platinum Round legs
- > Optional Platinum Square legs available
- > All armless or single arm models can be secured together using a metal ganging bracket
- > Armless and single arm models include Ganging Kit (2 brackets)

## To Order, Specify

1. Model Number
2. Textile
3. Finish
4. Options

## Options

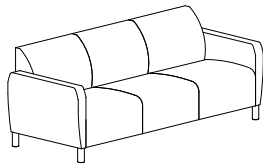
See Page 212

## Moisture Barrier Options

See Page 9

## Wood Finishes

See Page 9



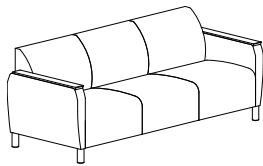
## Model #

### AS31AF - 3 Seat with Tapered Arms (Upholstered Arms)

### Leather Price

COM	2 / COL	3	4	5	6	7	8	9	10	AL	GL
3,099	3,149	3,219	3,319	3,529	3,779	4,059	4,419	4,769	5,229	Contact CS*	

W	D	H	SW	SD	SH	BH	AH	Weight	Cub. Ft.	COM	COL
80.5	30.75	32.75	72.5	21.5	18.5	14.25	26	167	44	10.5	*



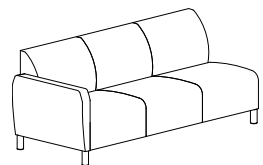
### AS31AU - 3 Seat with Tapered Arms (Urethane Arm Caps)

COM	2 / COL	3	4	5	6	7	8	9	10	AL	GL
3,249	3,299	3,369	3,469	3,679	3,929	4,209	4,569	4,919	5,379	Contact CS*	

### AS31AW - 3 Seat with Tapered Arms (Wood Arm Caps)

COM	2 / COL	3	4	5	6	7	8	9	10	AL	GL
3,299	3,349	3,419	3,519	3,729	3,979	4,259	4,619	4,969	5,429	Contact CS*	

W	D	H	SW	SD	SH	BH	AH	Weight	Cub. Ft.	COM	COL
80.5	30.75	32.75	72.5	21.5	18.5	14.25	26.5	167	44	10.5	*

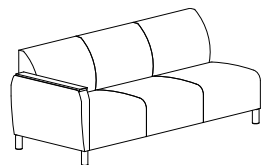


## Model #

### AS31LF - 3 Seat with Left Side (facing) Tapered Arm (Upholstered Arm)

COM	2 / COL	3	4	5	6	7	8	9	10	AL	GL
2,849	2,889	2,949	3,029	3,199	3,399	3,629	3,919	4,199	4,579	Contact CS*	

W	D	H	SW	SD	SH	BH	AH	Weight	Cub. Ft.	COM	COL
76.5	30.75	32.75	72.5	21.5	18.5	14.25	26	153	44	9.5	*



### AS31LU - 3 Seat with Left Side (facing) Tapered Arm (Urethane Arm Cap)

COM	2 / COL	3	4	5	6	7	8	9	10	AL	GL
2,929	2,969	3,029	3,109	3,279	3,479	3,709	3,999	4,279	4,659	Contact CS*	

### AS31LW - 3 Seat with Left Side (facing) Tapered Arm (Wood Arm Cap)

COM	2 / COL	3	4	5	6	7	8	9	10	AL	GL
2,949	2,989	3,049	3,129	3,299	3,499	3,729	4,019	4,299	4,679	Contact CS*	

W	D	H	SW	SD	SH	BH	AH	Weight	Cub. Ft.	COM	COL
76.5	30.75	32.75	72.5	21.5	18.5	14.25	26.5	153	44	9.5	*

# Assymble



## Product Specifications

- > Choice of fully upholstered arms, wood or black urethane arm caps
- > Standard with Platinum Round legs
- > Optional Platinum Square legs available
- > All armless or single arm models can be secured together using a metal ganging bracket
- > Armless and single arm models include Ganging Kit (2 brackets)

## To Order, Specify

1. Model Number
2. Textile
3. Finish
4. Options

## Options

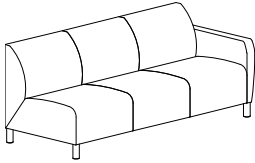
See Page 212

## Moisture Barrier Options

See Page 9

## Wood Finishes

See Page 9




## Model #

### AS31RF - 3 Seat with Right Side (facing) Tapered Arm (Upholstered Arm)

### Leather Price

COM	2 / COL	3	4	5	6	7	8	9	10	AL	GL
2,849	2,889	2,949	3,029	3,199	3,399	3,629	3,919	4,199	4,579	Contact CS*	

W	D	H	SW	SD	SH	BH	AH	Weight	Cub. Ft.	COM	COL
76.5	30.75	32.75	72.5	21.5	18.5	14.25	26	153	44	9.5	*



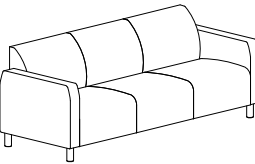
### AS31RU - 3 Seat with Right Side (facing) Tapered Arm (Urethane Arm Cap)

COM	2 / COL	3	4	5	6	7	8	9	10	AL	GL
2,929	2,969	3,029	3,109	3,279	3,479	3,709	3,999	4,279	4,659	Contact CS*	

### AS31RW - 3 Seat with Right Side (facing) Tapered Arm (Wood Arm Cap)

COM	2 / COL	3	4	5	6	7	8	9	10	AL	GL
2,949	2,989	3,049	3,129	3,299	3,499	3,729	4,019	4,299	4,679	Contact CS*	

W	D	H	SW	SD	SH	BH	AH	Weight	Cub. Ft.	COM	COL
76.5	30.75	32.75	72.5	21.5	18.5	14.25	26.5	153	44	9.5	*

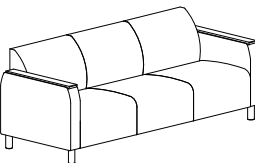


## Model #

### AS32AF - 3 Seat with Square Arms (Upholstered Arms)

COM	2 / COL	3	4	5	6	7	8	9	10	AL	GL
3,099	3,149	3,219	3,319	3,529	3,779	4,059	4,419	4,769	5,229	Contact CS*	

W	D	H	SW	SD	SH	BH	AH	Weight	Cub. Ft.	COM	COL
80.5	30.75	32.75	72.5	21.5	18.5	14.25	26	167	44	10.5	*



### AS32AU - 3 Seat with Square Arms (Urethane Arm Caps)

COM	2 / COL	3	4	5	6	7	8	9	10	AL	GL
3,249	3,299	3,369	3,469	3,679	3,929	4,209	4,569	4,919	5,379	Contact CS*	

### AS32AW - 3 Seat with Square Arms (Wood Arm Caps)

COM	2 / COL	3	4	5	6	7	8	9	10	AL	GL
3,299	3,349	3,419	3,519	3,729	3,979	4,259	4,619	4,969	5,429	Contact CS*	

W	D	H	SW	SD	SH	BH	AH	Weight	Cub. Ft.	COM	COL
80.5	30.75	32.75	72.5	21.5	18.5	14.25	26.5	167	44	10.5	*

# Assymble



## Product Specifications

- > Choice of fully upholstered arms, wood or black urethane arm caps
- > Standard with Platinum Round legs
- > Optional Platinum Square legs available
- > All armless or single arm models can be secured together using a metal ganging bracket
- > Armless and single arm models include Ganging Kit (2 brackets)

## To Order, Specify

1. Model Number
2. Textile
3. Finish
4. Options

## Options

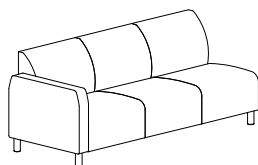
See Page 212

## Moisture Barrier Options

See Page 9

## Wood Finishes

See Page 9



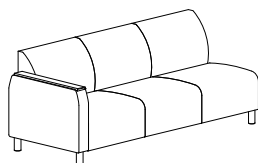
## Model #

### AS32LF - 3 Seat with Left Side (facing) Square Arm (Upholstered Arm)

### Leather Price

COM	2 / COL	3	4	5	6	7	8	9	10	AL	GL
2,849	2,889	2,949	3,029	3,199	3,399	3,629	3,919	4,199	4,579	Contact CS*	

W	D	H	SW	SD	SH	BH	AH	Weight	Cub. Ft.	COM	COL
76.5	30.75	32.75	72.5	21.5	18.5	14.25	26	153	44	9.5	*




### AS32LU - 3 Seat with Left Side (facing) Square Arm (Urethane Arm Cap)

COM	2 / COL	3	4	5	6	7	8	9	10	AL	GL
2,929	2,969	3,029	3,109	3,279	3,479	3,709	3,999	4,279	4,659	Contact CS*	

COM	2 / COL	3	4	5	6	7	8	9	10	AL	GL
2,949	2,989	3,049	3,129	3,299	3,499	3,729	4,019	4,299	4,679	Contact CS*	

W	D	H	SW	SD	SH	BH	AH	Weight	Cub. Ft.	COM	COL
76.5	30.75	32.75	72.5	21.5	18.5	14.25	26.5	153	44	9.5	*




## Model #

### AS32RF - 3 Seat with Right Side (facing) Square Arm (Upholstered Arm)

COM	2 / COL	3	4	5	6	7	8	9	10	AL	GL
2,849	2,889	2,949	3,029	3,199	3,399	3,629	3,919	4,199	4,579	Contact CS*	

W	D	H	SW	SD	SH	BH	AH	Weight	Cub. Ft.	COM	COL
76.5	30.75	32.75	72.5	21.5	18.5	14.25	26	153	44	9.5	*



### AS32RU - 3 Seat with Right Side (facing) Square Arm (Urethane Arm Cap)

COM	2 / COL	3	4	5	6	7	8	9	10	AL	GL
2,929	2,969	3,029	3,109	3,279	3,479	3,709	3,999	4,279	4,659	Contact CS*	

COM	2 / COL	3	4	5	6	7	8	9	10	AL	GL
2,949	2,989	3,049	3,129	3,299	3,499	3,729	4,019	4,299	4,679	Contact CS*	

W	D	H	SW	SD	SH	BH	AH	Weight	Cub. Ft.	COM	COL
76.5	30.75	32.75	72.5	21.5	18.5	14.25	26.5	153	44	9.5	*

COM is in Yards

\* Contact Customer Service for COL Yardage



# Assymble



## Product Specifications

- > Standard with Platinum Round legs
- > Optional Platinum Square legs available
- > All armless or single arm models can be secured together using a metal ganging bracket
- > Armless and single arm models include Ganging Kit (2 brackets)

## To Order, Specify

1. Model Number
2. Textile
3. Finish
4. Options

## Options

See Page 212

## Moisture Barrier Options

See Page 9

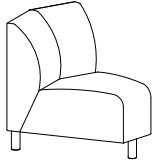
## Model #

### AS30IC - 30 Degree Inside Corner

### Leather Price

COM	2 / COL	3	4	5	6	7	8	9	10	AL	GL
1,249	1,279	1,299	1,329	1,349	1,399	1,469	1,559	1,649	1,759	Contact CS*	


W	D	H	SW	SD	SH	BH	AH	Weight	Cub. Ft.	COM	COL
26	32.75	32.75	21.5	23.5	18.5	14.25	N/A	47	16	2.5	*



### AS45IC - 45 Degree Inside Corner

COM	2 / COL	3	4	5	6	7	8	9	10	AL	GL
1,379	1,399	1,419	1,449	1,499	1,549	1,649	1,749	1,899	2,049	Contact CS*	


W	D	H	SW	SD	SH	BH	AH	Weight	Cub. Ft.	COM	COL
34.25	35.5	32.75	25	23.5	18.5	14.25	N/A	52	21	3	*



### AS90IC - 90 Degree Inside Corner

COM	2 / COL	3	4	5	6	7	8	9	10	AL	GL
1,679	1,729	1,769	1,829	1,899	1,999	2,099	2,269	2,419	2,629	Contact CS*	

W	D	H	SW	SD	SH	BH	AH	Weight	Cub. Ft.	COM	COL
51.25	34.5	32.75	50	25.5	18.5	14.25	N/A	75	30	4	*

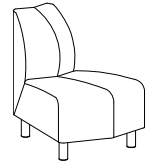


## Model #

### AS30OC - 30 Degree Outside Corner

COM	2 / COL	3	4	5	6	7	8	9	10	AL	GL
1,199	1,229	1,249	1,279	1,299	1,349	1,419	1,499	1,599	1,699	Contact CS*	


W	D	H	SW	SD	SH	BH	AH	Weight	Cub. Ft.	COM	COL
26	32.75	32.75	25.5	23.5	18.5	14.25	N/A	49	16	2	*



### AS45OC - 45 Degree Outside Corner

COM	2 / COL	3	4	5	6	7	8	9	10	AL	GL
1,329	1,349	1,369	1,399	1,449	1,499	1,599	1,699	1,849	1,999	Contact CS*	


W	D	H	SW	SD	SH	BH	AH	Weight	Cub. Ft.	COM	COL
34.25	35.5	32.75	34	23.5	18.5	14.25	N/A	53	21	3	*



### AS90OC - 90 Degree Outside Corner

COM	2 / COL	3	4	5	6	7	8	9	10	AL	GL
1,629	1,679	1,719	1,779	1,849	1,949	2,049	2,219	2,369	2,579	Contact CS*	

W	D	H	SW	SD	SH	BH	AH	Weight	Cub. Ft.	COM	COL
50.5	34.5	32.75	50.5	22.5	18.5	14.25	N/A	69	30	3	*



# Assymble



## Product Specifications

- > Standard with Platinum Round legs
- > Optional Platinum Square legs available
- > All armless or single arm models can be secured together using a metal ganging bracket
- > Armless and single arm models include Ganging Kit (2 brackets)

## To Order, Specify

1. Model Number
2. Textile
3. Finish
4. Options

## Options

See Page 212

## Moisture Barrier Options

See Page 9

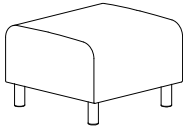
## Model #

### ASB2424 - 24" One Seat Bench

### Leather Price

COM	2 / COL	3	4	5	6	7	8	9	10	AL	GL
939	949	959	969	999	1,029	1,059	1,149	1,199	1,249	Contact CS*	

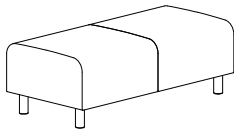
W	D	H	SW	SD	SH	BH	AH	Weight	Cub. Ft.	COM	COL
24.5	24.5	18.5	24.5	24.5	18.5	N/A	N/A	32	7	2	*



### ASB2448 - 24" Two Seat Bench

COM	2 / COL	3	4	5	6	7	8	9	10	AL	GL
1,499	1,549	1,579	1,599	1,659	1,719	1,769	1,849	1,919	2,009	Contact CS*	

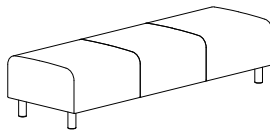
W	D	H	SW	SD	SH	BH	AH	Weight	Cub. Ft.	COM	COL
48.5	24.5	18.5	48.5	24.5	18.5	N/A	N/A	62	13	2.5	*



### ASB2472 - 24" Three Seat Bench

COM	2 / COL	3	4	5	6	7	8	9	10	AL	GL
1,799	1,849	1,879	1,899	1,959	2,019	2,069	2,149	2,299	2,499	Contact CS*	

W	D	H	SW	SD	SH	BH	AH	Weight	Cub. Ft.	COM	COL
72.5	24.5	18.5	72.5	24.5	18.5	N/A	N/A	85	20	3.5	*

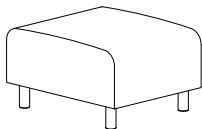


## Model #

### ASB3024 - 30" One Seat Bench

COM	2 / COL	3	4	5	6	7	8	9	10	AL	GL
999	1,009	1,019	1,029	1,059	1,089	1,149	1,239	1,299	1,399	Contact CS*	

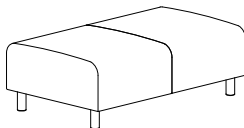
W	D	H	SW	SD	SH	BH	AH	Weight	Cub. Ft.	COM	COL
24.5	30.5	18.5	18.5	30.5	18.5	N/A	N/A	37	7	3	*



### ASB3048 - 30" Two Seat Bench

COM	2 / COL	3	4	5	6	7	8	9	10	AL	GL
1,599	1,649	1,679	1,699	1,759	1,819	1,869	1,949	2,019	2,109	Contact CS*	

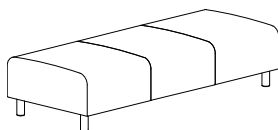
W	D	H	SW	SD	SH	BH	AH	Weight	Cub. Ft.	COM	COL
48.5	30.5	18.5	48.5	30.5	18.5	N/A	N/A	67	13	3	*



### ASB3072 - 30" Three Seat Bench

COM	2 / COL	3	4	5	6	7	8	9	10	AL	GL
1,999	2,049	2,079	2,099	2,159	2,219	2,269	2,349	2,499	2,699	Contact CS*	

W	D	H	SW	SD	SH	BH	AH	Weight	Cub. Ft.	COM	COL
72.5	30.5	18.5	72.5	30.5	18.5	N/A	N/A	92	20	4.5	*



COM is in Yards

\* Contact Customer Service for COL Yardage

# Assymble



## Product Specifications

- > Standard with Platinum Round legs
- > Optional Platinum Square legs available
- > Thermofoil wood grain vinyl laminated top surface
- > All armless or single arm models can be secured together using a metal ganging bracket
- > Armless and single arm models include Ganging Kit (2 brackets)

## To Order, Specify

1. Model Number
2. Textile
3. Finish
4. Options

## Options

See Page 212

## Moisture Barrier Options

See Page 9

## Thermofoil Table Top Finishes

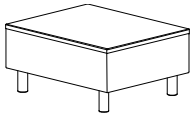
042T	Black
233T	Espresso
251T	Golden Maple
310T	Aria
431T	Dark Cherry
435T	Classic Cherry
530T	Medium Maple
829T	Baroque

## Model #

### AST10 - Table with Thermofoil table top

COM	2 / COL	3	4	5	6	7	8	9	10	Leather Price	
AL	GL										
1,039	1,049	1,069	1,099	1,149	1,179	1,199	1,239	1,279	1,349	Contact CS*	

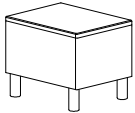
W	D	H	Weight	Cub. Ft.	COM	COL
24.5	29.75	15.5	51	7	1.5	*



### AST15 - End Table with Thermofoil table top

COM	2 / COL	3	4	5	6	7	8	9	10	AL	GL
849	859	869	879	899	929	949	989	1,029	1,059	Contact CS*	

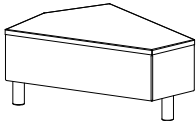
W	D	H	Weight	Cub. Ft.	COM	COL
16	20.25	15.5	34	7	1.5	*



### AST30 - 30 Degree Table with Thermofoil table top

COM	2 / COL	3	4	5	6	7	8	9	10	AL	GL
1,099	1,119	1,139	1,159	1,179	1,199	1,239	1,269	1,299	1,349	Contact CS*	

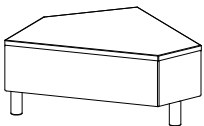
W	D	H	Weight	Cub. Ft.	COM	COL
26	32.5	15.5	49	16	1.5	*



### AST45 - 45 Degree Table with Thermofoil table top

COM	2 / COL	3	4	5	6	7	8	9	10	AL	GL
1,249	1,269	1,289	1,319	1,349	1,369	1,399	1,429	1,449	1,499	Contact CS*	

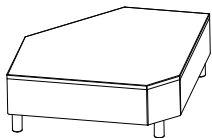
W	D	H	Weight	Cub. Ft.	COM	COL
33.5	34.75	15.5	57	21	1.5	*



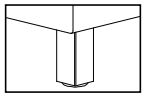
### AST90 - 90 Degree Table with Thermofoil table top

COM	2 / COL	3	4	5	6	7	8	9	10	AL	GL
1,449	1,469	1,499	1,519	1,539	1,569	1,599	1,629	1,659	1,699	Contact CS*	

W	D	H	Weight	Cub. Ft.	COM	COL
50.75	34.75	15.5	78	30	1.5	*

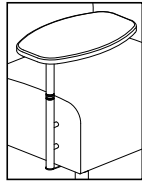


## Assmble Options



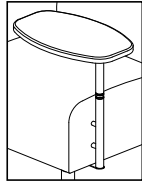
### Leg Options

**201SL** Platinum Square Leg (No Upcharge)

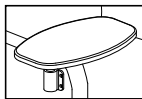


### Tablet Options for Armless Models

**PPTL** Pivot Pole Tablet Left Side (facing) - Thermofoil Top  
(Add \$399 List upcharge)

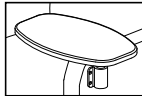


**PPTR** Pivot Pole Tablet Right Side (facing) - Thermofoil Top  
(Add \$399 List upcharge)



### Tablet Options for Models with Arms

**AMTL** Arm Mounted Tablet Left Side (facing) - Thermofoil Top  
(Add \$379 List upcharge)



**AMTR** Arm Mounted Tablet Right Side (facing) - Thermofoil Top  
(Add \$379 List upcharge)

### Thermofoil Tablet Top Finishes

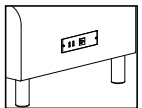
042T Black  
233T Espresso  
251T Golden Maple  
310T Aria  
431T Dark Cherry  
435T Classic Cherry  
530T Medium Maple  
829T Baroque

### Power Options

**PU1** Power (Add \$179 List upcharge)

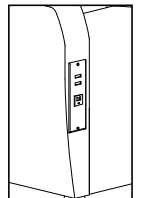
### Power Details

(2) USB Ports  
(1) AC Outlet  
Electrical Rating: 125V, 60Hz, 12A  
Length of Power Cord: 10'



### Power Installation:

Armless Models Power installed on front center of seat



Single Seat w/Arms Power installed on front of Left Arm (facing)

Left Arm Models Power installed on front of Left Arm (facing)

Right Arm Models Power installed on front of Right Arm (facing)

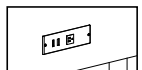
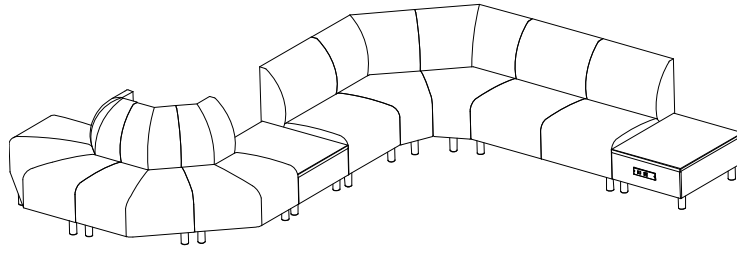


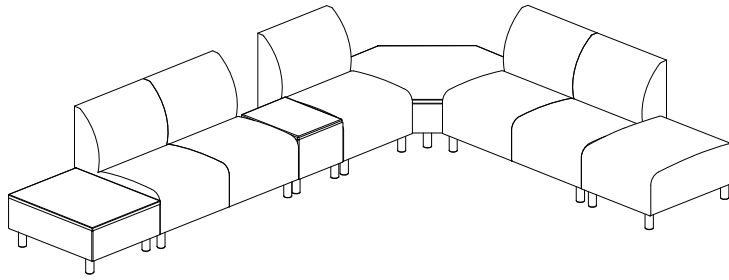
Table Models Power installed on front center of table

# Assymble

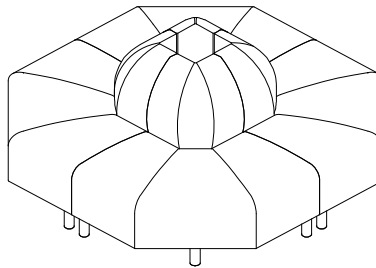
## CONFIGURATION & ORDERING EXAMPLES:



<u>Qty.</u>	<u>Model #</u>	<u>Description</u>	<u>COM List</u>
1	AS90OC	90 Degree Outside Corner	\$1,629
2	AS45OC	45 Degree Outside Corner	\$2,658
1	AST10	Table with Thermofoil Table Top	\$1,039
1	AS10N	Single Seat Armless Chair	\$1,149
2	AS45IC	45 Degree Inside Corner	\$2,758
1	AS20N	2 Seat Armless Chair	\$1,959
1	AST10	Table with Thermofoil Table Top w/Power	\$1,218
<u>9</u>			<u>\$12,410</u>




<u>Qty.</u>	<u>Model #</u>	<u>Description</u>	<u>COM List</u>
1	AST10	Table with Thermofoil Table Top	\$1,039
2	AS20N	2 Seat Armless Chair	\$3,918
1	AST15	End Table with Thermofoil Table Top	\$849
1	AS10N	Single Seat Armless Chair	\$1,149
1	AST90	90 Degree Table with Thermofoil Table Top	\$1,449
1	ASB3024	30" One Seat Bench	\$999
<u>7</u>			<u>\$9,403</u>



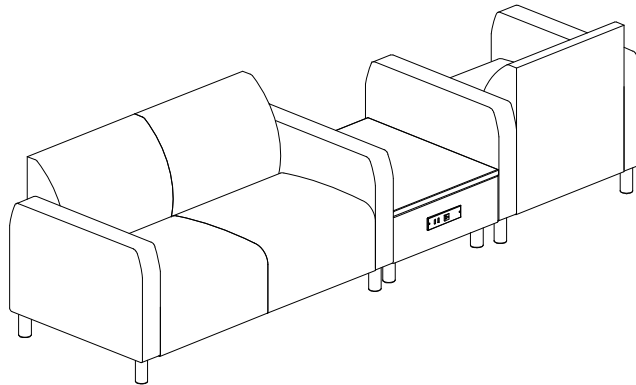
<u>Qty.</u>	<u>Model #</u>	<u>Description</u>	<u>COM List</u>
4	AS90OC	90 Degree Outside Corner	\$6,516
<u>4</u>			<u>\$6,516</u>

# Assyble

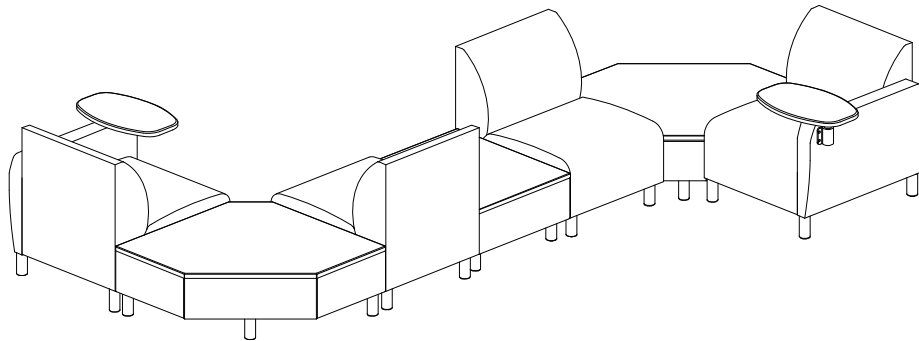
CONFIGURATION & ORDERING EXAMPLES:



<u>Qty.</u>	<u>Model #</u>	<u>Description</u>	<u>COM List</u>
2	AS10N	Single Armless Chair w/Power	\$2,656
2	AST45	45 Degree Table with Thermofoil Top	\$2,498
1	AS10N	Single Armless Chair	\$1,149
<u>5</u>			<u>\$6,303</u>



<u>Qty.</u>	<u>Model #</u>	<u>Description</u>	<u>COM List</u>
1	AS22AF	2 Seat with Square Arms (Upholstered Arms)	\$2,369
1	AST10	Table with Thermofoil Table Top w/Power	\$1,218
1	AS12AF	Single Seat with Square Arms (Upholstered Arms)	\$1,599
<u>3</u>			<u>\$5,186</u>



<u>Qty.</u>	<u>Model #</u>	<u>Description</u>	<u>COM List</u>
2	AS11RF	Single Seat with Right Side (facing) Tapered Arm (Upholstered Arm) w/AMTR	\$3,516
2	AST90	90 Degree Table with Thermofoil Table Top	\$2,898
2	AS10N	Single Seat Armless Chair	\$2,298
1	AST10	Table with Thermofoil Table	\$1,039
<u>7</u>			<u>\$9,751</u>

# Dialogue



## Product Specifications

- > Choice of fully upholstered arms, wood or black urethane arm caps
- > Joints are CNC cut/puzzle jointed together, corner blocked, glued, and screwed
- > Textiles are hand-tailored over 100% Polyurethane foam that meets CAL 117 standards
- > All feet options utilize a common height and mounting hole for field adaptability
- > Standard with wood feet
- > Solid maple wood feet feature a fixed glide

## To Order, Specify

1. Model Number
2. Textile
3. Finish
4. Options

## Arm Cap Style

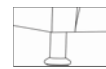


WA Wood Arm Cap  
(Select Wood Finish)



UB Black Urethane Arm Cap

## Options:



MF5 Brushed Satin Nickel Metal Feet  
(Add \$97)

## Non-Skid Glides Option

**WF5NSG** 4 Wood Feet with Non-Skid Glides \$19

## Moisture Barrier Options

See Page 9

## Wood Finishes

See Page 9

## Model #

### DIA10UA - Lounge Chair with Upholstered Arm

COM	2 / COL	3	4	5	6	7	8	9	10	AL	GL
1,319	1,349	1,389	1,429	1,519	1,619	1,739	1,899	2,039	2,239	Contact CS*	

### DIA10AC - Lounge Chair with Optional Arm (Select Arm Cap Style WA or UB)

COM	2 / COL	3	4	5	6	7	8	9	10	AL	GL
1,519	1,549	1,589	1,629	1,719	1,819	1,939	2,099	2,239	2,439	Contact CS*	

W	D	H	SW	SD	SH	BH	AH	Weight	Cub. Ft.	COM	COL
30	30	33	22.5	19	18.5	15	25.5	76	22	4.5	*

### DIA20UA - Loveseat with Upholstered Arm

COM	2 / COL	3	4	5	6	7	8	9	10	AL	GL
1,849	1,899	1,949	2,009	2,139	2,279	2,459	2,669	2,869	3,149	Contact CS*	

### DIA20AC - Loveseat with Optional Arm (Select Arm Cap Style WA or UB)

COM	2 / COL	3	4	5	6	7	8	9	10	AL	GL
2,049	2,099	2,149	2,209	2,339	2,479	2,659	2,869	3,069	3,349	Contact CS*	

W	D	H	SW	SD	SH	BH	AH	Weight	Cub. Ft.	COM	COL
52.5	30	33	45	19	18.5	15	25.5	113	42	6.5	*

### DIA30UA - Sofa with Upholstered Arm

COM	2 / COL	3	4	5	6	7	8	9	10	AL	GL
2,329	2,379	2,449	2,539	2,699	2,899	3,139	3,429	3,709	4,079	Contact CS*	

### DIA30AC - Sofa with Optional Arm (Select Arm Cap Style WA or UB)

COM	2 / COL	3	4	5	6	7	8	9	10	AL	GL
2,529	2,579	2,649	2,739	2,899	3,099	3,339	3,629	3,909	4,279	Contact CS*	

W	D	H	SW	SD	SH	BH	AH	Weight	Cub. Ft.	COM	COL
74.5	30	33	67	19	18.5	15	25.5	144	58	7.5	*

COM is in Yards

\* Contact Customer Service for COL Yardage

# Odeon Lounge



## Product Specifications

- > Choice of fully upholstered arms, wood or black urethane arm caps
- > Wall saver design minimizes wear and tear
- > Removable back allows for field cleanability
- > Constructed with plywood and steel

## Wood Finishes

See Page 9

## Moisture Barrier Options

See Page 9

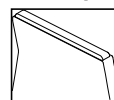
## Options

See Page 218

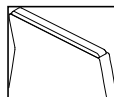
## To Order, Specify

1. Model Number
2. Textile
3. Finish
4. Options

## Arm Cap Style (Select WA or UB)



WA Wood Arm Cap  
(Select Wood Finish)



UB Urethane Arm Cap

## Model #

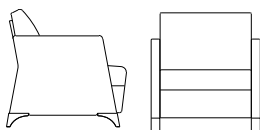
### L40P15UA - Lounge Chair with Upholstered Arm

COM	2 / COL	3	4	5	6	7	8	9	10	AL	GL
1,499	1,519	1,559	1,599	1,689	1,799	1,919	2,079	2,229	2,419	Contact CS*	

### L40P15AC - Lounge Chair with Optional Arm (Select Arm Cap Style WA or UB)

COM	2 / COL	3	4	5	6	7	8	9	10	AL	GL
1,689	1,719	1,749	1,799	1,889	1,999	2,119	2,279	2,429	2,619	Contact CS*	

W	D	H	SW	SD	SH	BH	AH	Weight	Cub. Ft.	COM	COL
28	31	33	22	21	17.5	17.5	26.5	88	26	4.5	*



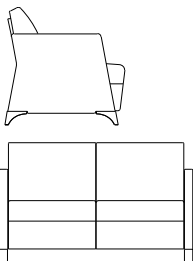
### L40P25UA - Loveseat with Upholstered Arm

COM	2 / COL	3	4	5	6	7	8	9	10	AL	GL
2,139	2,189	2,229	2,299	2,429	2,589	2,759	2,989	3,209	3,499	Contact CS*	

### L40P25AC - Loveseat with Optional Arm (Select Arm Cap Style WA or UB)

COM	2 / COL	3	4	5	6	7	8	9	10	AL	GL
2,339	2,389	2,429	2,499	2,629	2,789	2,959	3,189	3,409	3,699	Contact CS*	

W	D	H	SW	SD	SH	BH	AH	Weight	Cub. Ft.	COM	COL
50	31	33	44	21	17.5	17.5	26.5	130	42	7	*



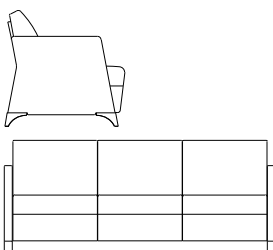
### L40P35UA - Sofa with Upholstered Arm

COM	2 / COL	3	4	5	6	7	8	9	10	AL	GL
2,829	2,869	2,919	3,019	3,199	3,399	3,639	3,929	4,239	4,619	Contact CS*	

### L40P35AC - Sofa with Optional Arm (Select Arm Cap Style WA or UB)

COM	2 / COL	3	4	5	6	7	8	9	10	AL	GL
3,029	3,069	3,119	3,219	3,399	3,599	3,839	4,129	4,439	4,819	Contact CS*	

W	D	H	SW	SD	SH	BH	AH	Weight	Cub. Ft.	COM	COL
72	31	33	66	21	17.5	17.5	26.5	175	58	8.5	*



COM is in Yards

\* Contact Customer Service for COL Yardage



# Odeon Lounge



## Product Specifications

- > Choice of fully upholstered arms, wood or black urethane arm caps
- > Wall saver design minimizes wear and tear
- > Removable back allows for field cleanability
- > Constructed with plywood and steel

## To Order, Specify

1. Model Number
2. Textile
3. Finish
4. Options

## Thermofoil Table Top Finishes

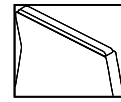
See Page 218

## Wood Finishes

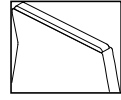
See Page 9

## Options

See Page 218



WA Wood Arm Cap  
(Select Wood Finish)



UB Black Urethane Arm Cap

## Model #

### L40IA25UA - 2 Seat Intervening Arm with Upholstered Arm

COM	2 / COL	3	4	5	6	7	8	9	10	AL	GL
2,629	2,679	2,729	2,799	2,949	3,139	3,349	3,609	3,859	4,199	Contact CS*	

### L40IA25AC - 2 Seat Intervening Arm with Optional Arm (Select Arm Cap Style WA or UB)

COM	2 / COL	3	4	5	6	7	8	9	10	AL	GL
2,829	2,859	2,919	3,019	3,199	3,389	3,609	3,899	4,179	4,559	Contact CS*	

W	D	H	SW	SD	SH	BH	AH	Weight	Cub. Ft.	COM	COL
53	31	33	22	21	17.5	17.5	26.5	153	43	7.5	*

### L40IA35UA - 3 Seat Intervening Arm with Upholstered Arm

COM	2 / COL	3	4	5	6	7	8	9	10	AL	GL
3,729	3,789	3,859	3,969	4,209	4,469	4,769	5,149	5,529	6,019	Contact CS*	

### L40IA35AC - 3 Seat Intervening Arm with Optional Arm (Select Arm Cap Style WA or UB)

COM	2 / COL	3	4	5	6	7	8	9	10	AL	GL
3,929	3,989	4,079	4,199	4,449	4,729	5,079	5,479	5,899	6,419	Contact CS*	

W	D	H	SW	SD	SH	BH	AH	Weight	Cub. Ft.	COM	COL
78	31	33	22	21	17.5	17.5	26.5	208	58	9.5	*

### L40TB25UA - 2 Seat with Table with Upholstered Arms

COM	2 / COL	3	4	5	6	7	8	9	10	AL	GL
3,389	3,429	3,489	3,579	3,779	3,999	4,259	4,579	4,899	5,319	Contact CS*	

### L40TB25AC - 2 Seat with Table with Optional Arm (Select Arm Cap Style WA or UB)

COM	2 / COL	3	4	5	6	7	8	9	10	AL	GL
3,549	3,589	3,669	3,769	3,979	4,219	4,499	4,869	5,219	5,679	Contact CS*	

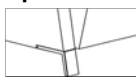
W	D	H	SW	SD	SH	BH	AH	Weight	Cub. Ft.	COM	COL
78	31	33	22	21	17.5	17.5	26.5	188	58	9	*

Table:

W	D	H
22	31	12.5

## Odeon Lounge Options

### Leg Options



MF Four Brushed Metal Feet



WF Four Wood Feet



2L Two Front Casters/Two Rear Wood Feet  
\*Available on L40P15UA and L40P15AC Only

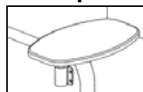


2M Two Front Casters/Two Rear Metal Feet  
\*Available on L40P15UA and L40P15AC Only

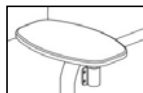


4L Four Casters  
\*Available on L40P15UA and L40P15AC Only

### Tablet Options



**AMTL** Arm Mounted Tablet Left Side (facing)  
(Add \$379 List upcharge)  
(Thermofoil Top)



**AMTR** Arm Mounted Tablet Right Side (facing)  
(Add \$379 List upcharge)  
(Thermofoil Top)

### Non-Skid Glide Options

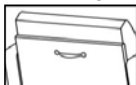
**WF1NSG** Four Wood Feet with Non-Skid Glides (Add \$19)  
\*Available on L40P15UA, L40P15AC, L40P25UA, L40P25AC,  
L40P35UA, and L40P35AC only

**2L2NSG** Two Front Casters/Two Rear Wood Feet with Non-Skid Glides (Add \$19)  
\*Available on L40P15UA and L40P15AC Only

**WF3NSG** Six Wood Feet with Non-Skid Glides (Add \$29)  
\*Available on L40IA25UA and L40IA25AC Only

**WF4NSG** Eight Wood Feet with Non-Skid Glides (Add \$39)  
\*Available on L40IA35UA, L40IA35AC, L40TB25UA, and L40TB25AC Only

### Pull Handle Options



HD1 Pull Handle (Add \$69)  
\*Available on L40P15AC and L40P15UA Only

### Standard Wood Finishes

042-1 Black  
233-1 Espresso  
251-1 Golden Maple  
310 Aria  
431-1 Dark Cherry  
435-1 Classic Cherry  
530-1 Medium Maple  
829 Baroque  
174 Formal Mahogany

### Thermofoil Top Finishes

042T Black  
233T Espresso  
251T Golden Maple  
310T Aria  
431T Dark Cherry  
435T Classic Cherry  
530T Medium Maple  
829T Baroque

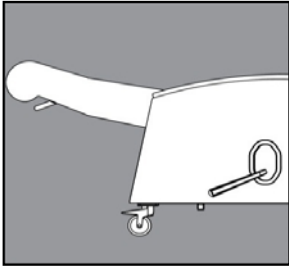
### Moisture Barrier Options

See Page 9



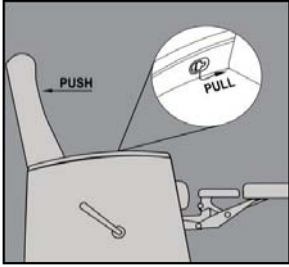
> <b>Mobile Healthcare Recliners Features &amp; Options</b>	
Features.....	221
Options.....	222
> <b>LiquiCell on Recliners</b>	
LiquiCell Information.....	223
> <b>Recliner Ordering Guide</b>	
Recliner Ordering Guide.....	223
> <b>Mobile Recliners</b>	
EV Collection.....	225-226, 228, 231-233, 236, 238-244
Florin.....	230, 234
Harmony.....	227, 235, 237
Odeon.....	230, 234
Rēma.....	229, 233, 236, 238, 241, 244
Tranquility.....	227, 235, 237
> <b>Bariatric Recliners</b>	
EV Collection.....	245, 247
Harmony.....	246, 248
Rēma.....	245, 247
Tranquility.....	246, 248
> <b>Healthcare Recliner Features &amp; Options</b>	
Features.....	249
Options.....	250
> <b>Rocker Recliners</b>	
Florin.....	251
Harmony.....	251
Tranquility.....	251
> <b>Mobile Rocker Recliners</b>	
Florin.....	252
Harmony.....	252
Tranquility.....	252
> <b>Room Saver Recliners</b>	
Florin.....	253-256
Harmony.....	253-256
Tranquility.....	253-256

## Mobile Healthcare Recliner Features



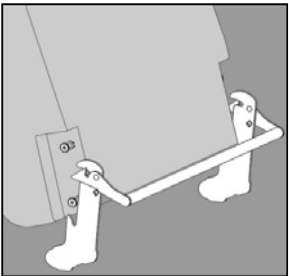
### Infinite Position Non-Locking Back

Patients can adjust seating and back positions to their exact preferences through simple body movement.




### Infinite Position Locking Back Lever

Infinite Position Locking Back allows patient/caregivers to lock back in any recline position. Locking Back Lever is located on the inside of the left arm (facing) on select models. Locking Back Lever is located on the outside of the left arm (facing) on Dual Lateral Transfer Arm models.



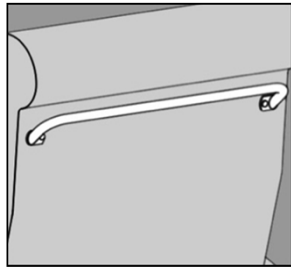
### Quick Removable Back

Recliners are standard with removable back for easy cleanability for infectious disease control on select models.



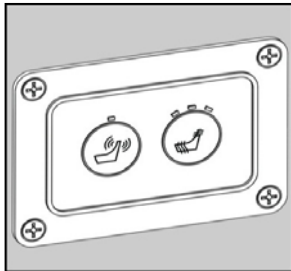
### Recliner Handle

Recliners are standard with left side (facing) black handle. Recliner handle assists weakened occupants with footrest elevation. No need to push on back to open recliner footrest.



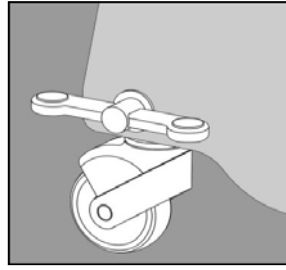
### Padded Push bar

All mobile recliners feature padded push bar for ease of movement.



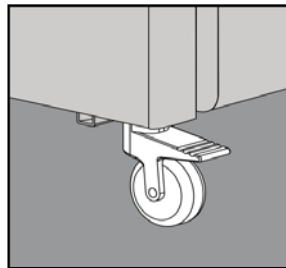
### Heat/Heat & Massage Recliners

Heat (H) and Heat & Massage (HM) Control is located on the inside left arm (facing). Heat temperature is 97 Degrees Low to 105 Degrees High.



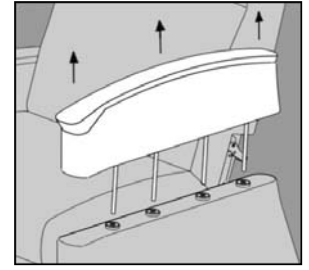
### Lock & Steer (S / Q)

The 2-Caster Lock and Steer (S) feature is controlled by a three position lever located at the rear of the chair on the left arm facing. Lever controls rear casters only. The 4-Caster Lock and Steer (Q) feature is controlled by a three position lever located at the front of the chair on the left arm facing. Lever controls all four casters. (Q) 4-Caster Lock and Steer feature is available on select models only.



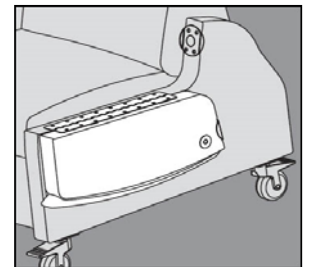
### 4" Swivel Locking Casters

Select model recliners are standard with three-4" swivel locking casters and one-4" rigid locking caster located in the front of the recliner. Optional swivel locking caster can be exchanged for rigid locking caster.



### Removable Arm

Removable Right Arm (facing) allows for lateral transfer of patient. Refer to individual product pages for list of available options.



### Lateral Transfer Arm

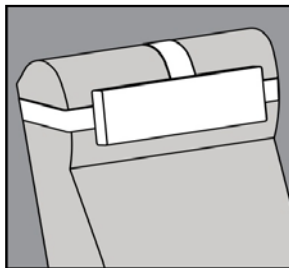
The Lateral Transfer (fold down) Arm is located on the Right Side (facing) of the recliner. Dual Lateral Transfer Arm models are also available. Refer to individual product pages for list of available options. When one arm is in down position, add 4" to the overall width of the chair.



LiquiCell is standard on all La-Z-Boy Contract Furniture recliner seats. For more information please see page 223.


Features are not available on all models, please refer to individual product pages for availability

## Mobile Healthcare Recliner Options



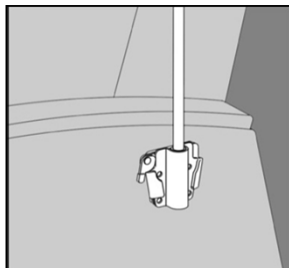
### Adjustable Headrest Pillow (AHP)

Adjustable Headrest Pillow gives additional comfort to a patient or visitor. Adjustable Headrest Pillow requires 1 yard of fabric.



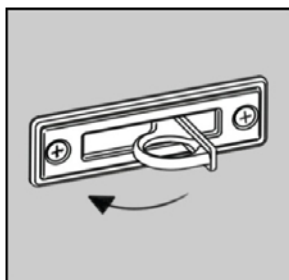
### Quick Release Bracket (QR)

Quick Release Bracket is mounted into metal insert nuts and used with IV Pole, Side Tray, and Oxygen Tank Holder.



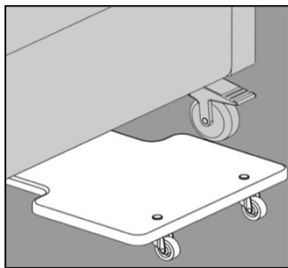
### IV Pole and Bracket (IV)

IV pole and bracket is positioned on the right side (facing) recliner arm toward the back of the chair. Dual IV Poles (DP) also available.



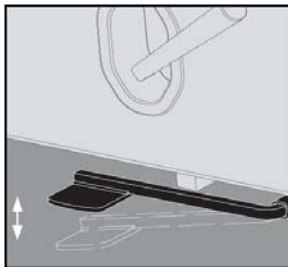
### Foley Bag Holder (FBH)

Accommodates Foley bags and other drainage bags and closes flush with chair when not in use. Located on opposite arm from the handle toward the front of the chair.



### Foot Tray (FT4-1/ FT5/ FT7000)

Pull out foot tray easily slides out to support patient's feet during transport. *(Not intended as a step)*



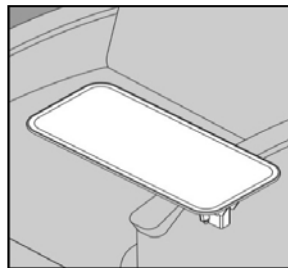
### Trendelenburg Option (TE)

Trendelenburg allows an additional 12° pitch. Trendelenburg lever is conveniently located on both sides of the recliner.



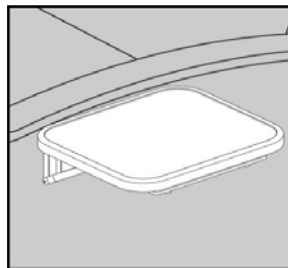
### Oxygen Tank Holder (OTH)

Oxygen Tank Holder is placed on outside right arm (facing) toward the back of the chair.




### Side Tray (TSL1 / TSR1)

Side Trays can be mounted to the left, right, or both sides of the chair. Side Tray measures 23" L x 10 5/8" W. When tray is in fold down position, it extends 4" from the side of the arm.



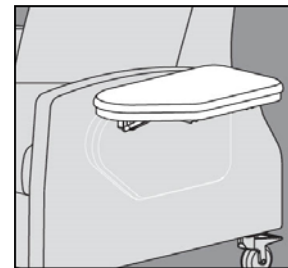
### Folding Side Tray Table (FST)

Folding Side Tray is mounted on the right side (facing). The small Folding Side Tray measures 12" L x 10 5/8" W and the large Folding Side Tray measures 17" L x 10 5/8" W. When tray is in fold down position, it extends 2 1/2" from the side of the arm.



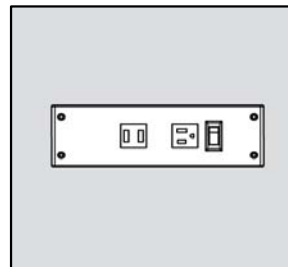
### Rotating Side Tray (RST)

Rotating Side Tray can be mounted to the left, right, or both sides of the chair. Side Tray measures 20 1/2" L x 12 3/4" W x 3/4" H. Features spill containment area and cup holder. When tray is in fold down position, it extends 3 1/2" from the side of the arm.



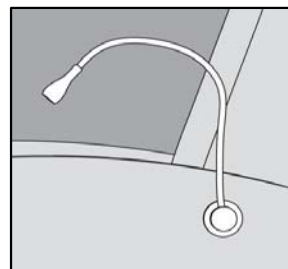
### Padded Side Tray (PLFST)

Padded Large Right Side (facing) Folding Side Tray is upholstered allowing patients to comfortably rest their arms during treatment. Side Tray measures 17" L x 10 5/8" W. When tray is in fold down position, it extends 2 1/2" from the side of the arm. Padded Side Tray requires 1 yard of fabric.



### Power (PRRF)

Power option is located on the right side (facing) and features a brushed aluminum face plate. One AC Power Outlet and two 2 DC 5v USB Charging Ports, 4.2 AMP Total Output. Rating- AC125V, 60Hz, 15 AMP. Overload protection switch and 11' hospital grade power cord. Built-in power supply for LED Reading Light.



### LED Reading Light (RL)

LED Reading Light option is located on right side facing and can only be used with the (PRRF) Power option. Power Input: DC5V 0.7A (3W). Features On/Off switch, polished nickel finish, and flexible stem.

Options are not available on all models, please refer to individual product pages for availability



**LiquiCell**® is standard on all La-Z-Boy Contract Furniture recliner seats.

### **What is LiquiCell®?**

*LiquiCell*® is a medical technology that protects skin tissues from being stretched and torn, thereby optimizing blood flow. This ultra-thin cell contains a liquid that is in constant motion allowing the body to glide or float with an object. This means greater long-term comfort due to lessened body aches, pain and fatigue.

- 👁 **LiquiCell**® provides unsurpassed long-term comfort to improve patient quality of life.
- 👁 **LiquiCell**® significantly reduces shear and friction.
- 👁 **LiquiCell**® is an aid in the process of helping prevent pressure ulcers, thereby shortening long-term medical care and lowering costs.

*LiquiCell*® is designed to protect skin tissues at elbow, ankle, ischial tuberosity, sacral, and lumbar areas for individuals who spend extended time lying down and/or seated, who are experiencing physical discomfort, and who are at risk for pressure ulcer development.

### **How does LiquiCell® Work?**

When the body comes into contact with an object, the forces of mechanical load (perpendicular and parallel pressures) come into play with regard to comfort and discomfort.

At this contact point, tissue compression takes place between the object and bony prominence (bone) and the on-set of discomfort begins. As tissue is compressed;

1. Soft tissues are stretched and sheared (torn)
2. The flow of blood is restricted or even stopped
3. Nerves are depressed.

The stretching and ultimate tearing of soft tissues brings about discomfort, pain and eventually long term trauma (that of pressure ulcers and tissue ulceration).

An important function of the circulatory system is to bring good oxygenated blood to the tissues and organs of the body and remove waste and by-products. By restricting blood flow and even stopping it, necrosis (dying of tissue cells) and the on-set of trauma begins.

Nerve depression sends a signal to our brain that tells us to move or shift our body position because we are experiencing discomfort. This leads to increased friction and shear stress occurring at the skin tissue level.

Using a combination of a low viscosity liquid, contained within a very thin and pliable pouch, and strategically placed baffles (seal points) to control the flow of liquid, perpendicular pressure is equalized across the specific point of contact. By equalizing perpendicular pressure, soft tissue shear stress is significantly reduced, blood flow becomes less restrictive and nerve depression is lessened. As movement and/or shifting of the body takes place, the liquid within the ultra-thin cell moves to allow the opposing forces (body and object) to float or glide with one another, thereby significantly reducing friction and shear stress.

# Recliner Ordering Guide

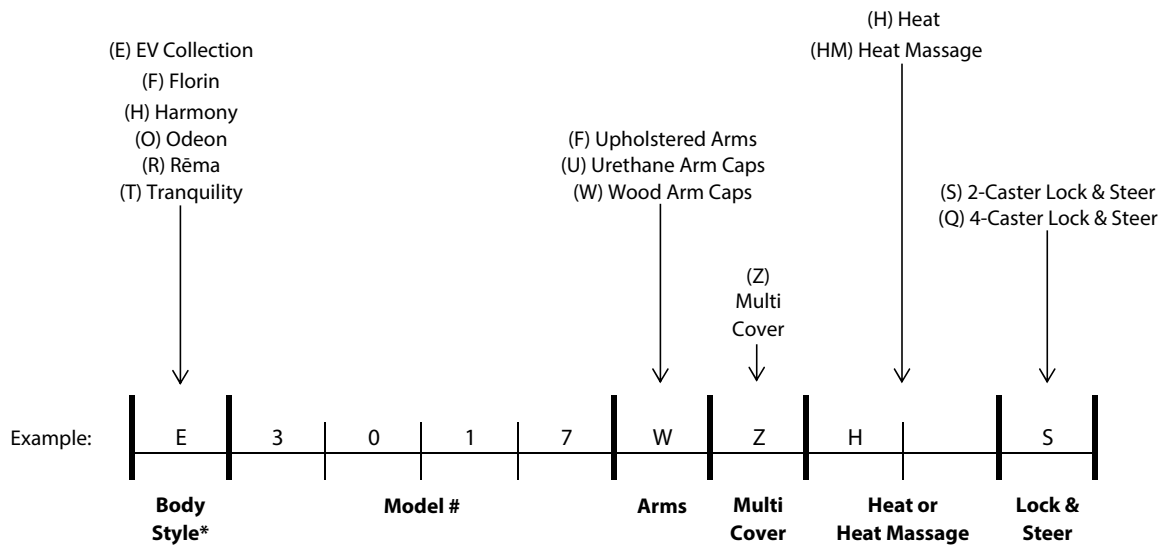
## How to Order:

The chart below is a guide to use when building the recliner model # for your purchase order.

Please select the body style preferred, the model #, and then enter the features you would like your recliner to have.

If feature is not desired, leave space blank. List your Textile, Finish, and Options below the model #.

Price is determined by fabric grade choice. Features and Options are in addition to recliner price.

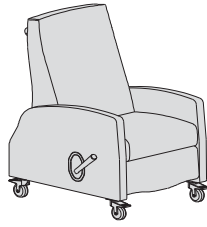


\*For 1304, 1307, 1308, & 1309 recliners, please use FL, HA, or TR for body style.

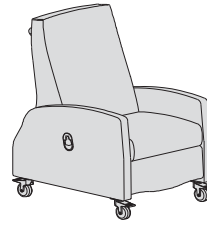
\*\*Features are not available on all models, please refer to individual product pages for availability



## EV Mobile Healthcare Recliner with 22" Seat Width - 500 lb. weight rating



E3017 / E3117  
30" Overall Width



E3217 / E3317  
27.5" Overall Width

**Upholstered Arms are standard on these models**

### 3017 Mobile Healthcare Recliner Infinite Position Non-Locking Back

COM	2	3	4	5	6	7	8	9	10
2,729	2,759	2,809	2,879	3,019	3,189	3,379	3,619	3,849	4,159

### 3117 Mobile Healthcare Recliner Infinite Position Locking Back

COM	2	3	4	5	6	7	8	9	10
2,929	2,959	3,009	3,099	3,229	3,409	3,609	3,859	4,099	4,219

### 3217 Mobile Healthcare Recliner Cable Release Infinite Position Non-Locking Back

COM	2	3	4	5	6	7	8	9	10
2,929	2,959	3,009	3,079	3,219	3,389	3,579	3,819	4,049	4,359

### 3317 Mobile Healthcare Recliner Cable Release Infinite Position Locking Back

COM	2	3	4	5	6	7	8	9	10
3,129	3,159	3,209	3,299	3,429	3,609	3,809	4,059	4,299	4,419

Features:	List Price	List Price
F Upholstered arms	Standard	H Heat (Certified to UL 60601-1) \$679
U Urethane Arm Caps	\$149	HM Heat & Massage (Certified to UL 60601-1) \$899
W Wood Arm Caps (Finishes See Page 9)	\$199	S 2-Caster Lock & Steer \$499
Z Multi Cover	Use highest grade	Q 4-Caster Lock & Steer \$899

Options:	List Price	List Price
CAL CAL TB133	See page 13	RL LED Reading Light \$149
MBB Moisture Barrier Back	\$50	FT-3000 Foot Tray \$199
MBS Moisture Barrier Seat	\$50	OTH Oxygen Tank Holder \$199
AHP Adjustable Head Rest Pillow	\$239	TSL1 Left Side (facing) Tray \$349
4S4 One-4" Swivel Locking Caster	\$29	TSR1 Right Side (facing) Tray \$349
QR Quick Release Bracket	\$59	TD3 Dual Side Tray \$699
IV IV Pole and Bracket	\$219	LFSTR Large Right Side (facing) Folding Side Tray \$219
DP Dual IV Poles	\$439	SFSTR Small Right Side (facing) Folding Side Tray \$219
FBH Foley Bag Holder	\$79	PLFSTR Padded Large Right Side (facing) Folding Side Tray \$329
TE Trendelenburg	\$299	RSTL Rotating Side Tray Table (left side facing) \$599
PRRF Power	\$299	RSTR Rotating Side Tray Table (right side facing) \$599

*\*Refer to page 224 for ordering guide.*

*\*Refer to page 221 & 222 for Feature/Option Descriptions.*

*\*AHP & PLFSTR options require 1 yd. of fabric each*

### Dimensions:

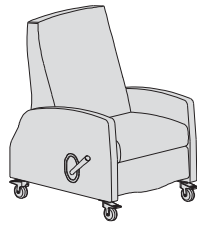
#### EV Collection 3017/3117

Width	30"
Depth	35.5"
Height	47"
Seat Width	22"
Seat Depth	21"
Seat Height	21.5"
Back Height	25"
Arm Height	27"
Cubic Feet	26
COM	5.5
Seat Depth (kick-out)	39"
Reclined Depth	76"
Weight Capacity	500 lbs.
Distance from wall	20"
<b>3017</b> Weight	147 lbs.
<b>3117</b> Weight	155 lbs.

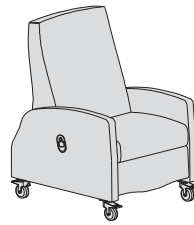
#### EV Collection 3217/3317

Width	27.5"
Depth	35.5"
Height	47"
Seat Width	22"
Seat Depth	21"
Seat Height	21.5"
Back Height	25"
Arm Height	27"
Cubic Feet	26
COM	5.5
Seat Depth (kick-out)	39"
Reclined Depth	76"
Weight Capacity	500 lbs.
Distance from wall	20"
<b>3217</b> Weight	147 lbs.
<b>3317</b> Weight	155 lbs.

## EV Mobile Healthcare Recliner with 24" Seat Width - 500 lb. weight rating



E4017 / E4117  
32.5" Overall Width



E4217 / E4317  
30" Overall Width

**Upholstered Arms are standard on these models**

### 4017 Mobile Healthcare Recliner Infinite Position Non-Locking Back

COM	2	3	4	5	6	7	8	9	10
2,779	2,809	2,859	2,929	3,069	3,239	3,429	3,669	3,899	4,209

### 4117 Mobile Healthcare Recliner Infinite Position Locking Back

COM	2	3	4	5	6	7	8	9	10
2,979	3,009	3,059	3,149	3,279	3,459	3,659	3,909	4,149	4,269

### 4217 Mobile Healthcare Recliner Cable Release Infinite Position Non-Locking Back

COM	2	3	4	5	6	7	8	9	10
2,799	2,829	2,879	2,949	3,089	3,259	3,459	3,689	3,929	4,239

### 4317 Mobile Healthcare Recliner Cable Release Infinite Position Locking Back

COM	2	3	4	5	6	7	8	9	10
2,989	3,029	3,079	3,159	3,309	3,479	3,679	3,919	4,179	4,489

#### Features:

F	Upholstered arms
U	Urethane Arm Caps
W	Wood Arm Caps (Finishes See Page 9)
Z	Multi Cover

#### List Price

Standard
\$149
\$199
Use highest grade

H	Heat (Certified to UL 60601-1)
HM	Heat & Massage (Certified to UL 60601-1)
S	2-Caster Lock & Steer
Q	4-Caster Lock & Steer

#### List Price

\$679
\$899
\$499
\$899

#### Options:

CAL	CAL TB133
MBB	Moisture Barrier Back
MBS	Moisture Barrier Seat
AHP	Adjustable Head Rest Pillow
4S4	One-4" Swivel Locking Caster
QR	Quick Release Bracket
IV	IV Pole and Bracket
DP	Dual IV Poles
FBH	Foley Bag Holder
TE	Trendelenburg
PRRF	Power

#### List Price

See page 13
\$50
\$50
\$239
\$29
\$59
\$219
\$439
\$79
\$299
\$299

RL	LED Reading Light
FT4-1	Large Foot Tray
OTH	Oxygen Tank Holder
TSL1	Left Side (facing) Tray
TSR1	Right Side (facing) Tray
TD3	Dual Side Tray
LFSTR	Large Right Side (facing) Folding Side Tray
SFSTR	Small Right Side (facing) Folding Side Tray
PLFSTR	Padded Large Right Side (facing) Folding Side Tray
RSTL	Rotating Side Tray Table (left side facing)
RSTR	Rotating Side Tray Table (right side facing)

#### List Price

\$149
\$199
\$199
\$349
\$349
\$699
\$219
\$219
\$329
\$599
\$599

\*Refer to page 224 for ordering guide.

\*Refer to page 221 & 222 for Feature/Option Descriptions.

\*AHP & PLFSTR options require 1 yd. of fabric each

#### Dimensions:


##### EV Collection 4017/4117

Width	32.5"
Depth	35.5"
Height	47"
Seat Width	24"
Seat Depth	21"
Seat Height	21.5"
Back Height	25"
Arm Height	27"
Cubic Feet	26
COM	5.5
Seat Depth (kick-out)	39"
Reclined Depth	76"
Weight Capacity	500 lbs.
Distance from wall	20"
<b>4017</b> Weight	147 lbs.
<b>4117</b> Weight	155 lbs.

##### EV Collection 4217/4317

Width	30"
Depth	35.5"
Height	47"
Seat Width	24"
Seat Depth	21"
Seat Height	21.5"
Back Height	25"
Arm Height	27"
Cubic Feet	26
COM	5.5
Seat Depth (kick-out)	39"
Reclined Depth	76"
Weight Capacity	500 lbs.
Distance from wall	20"
<b>4217</b> Weight	147 lbs.
<b>4317</b> Weight	155 lbs.

## Mobile Healthcare with 24" Seat Width - 500 lb. weight rating



Harmony  
H5017 / H5117  
34" Overall Width



Tranquility  
T5017 / T5117  
35.5" Overall Width

**Urethane Arm Caps are standard on these models**

### 5017 Mobile Healthcare Recliner Infinite Position Non-Locking Back

COM	2	3	4	5	6	7	8	9	10
2,979	3,009	3,049	3,119	3,249	3,409	3,589	3,809	4,029	4,319

### 5117 Mobile Healthcare Recliner Infinite Position Locking Back

COM	2	3	4	5	6	7	8	9	10
3,199	3,239	3,289	3,359	3,499	3,659	3,849	4,079	4,309	4,599

Features:		List Price			List Price
U	Urethane Arm Caps	Standard	H	Heat (Certified to UL 60601-1)	\$679
W	Wood Arm Caps (Finishes See Page 9)	\$199	HM	Heat & Massage (Certified to UL 60601-1)	\$899
Z	Multi Cover	Use highest grade	S	2-Caster Lock & Steer	\$499

Options:		List Price			List Price
CAL	CAL TB133	See page 13	FT4-1	Large Foot Tray	\$199
MBB	Moisture Barrier Back	\$50	OTH	Oxygen Tank Holder	\$199
MBS	Moisture Barrier Seat	\$50	TSL1	Left Side (facing) Tray	\$349
AHP	Adjustable Head Rest Pillow	\$239	TSR1	Right Side (facing) Tray	\$349
4S4	One-4" Swivel Locking Caster	\$29	TD3	Dual Side Tray	\$699
QR	Quick Release Bracket	\$59	LFSTR	Large Right Side (facing) Folding Side Tray	\$219
IV	IV Pole and Bracket	\$219	SFSTR	Small Right Side (facing) Folding Side Tray	\$219
DP	Dual IV Poles	\$439	PLFSTR	Padded Large Right Side (facing) Folding Side Tray	\$329
FBH	Foley Bag Holder	\$79	RSTL	Rotating Side Tray Table (left side facing)	\$599
TE	Trendelenburg	\$299	RSTR	Rotating Side Tray Table (right side facing)	\$599

*\*Refer to page 224 for ordering guide.*

*\*Refer to page 221 & 222 for Feature/Option Descriptions.*

*\*AHP & PLFSTR options require 1 yd. of fabric each*

### Dimensions:

#### Harmony 5017/5117

Width	34"
Depth	38"
Height	47"
Seat Width	24"
Seat Depth	21"
Seat Height	21.5"
Back Height	26"
Arm Height	28"
Cubic Feet	28
COM	6
Seat Depth (kick-out)	40"
Reclined Depth	76"
Weight Capacity	500 lbs.
Distance from wall	20"
<b>5017</b> Weight	160 lbs.
<b>5117</b> Weight	168 lbs.

#### Tranquility 5017/5117

Width	35.5"
Depth	38"
Height	47"
Seat Width	24"
Seat Depth	21"
Seat Height	21.5"
Back Height	26"
Arm Height	28"
Cubic Feet	26
COM	6
Seat Depth (kick-out)	40"
Reclined Depth	76"
Weight Capacity	500 lbs.
Distance from wall	20"
<b>5017</b> Weight	156 lbs.
<b>5117</b> Weight	166 lbs.

## Mobile Healthcare Recliner with 24" Seat Width - 500 lb. weight rating



E2017 / E2117  
33.5" Overall Width

**Upholstered Arms are standard on these models**

### 2017 Mobile Healthcare Wingback Recliner Infinite Position Non-Locking Back

COM	2	3	4	5	6	7	8	9	10
3,479	3,509	3,559	3,629	3,769	3,939	4,129	4,369	4,599	4,899

### 2117 Mobile Healthcare Wingback Recliner Infinite Position Locking Back

COM	2	3	4	5	6	7	8	9	10
3,679	3,699	3,759	3,849	3,979	4,159	4,359	4,599	4,849	5,169

**Features:**

F	Upholstered arms
U	Urethane Arm Caps
W	Wood Arm Caps (Finishes See Page 9)
Z	Multi Cover

**List Price**

Standard
\$149
\$199
Use highest grade

H	Heat (Certified to UL 60601-1)
HM	Heat & Massage (Certified to UL 60601-1)
S	2-Caster Lock & Steer
Q	4-Caster Lock & Steer*

**List Price**

\$679
\$899
\$499
\$899

**Options:**

CAL	CAL TB133
MBB	Moisture Barrier Back
MBS	Moisture Barrier Seat
AHP	Adjustable Head Rest Pillow
4S4	One-4" Swivel Locking Caster
QR	Quick Release Bracket
IV	IV Pole and Bracket
DP	Dual IV Poles
FBH	Foley Bag Holder
TE	Trendelenburg

**List Price**

See page 13
\$50
\$50
\$239
\$29
\$59
\$219
\$439
\$79
\$299

FT4-1	Large Foot Tray
OTH	Oxygen Tank Holder
TSL1	Left Side (facing) Tray
TSR1	Right Side (facing) Tray
TD3	Dual Side Tray
LFSTR	Large Right Side (facing) Folding Side Tray
SFSTR	Small Right Side (facing) Folding Side Tray
PLFSTR	Padded Large Right Side (facing) Folding Side Tray
RSTL	Rotating Side Tray Table (left side facing)
RSTR	Rotating Side Tray Table (right side facing)

**List Price**

\$199
\$199
\$349
\$349
\$699
\$219
\$219
\$329
\$599
\$599

*\*Refer to page 224 for ordering guide.*

*\*Refer to page 221 & 222 for Feature/Option Descriptions.*

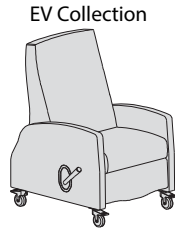
*\*AHP & PLFSTR options require 1 yd. of fabric each*

**Dimensions:**

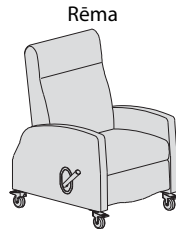
**EV Collection 2017/2117**

Width	33.5"
Depth	38"
Height	47"
Seat Width	24"
Seat Depth	21"
Seat Height	21.5"
Back Height	26"
Arm Height	28"
Cubic Feet	26
COM	6
Seat Depth (kick-out)	40"
Reclined Depth	76"
Weight Capacity	500 lbs.
Distance from wall	20"
<b>1017</b> Weight	168 lbs.
<b>1117</b> Weight	176 lbs.

## Mobile Healthcare Recliner with 24" Seat Width - 500 lb. weight rating



EV Collection  
E1017 / E1117  
33.5" Overall Width



Rêma  
R1017 / R1117  
33.5" Overall Width

**Upholstered Arms are standard on these models**

### 1017/5017 Mobile Healthcare Recliner Infinite Position Non-Locking Back

COM	2	3	4	5	6	7	8	9	10
2,819	2,849	2,899	2,969	3,109	3,279	3,469	3,709	3,939	4,249

### 1117/5117 Mobile Healthcare Recliner Infinite Position Locking Back

COM	2	3	4	5	6	7	8	9	10
3,019	3,049	3,099	3,189	3,319	3,499	3,699	3,949	4,189	4,509

Features:		List Price			List Price
F	Upholstered arms	Standard	H	Heat (Certified to UL 60601-1)	\$679
U	Urethane Arm Caps	\$149	HM	Heat & Massage (Certified to UL 60601-1)	\$899
W	Wood Arm Caps (Finishes See Page 9)	\$199	S	2-Caster Lock & Steer	\$499
Z	Multi Cover	Use highest grade	Q	4-Caster Lock & Steer	\$899

Options:		List Price			List Price
CAL	CAL TB133	See page 13	RL	LED Reading Light	\$149
MBB	Moisture Barrier Back	\$50	FT4-1	Large Foot Tray	\$199
MBS	Moisture Barrier Seat	\$50	OTH	Oxygen Tank Holder	\$199
AHP	Adjustable Head Rest Pillow	\$239	TSL1	Left Side (facing) Tray	\$349
4S4	One-4" Swivel Locking Caster	\$29	TSR1	Right Side (facing) Tray	\$349
QR	Quick Release Bracket	\$59	TD3	Dual Side Tray	\$699
IV	IV Pole and Bracket	\$219	LFSTR	Large Right Side (facing) Folding Side Tray	\$219
DP	Dual IV Poles	\$439	SFSTR	Small Right Side (facing) Folding Side Tray	\$219
FBH	Foley Bag Holder	\$79	PLFSTR	Padded Large Right Side (facing) Folding Side Tray	\$329
TE	Trendelenburg	\$299	RSTL	Rotating Side Tray Table (left side facing)	\$599
PRRF	Power	\$299	RSTR	Rotating Side Tray Table (right side facing)	\$599

\*Refer to page 224 for ordering guide.

\*Refer to page 221 & 222 for Feature/Option Descriptions.

\*AHP & PLFSTR options require 1 yd. of fabric each

### Dimensions:

#### EV Collection 1017/1117


Width	33.5"
Depth	38"
Height	47"
Seat Width	24"
Seat Depth	21"
Seat Height	21.5"
Back Height	26"
Arm Height	28"
Cubic Feet	26
COM	6
Seat Depth (kick-out)	40"
Reclined Depth	76"
Weight Capacity	500 lbs.
Distance from wall	20"
<b>1017</b> Weight	158 lbs.
<b>1117</b> Weight	166 lbs.

#### Rêma 1017/1117


Width	33.5"
Depth	38"
Height	47"
Seat Width	24"
Seat Depth	21"
Seat Height	21.5"
Back Height	26"
Arm Height	28"
Cubic Feet	26
COM	6
Seat Depth (kick-out)	40"
Reclined Depth	76"
Weight Capacity	500 lbs.
Distance from wall	20"
<b>1017</b> Weight	158 lbs.
<b>1117</b> Weight	166 lbs.

f

## Mobile Healthcare Recliner with 24" Seat Width - 500 lb. weight rating



Florin  
F5017 / F5117  
33.5" Overall Width



Odeon  
O5017 / O5117  
33.5" Overall Width

**Upholstered Arms are standard on these models**

### 1017/5017 Mobile Healthcare Recliner Infinite Position Non-Locking Back

COM	2	3	4	5	6	7	8	9	10
2,819	2,849	2,899	2,969	3,109	3,279	3,469	3,709	3,939	4,249

### 1117/5117 Mobile Healthcare Recliner Infinite Position Locking Back

COM	2	3	4	5	6	7	8	9	10
3,019	3,049	3,099	3,189	3,319	3,499	3,699	3,949	4,189	4,509

#### Features:

F	Upholstered arms
U	Urethane Arm Caps
W	Wood Arm Caps (Finishes See Page 9)
Z	Multi Cover

#### List Price

Standard
\$149
\$199
Use highest grade

H	Heat (Certified to UL 60601-1)
HM	Heat & Massage (Certified to UL 60601-1)
S	2-Caster Lock & Steer

#### List Price

\$679
\$899
\$499

#### Options:

CAL	CAL TB133
MBB	Moisture Barrier Back
MBS	Moisture Barrier Seat
AHP	Adjustable Head Rest Pillow
4S4	One-4" Swivel Locking Caster
QR	Quick Release Bracket
IV	IV Pole and Bracket
DP	Dual IV Poles
FBH	Foley Bag Holder
TE	Trendelenburg

#### List Price

See page 13
\$50
\$50
\$239
\$29
\$59
\$219
\$439
\$79
\$299

FT4-1	Large Foot Tray	\$199
OTH	Oxygen Tank Holder	\$199
TSL1	Left Side (facing) Tray	\$349
TSR1	Right Side (facing) Tray	\$349
TD3	Dual Side Tray	\$699
LFSTR	Large Right Side (facing) Folding Side Tray	\$219
SFSTR	Small Right Side (facing) Folding Side Tray	\$219
PLFSTR	Padded Large Right Side (facing) Folding Side Tray	\$329
RSTL	Rotating Side Tray Table (left side facing)	\$599
RSTR	Rotating Side Tray Table (right side facing)	\$599

*\*Refer to page 224 for ordering guide.*

*\*Refer to page 221 & 222 for Feature/Option Descriptions.*

*\*AHP & PLFSTR options require 1 yd. of fabric each*

#### Dimensions:

##### Florin 5017/5117

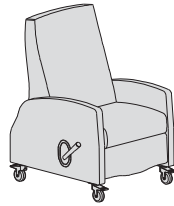
Width	33.5"
Depth	38"
Height	47"
Seat Width	24"
Seat Depth	21"
Seat Height	21.5"
Back Height	26"
Arm Height	28"
Cubic Feet	26
COM	6
Seat Depth (kick-out)	40"
Reclined Depth	76"
Weight Capacity	500 lbs.
Distance from wall	20"
<b>5017</b> Weight	158 lbs.
<b>5117</b> Weight	166 lbs.

##### Odeon 5017/5117

Width	33.5"
Depth	38"
Height	47"
Seat Width	24"
Seat Depth	21"
Seat Height	21.5"
Back Height	26"
Arm Height	28"
Cubic Feet	26
COM	6
Seat Depth (kick-out)	40"
Reclined Depth	76"
Weight Capacity	500 lbs.
Distance from wall	20"
<b>5017</b> Weight	158 lbs.
<b>5117</b> Weight	166 lbs.

# Orthopedic Mobile Healthcare Recliner (Locking Footrest) with 24" Seat Width - 500 lb. weight rating

EV Collection



E4118

31.5" Overall Width

**Upholstered Arms are standard on these models**

## 4118 Orthopedic Mobile Healthcare Recliner Infinite Position Locking Back (Locking Footrest)

COM	2	3	4	5	6	7	8	9	10
3,159	3,189	3,239	3,329	3,459	3,639	3,839	4,089	4,329	4,449

<b>Features:</b>		<b>List Price</b>			<b>List Price</b>
F	Upholstered arms	Standard	H	Heat (Certified to UL 60601-1)	\$679
U	Urethane Arm Caps	\$149	HM	Heat & Massage (Certified to UL 60601-1)	\$899
W	Wood Arm Caps (Finishes See Page 9)	\$199	S	2-Caster Lock & Steer	\$499
Z	Multi Cover	Use highest grade	Q	4-Caster Lock & Steer	\$899

<b>Options:</b>		<b>List Price</b>			<b>List Price</b>
CAL	CAL TB133	See page 13	TE	Trendelenburg	\$299
MBB	Moisture Barrier Back	\$50	RL	LED Reading Light	\$149
MBS	Moisture Barrier Seat	\$50	OTH	Oxygen Tank Holder	\$199
AHP	Adjustable Head Rest Pillow	\$239	TSL1	Left Side (facing) Tray	\$349
4S4	One-4" Swivel Locking Caster	\$29	TSR1	Right Side (facing) Tray	\$349
QR	Quick Release Bracket	\$59	TD3	Dual Side Tray	\$699
IV	IV Pole and Bracket	\$219	LFSTR	Large Right Side (facing) Folding Side Tray	\$219
DP	Dual IV Poles	\$439	SFSTR	Small Right Side (facing) Folding Side Tray	\$219
FBH	Foley Bag Holder	\$79	PLFSTR	Padded Large Right Side (facing) Folding Side Tray	\$329
FT4-1	Large Foot Tray	\$199	RSTL	Rotating Side Tray Table (left side facing)	\$599
PRRF	Power	\$299	RSTR	Rotating Side Tray Table (right side facing)	\$599

*\*Refer to page 224 for ordering guide.*


*\*Refer to page 221 & 222 for Feature/Option Descriptions.*

*\*AHP & PLFSTR options require 1 yd. of fabric each*

## **Dimensions:** **EV Collection 4118**

Width	34"
Depth	38"
Height	47"
Seat Width	24"
Seat Depth	21"
Seat Height	21.5"
Back Height	26"
Arm Height	28"
Cubic Feet	26
COM	6
Seat Depth (kick-out)	40"
Reclined Depth	76"
Weight Capacity	500 lbs.
Distance from wall	20"
<b>4118 Weight</b>	<b>160 lbs.</b>

# Orthopedic Mobile Healthcare Recliner (Locking Footrest) with 24" Seat Width - 500 lb. weight rating



E2118  
33.5" Overall Width

**Upholstered Arms are standard on these models**

## 2118 Orthopedic Mobile Healthcare Wingback Recliner Infinite Position Locking Back (Locking Footrest)

COM	2	3	4	5	6	7	8	9	10
3,859	3,889	3,939	4,029	4,159	4,339	4,539	4,789	5,029	5,349

### Features:

F	Upholstered arms
U	Urethane Arm Caps
W	Wood Arm Caps (Finishes See Page 9)
Z	Multi Cover

### List Price

Standard
\$149
\$199
Use highest grade

H	Heat (Certified to UL 60601-1)
HM	Heat & Massage (Certified to UL 60601-1)
S	2-Caster Lock & Steer
Q	4-Caster Lock & Steer*

### List Price

\$679
\$899
\$499
\$899

### Options:

CAL	CAL TB133
MBB	Moisture Barrier Back
MBS	Moisture Barrier Seat
AHP	Adjustable Head Rest Pillow
4S4	One-4" Swivel Locking Caster
QR	Quick Release Bracket
IV	IV Pole and Bracket
DP	Dual IV Poles
FBH	Foley Bag Holder
FT4-1	Large Foot Tray

### List Price

See page 13
\$50
\$50
\$239
\$29
\$59
\$219
\$439
\$79
\$199

TE	Trendelenburg
OTH	Oxygen Tank Holder
TSL1	Left Side (facing) Tray
TSR1	Right Side (facing) Tray
TD3	Dual Side Tray
LFSTR	Large Right Side (facing) Folding Side Tray
SFSTR	Small Right Side (facing) Folding Side Tray
PLFSTR	Padded Large Right Side (facing) Folding Side Tray
RSTL	Rotating Side Tray Table (left side facing)
RSTR	Rotating Side Tray Table (right side facing)

### List Price

\$299
\$199
\$349
\$349
\$699
\$219
\$219
\$329
\$599
\$599

\*Refer to page 224 for ordering guide.

\*Refer to page 221 & 222 for Feature/Option Descriptions.

\*AHP & PLFSTR options require 1 yd. of fabric each

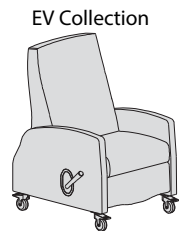
### Dimensions:

#### EV Collection 2118

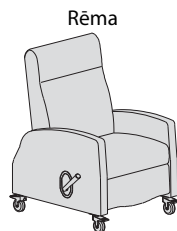
Width	33.5"
Depth	38"
Height	47"
Seat Width	24"
Seat Depth	21"
Seat Height	21.5"
Back Height	26"
Arm Height	28"
Cubic Feet	26
COM	6
Seat Depth (kick-out)	40"
Reclined Depth	76"
Weight Capacity	500 lbs.
Distance from wall	20"
<b>2118 Weight</b>	<b>176 lbs.</b>



# Orthopedic Mobile Healthcare Recliner (Locking Footrest) with 24" Seat Width - 500 lb. weight rating



E1118  
33.5" Overall Width



R1118  
33.5" Overall Width

**Upholstered Arms are standard on these models**

## 1118 Orthopedic Mobile Healthcare Recliner Infinite Position Locking Back (Locking Footrest)

COM	2	3	4	5	6	7	8	9	10
3,199	3,229	3,279	3,369	3,499	3,679	3,879	4,129	4,369	4,689

Features:		List Price			List Price
F	Upholstered arms	Standard	H	Heat (Certified to UL 60601-1)	\$679
U	Urethane Arm Caps	\$149	HM	Heat & Massage (Certified to UL 60601-1)	\$899
W	Wood Arm Caps (Finishes See Page 9)	\$199	S	2-Caster Lock & Steer	\$499
Z	Multi Cover	Use highest grade	Q	4-Caster Lock & Steer	\$899

Options:		List Price			List Price
CAL	CAL TB133	See page 13	TE	Trendelenburg	\$299
MBB	Moisture Barrier Back	\$50	RL	LED Reading Light	\$149
MBS	Moisture Barrier Seat	\$50	OTH	Oxygen Tank Holder	\$199
AHP	Adjustable Head Rest Pillow	\$239	TSL1	Left Side (facing) Tray	\$349
4S4	One-4" Swivel Locking Caster	\$29	TSR1	Right Side (facing) Tray	\$349
QR	Quick Release Bracket	\$59	TD3	Dual Side Tray	\$699
IV	IV Pole and Bracket	\$219	LFSTR	Large Right Side (facing) Folding Side Tray	\$219
DP	Dual IV Poles	\$439	SFSTR	Small Right Side (facing) Folding Side Tray	\$219
FBH	Foley Bag Holder	\$79	PLFSTR	Padded Large Right Side (facing) Folding Side Tray	\$329
FT4-1	Large Foot Tray	\$199	RSTL	Rotating Side Tray Table (left side facing)	\$599
PRRF	Power	\$299	RSTR	Rotating Side Tray Table (right side facing)	\$599

*\*Refer to page 224 for ordering guide.*

*\*Refer to page 221 & 222 for Feature/Option Descriptions.*

*\*AHP & PLFSTR options require 1 yd. of fabric each*

## Dimensions:


### EV Collection 1118

Width	33.5"
Depth	38"
Height	47"
Seat Width	24"
Seat Depth	21"
Seat Height	21.5"
Back Height	26"
Arm Height	28"
Cubic Feet	26
COM	6
Seat Depth (kick-out)	40"
Reclined Depth	76"
Weight Capacity	500 lbs.
Distance from wall	19"
<b>1118 Weight</b>	<b>166 lbs.</b>

### Rêma 1118

Width	33.5"
Depth	38"
Height	47"
Seat Width	24"
Seat Depth	21"
Seat Height	21.5"
Back Height	26"
Arm Height	28"
Cubic Feet	26
COM	6
Seat Depth (kick-out)	40"
Reclined Depth	76"
Weight Capacity	500 lbs.
Distance from wall	20"
<b>1118 Weight</b>	<b>166 lbs.</b>

# Orthopedic Mobile Healthcare Recliner (Locking Footrest) with 24" Seat Width - 500 lb. weight rating



Florin  
F5118  
33.5" Overall Width



Odeon  
O5118  
33.5" Overall Width

**Upholstered Arms are standard on these models**

## 5118 Orthopedic Mobile Healthcare Recliner Infinite Position Locking Back (Locking Footrest)

COM	2	3	4	5	6	7	8	9	10
3,199	3,229	3,279	3,369	3,499	3,679	3,879	4,129	4,369	4,689

### Features:

F	Upholstered arms
U	Urethane Arm Caps
W	Wood Arm Caps (Finishes See Page 9)
Z	Multi Cover

### List Price

Standard
\$149
\$199
Use highest grade

H	Heat (Certified to UL 60601-1)
HM	Heat & Massage (Certified to UL 60601-1)
S	2-Caster Lock & Steer

### List Price

\$679
\$899
\$499

### Options:

CAL	CAL TB133
MBB	Moisture Barrier Back
MBS	Moisture Barrier Seat
AHP	Adjustable Head Rest Pillow
4S4	One-4" Swivel Locking Caster
QR	Quick Release Bracket
IV	IV Pole and Bracket
DP	Dual IV Poles
FBH	Foley Bag Holder
FT4-1	Large Foot Tray

### List Price

See page 13
\$50
\$50
\$239
\$29
\$59
\$219
\$439
\$79
\$199

TE	Trendelenburg	\$299
OTH	Oxygen Tank Holder	\$199
TSL1	Left Side (facing) Tray	\$349
TSR1	Right Side (facing) Tray	\$349
TD3	Dual Side Tray	\$699
LFSTR	Large Right Side (facing) Folding Side Tray	\$219
SFSTR	Small Right Side (facing) Folding Side Tray	\$219
PLFSTR	Padded Large Right Side (facing) Folding Side Tray	\$329
RSTL	Rotating Side Tray Table (left side facing)	\$599
RSTR	Rotating Side Tray Table (right side facing)	\$599

\*Refer to page 224 for ordering guide.

\*Refer to page 221 & 222 for Feature/Option Descriptions.

\*AHP & PLFSTR options require 1 yd. of fabric each

### Dimensions:

#### Florin 5118

Width	33.5"
Depth	38"
Height	47"
Seat Width	24"
Seat Depth	21"
Seat Height	21.5"
Back Height	26"
Arm Height	28"
Cubic Feet	26
COM	6
Seat Depth (kick-out)	40"
Reclined Depth	76"
Weight Capacity	500 lbs.
Distance from wall	19"
Weight	166 lbs.

#### Odeon 5118

Width	33.5"
Depth	38"
Height	47"
Seat Width	24"
Seat Depth	21"
Seat Height	21.5"
Back Height	26"
Arm Height	28"
Cubic Feet	26
COM	6
Seat Depth (kick-out)	40"
Reclined Depth	76"
Weight Capacity	500 lbs.
Distance from wall	19"
Weight	166 lbs.

# Orthopedic Mobile Healthcare Recliner (Locking Footrest) with 24" Seat Width - 500 lb. weight rating



H5118  
34" Overall Width



T5118  
35.5" Overall Width

Urethane Arm Caps are standard on these models

## 5118 Orthopedic Mobile Healthcare Recliner Infinite Position Locking Back (Locking Footrest)

COM	2	3	4	5	6	7	8	9	10
3,379	3,419	3,469	3,539	3,679	3,839	4,029	4,259	4,489	4,779

Features:		List Price			List Price
U	Urethane Arm Caps	Standard	HM	Heat & Massage (Certified to UL 60601-1)	\$899
W	Wood Arm Caps (Finishes See Page 9)	\$199	S	2-Caster Lock & Steer	\$499
Z	Multi Cover	Use highest grade			
H	Heat (Certified to UL 60601-1)	\$679			

Options:		List Price			List Price
CAL	CAL TB133	See page 13	TE	Trendelenburg	\$299
MBB	Moisture Barrier Back	\$50	OTH	Oxygen Tank Holder	\$199
MBS	Moisture Barrier Seat	\$50	TSL1	Left Side (facing) Tray	\$349
AHP	Adjustable Head Rest Pillow	\$239	TSR1	Right Side (facing) Tray	\$349
4S4	One-4" Swivel Locking Caster	\$29	TD3	Dual Side Tray	\$699
QR	Quick Release Bracket	\$59	LFSTR	Large Right Side (facing) Folding Side Tray	\$219
IV	IV Pole and Bracket	\$219	SFSTR	Small Right Side (facing) Folding Side Tray	\$219
DP	Dual IV Poles	\$439	PLFSTR	Padded Large Right Side (facing) Folding Side Tray	\$329
FBH	Foley Bag Holder	\$79	RSTL	Rotating Side Tray Table (left side facing)	\$599
FT4-1	Large Foot Tray	\$199	RSTR	Rotating Side Tray Table (right side facing)	\$599

\*Refer to page 224 for ordering guide.

\*Refer to page 221 & 222 for Feature/Option Descriptions.

\*AHP & PLFSTR options require 1 yd. of fabric each

## Dimensions:


### Harmony 5118

Width	34"
Depth	38"
Height	47"
Seat Width	24"
Seat Depth	21"
Seat Height	21.5"
Back Height	26"
Arm Height	28"
Cubic Feet	28
COM	6
Seat Depth (kick-out)	40"
Reclined Depth	76"
Weight Capacity	500 lbs.
Distance from wall	20"
<b>5118 Weight</b>	168 lbs.

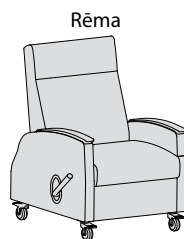
### Tranquility 5118

Width	35.5"
Depth	38"
Height	47"
Seat Width	24"
Seat Depth	21"
Seat Height	21.5"
Back Height	26"
Arm Height	28"
Cubic Feet	26
COM	6
Seat Depth (kick-out)	40"
Reclined Depth	76"
Weight Capacity	500 lbs.
Distance from wall	20"
<b>5118 Weight</b>	166 lbs.

## Mobile Healthcare Recliner with Removable Arm with 24" Seat Width - 500 lb. weight rating



EV Collection  
E1047 / E1147  
33.5" Overall Width



Rêma  
R1047 / R1147  
33.5" Overall Width

Urethane Arm Caps are standard on these models

### 1047 Mobile Healthcare Recliner w/Removable Right Arm (facing) Infinite Position Non-Locking Back

COM	2	3	4	5	6	7	8	9	10
3,469	3,499	3,549	3,619	3,759	3,929	4,119	4,359	4,589	4,899

### 1147 Mobile Healthcare Recliner w/Removable Right Arm (facing) Infinite Position Locking Back

COM	2	3	4	5	6	7	8	9	10
3,669	3,699	3,749	3,839	3,969	4,149	4,349	4,599	4,839	5,159

#### Features:

U Urethane Arm Caps  
W Wood Arm Caps (Finishes See Page 9)  
Z Multi Cover  
H Heat (Certified to UL 60601-1)

#### List Price

Standard  
\$199  
Use highest grade  
\$679

HM Heat & Massage (Certified to UL 60601-1)  
S 2-Caster Lock & Steer  
Q 4-Caster Lock & Steer

#### List Price

\$899  
\$499  
\$899

#### Options:

CAL CAL TB133  
MBB Moisture Barrier Back  
MBS Moisture Barrier Seat  
AHP Adjustable Head Rest Pillow  
4S4 One-4" Swivel Locking Caster

#### List Price

See page 13  
\$50  
\$50  
\$239  
\$29

FBH Foley Bag Holder  
FT4-1 Large Foot Tray  
TE Trendelenburg

#### List Price

\$79  
\$199  
\$299

\*Refer to page 224 for ordering guide.

\*Refer to page 221 & 222 for Feature/Option Descriptions.

\*AHP option requires 1 yd. of fabric

#### Dimensions:


##### EV Collection 1047/1147

Width 33.5"  
Depth 38"  
Height 47"  
Seat Width 24"  
Seat Depth 21"  
Seat Height 21.5"  
Back Height 26"  
Arm Height 28"  
Cubic Feet 26  
COM 6  
Seat Depth (kick-out) 40"  
Reclined Depth 76"  
Weight Capacity 500 lbs.  
Distance from wall 20"  
**1047** Weight 158 lbs.  
**1147** Weight 166 lbs.


##### Rêma 1047/1147

Width 33.5"  
Depth 38"  
Height 47"  
Seat Width 24"  
Seat Depth 21"  
Seat Height 21.5"  
Back Height 26"  
Arm Height 28"  
Cubic Feet 26  
COM 6  
Seat Depth (kick-out) 40"  
Reclined Depth 76"  
Weight Capacity 500 lbs.  
Distance from wall 20"  
**1047** Weight 158 lbs.  
**1147** Weight 166 lbs.

# Mobile Healthcare Recliner with Removable Arm with 24" Seat Width - 500 lb. weight rating



H5047 / H5147  
34" Overall Width



T5047 / T5147  
35.5" Overall Width

Urethane Arm Caps are standard on these models

### 5047 Mobile Healthcare Recliner w/Removable Right Arm (facing) Infinite Position Non-Locking Back

COM	2	3	4	5	6	7	8	9	10
3,249	3,289	3,349	3,429	3,589	3,789	3,999	4,279	4,559	4,909

### 5147 Mobile Healthcare Recliner w/Removable Right Arm (facing) Infinite Position Locking Back

COM	2	3	4	5	6	7	8	9	10
3,479	3,519	3,569	3,639	3,799	3,969	4,169	4,419	4,669	4,989

#### Features:

		List Price			List Price
U	Urethane Arm Caps	Standard	HM	Heat & Massage (Certified to UL 60601-1)	\$899
W	Wood Arm Caps (Finishes See Page 9)	\$199	S	2-Caster Lock & Steer	\$499
Z	Multi Cover	Use highest grade			
H	Heat (Certified to UL 60601-1)	\$679			

#### Options:

		List Price			List Price
CAL	CAL TB133	See page 13	FBH	Foley Bag Holder	\$79
MBB	Moisture Barrier Back	\$50	FT4-1	Large Foot Tray	\$199
MBS	Moisture Barrier Seat	\$50	TE	Trendelenburg	\$299
AHP	Adjustable Head Rest Pillow	\$239			
4S4	One-4" Swivel Locking Caster	\$29			

\*Refer to page 224 for ordering guide.

\*Refer to page 221 & 222 for Feature/Option Descriptions.

\*AHP option requires 1 yd. of fabric

#### Dimensions:

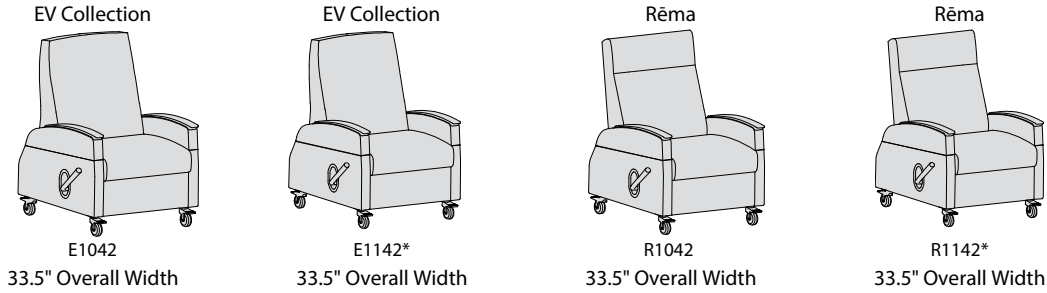
##### Harmony 5047/5147

Width	34"
Depth	38"
Height	47"
Seat Width	24"
Seat Depth	21"
Seat Height	21.5"
Back Height	26"
Arm Height	28"
Cubic Feet	26
COM	6
Seat Depth (kick-out)	40"
Reclined Depth	76"
Weight Capacity	500 lbs.
Distance from wall	20"
<b>5047</b> Weight	167 lbs.
<b>5147</b> Weight	175 lbs.

##### Tranquility 5047/5147

Width	35.5"
Depth	38"
Height	47"
Seat Width	24"
Seat Depth	21"
Seat Height	21.5"
Back Height	26"
Arm Height	28"
Cubic Feet	26
COM	6
Seat Depth (kick-out)	40"
Reclined Depth	76"
Weight Capacity	500 lbs.
Distance from wall	20"
<b>5047</b> Weight	163 lbs.
<b>5147</b> Weight	173 lbs.

# Mobile Healthcare Dual Removable Arms Recliner with 24" Seat Width - 500 lb. weight rating



Urethane Arm Caps are standard on these models

### 1042 Mobile Healthcare Recliner w/Dual Removable Arms Infinite Position Non-Locking Back

COM	2	3	4	5	6	7	8	9	10
3,969	3,999	4,049	4,119	4,259	4,429	4,619	4,859	5,089	5,399

### 1142 Mobile Healthcare Recliner w/Dual Removable Arms Infinite Position Locking Back

COM	2	3	4	5	6	7	8	9	10
4,469	4,499	4,549	4,619	4,759	4,929	5,119	5,359	5,589	5,899

\*1142 infinite position locking back lever is located on outside of right arm (facing) of recliner

#### Features:

U	Urethane Arm Caps	Standard
W	Wood Arm Caps (Finishes See Page 9)	\$199
Z	Multi Cover	Use highest grade

	List Price	
S	2-Caster Lock & Steer	\$499
Q	4-Caster Lock & Steer	\$899

#### Options:

	List Price	
CAL	CAL TB133	See page 13
MBB	Moisture Barrier Back	\$50
MBS	Moisture Barrier Seat	\$50
AHP	Adjustable Head Rest Pillow	\$239
4S4	One-4" Swivel Locking Caster	\$29

	List Price	
FBH	Foley Bag Holder	\$79
FT4-1	Large Foot Tray	\$199
TE	Trendelenburg	\$299

\*Refer to page 224 for ordering guide.

\*Refer to page 221 & 222 for Feature/Option Descriptions.

\*AHP option requires 1 yd. of fabric

#### Dimensions:

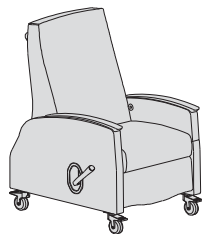
##### EV Collection 1042/1142

Width	33.5"
Depth	38"
Height	47"
Seat Width	24"
Seat Depth	21"
Seat Height	21.5"
Back Height	26"
Arm Height	28"
Cubic Feet	26
COM	6
Seat Depth (kick-out)	40"
Reclined Depth	76"
Weight Capacity	500 lbs.
Distance from wall	20"
<b>1042</b> Weight	158 lbs.
<b>1142</b> Weight	166 lbs.

##### Rêma 1042/1142

Width	33.5"
Depth	38"
Height	47"
Seat Width	24"
Seat Depth	21"
Seat Height	21.5"
Back Height	26"
Arm Height	28"
Cubic Feet	26
COM	6
Seat Depth (kick-out)	40"
Reclined Depth	76"
Weight Capacity	500 lbs.
Distance from wall	20"
<b>1042</b> Weight	158 lbs.
<b>1142</b> Weight	166 lbs.

# EV Mobile Healthcare Lateral Transfer Arm Recliner with 22" Seat Width - 500 lb. weight rating



E3067 / E3167  
30" Overall Width

Urethane Arm Caps are standard on these models

### 3067 Mobile Healthcare Lateral Transfer Right Arm (facing) Recliner Infinite Position Non-Locking Back

COM	2	3	4	5	6	7	8	9	10
3,379	3,409	3,459	3,529	3,669	3,839	4,029	4,269	4,499	4,809

### 3167 Mobile Healthcare Lateral Transfer Right Arm (facing) Recliner Infinite Position Locking Back

COM	2	3	4	5	6	7	8	9	10
3,579	3,609	3,659	3,749	3,879	4,059	4,259	4,509	4,749	4,869

#### Features:

		List Price			List Price
U	Urethane Arm Caps	Standard	HM	Heat & Massage (Certified to UL 60601-1)	\$899
W	Wood Arm Caps (Finishes See Page 9)	\$199	S	2-Caster Lock & Steer	\$499
Z	Multi Cover	Use highest grade	Q	4-Caster Lock & Steer	\$899
H	Heat (Certified to UL 60601-1)	\$679			

#### Options:

		List Price			List Price
CAL	CAL TB133	See page 13	IV	IV Pole and Bracket	\$219
MBB	Moisture Barrier Back	\$50	DP	Dual IV Poles	\$439
MBS	Moisture Barrier Seat	\$50	FBH	Foley Bag Holder	\$79
AHP	Adjustable Head Rest Pillow	\$239	TE	Trendelenburg	\$299
4S4	One-4" Swivel Locking Caster	\$29	FT4-1	Large Foot Tray	\$199
OTH	Oxygen Tank Holder	\$199			

\*Refer to page 224 for ordering guide.

\*Refer to page 221 & 222 for Feature/Option Descriptions.

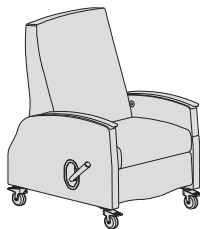
\*AHP option requires 1 yd. of fabric

#### Dimensions:

##### EV Collection 3067/3167

Width	30"
Depth	35.5"
Height	47"
Seat Width	22"
Seat Depth	21"
Seat Height	21.5"
Back Height	25"
Arm Height	27"
Cubic Feet	26
COM	5.5
Seat Depth (kick-out)	39"
Reclined Depth	76"
Weight Capacity	500 lbs.
Distance from wall	20"
<b>3067</b> Weight	147 lbs.
<b>3167</b> Weight	155 lbs.

# EV Mobile Healthcare Lateral Transfer Arm Recliner with 24" Seat Width - 500 lb. weight rating



E4067 / E4167  
32.5" Overall Width

Urethane Arm Caps are standard on these models

### 4067 Mobile Healthcare Lateral Transfer Right Arm (facing) Recliner Infinite Position Non-Locking Back

COM	2	3	4	5	6	7	8	9	10
3,429	3,459	3,509	3,579	3,719	3,889	4,079	4,319	4,549	4,859

### 4167 Mobile Healthcare Lateral Transfer Right Arm (facing) Recliner Infinite Position Locking Back

COM	2	3	4	5	6	7	8	9	10
3,629	3,659	3,709	3,799	3,929	4,109	4,309	4,559	4,799	4,919

#### Features:

	List Price		List Price
U Urethane Arm Caps	Standard	HM Heat & Massage (Certified to UL 60601-1)	\$899
W Wood Arm Caps (Finishes See Page 9)	\$199	S 2-Caster Lock & Steer	\$499
Z Multi Cover	Use highest grade	Q 4-Caster Lock & Steer	\$899
H Heat (Certified to UL 60601-1)	\$679		

#### Options:

	List Price		List Price
CAL CAL TB133	See page 13	IV IV Pole and Bracket	\$219
MBB Moisture Barrier Back	\$50	DP Dual IV Poles	\$439
MBS Moisture Barrier Seat	\$50	FBH Foley Bag Holder	\$79
AHP Adjustable Head Rest Pillow	\$239	TE Trendelenburg	\$299
4S4 One-4" Swivel Locking Caster	\$29	FT4-1 Large Foot Tray	\$199
OTH Oxygen Tank Holder	\$199		

\*Refer to page 224 for ordering guide.

\*Refer to page 221 & 222 for Feature/Option Descriptions.

\*AHP option requires 1 yd. of fabric

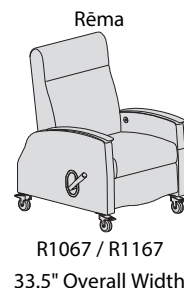
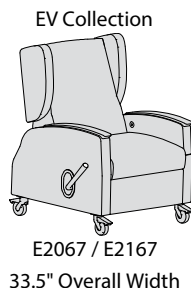
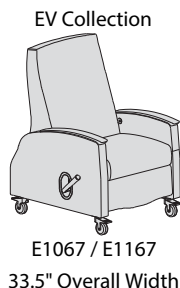
#### Dimensions:

##### EV Collection 4067/4167

Width	32.5"
Depth	35.5"
Height	47"
Seat Width	24"
Seat Depth	21"
Seat Height	21.5"
Back Height	25"
Arm Height	27"
Cubic Feet	26
COM	5.5
Seat Depth (kick-out)	39"
Reclined Depth	76"
Weight Capacity	500 lbs.
Distance from wall	20"
<b>4067</b> Weight	147 lbs.
<b>4167</b> Weight	155 lbs.



# Mobile Healthcare Lateral Transfer Arm Recliner with 24" Seat Width - 500 lb. weight rating



Urethane Arm Caps are standard on these models

### 1067 Mobile Healthcare Lateral Transfer Right Arm (facing) Recliner Infinite Position Non-Locking Back

COM	2	3	4	5	6	7	8	9	10
3,469	3,499	3,549	3,619	3,759	3,929	4,119	4,359	4,589	4,899

### 1167 Mobile Healthcare Lateral Transfer Right Arm (facing) Recliner Infinite Position Locking Back

COM	2	3	4	5	6	7	8	9	10
3,669	3,699	3,749	3,839	3,969	4,149	4,349	4,599	4,839	5,159

### 2067 Mobile Healthcare Lateral Transfer Right Arm (facing) Wingback Recliner Infinite Position Non-Locking Back

COM	2	3	4	5	6	7	8	9	10
4,129	4,159	4,199	4,279	4,419	4,599	4,779	5,019	5,249	5,549

### 2167 Mobile Healthcare Lateral Transfer Right Arm (facing) Wingback Recliner Infinite Position Locking Back

COM	2	3	4	5	6	7	8	9	10
4,329	4,359	4,399	4,499	4,629	4,799	4,999	5,259	5,499	5,819

Features:		List Price		List Price
U	Urethane Arm Caps	Standard	HM	Heat & Massage (Certified to UL 60601-1) \$899
W	Wood Arm Caps (Finishes See Page 9)	\$199	S	2-Caster Lock & Steer \$499
Z	Multi Cover	Use highest grade	Q	4-Caster Lock & Steer \$899
H	Heat (Certified to UL 60601-1)	\$679		

Options:		List Price		List Price
CAL	CAL TB133	See page 13	IV	IV Pole and Bracket \$219
MBB	Moisture Barrier Back	\$50	DP	Dual IV Poles \$439
MBS	Moisture Barrier Seat	\$50	FBH	Foley Bag Holder \$79
AHP	Adjustable Head Rest Pillow	\$239	TE	Trendelenburg \$299
4S4	One-4" Swivel Locking Caster	\$29	FT4-1	Large Foot Tray \$199
OTH	Oxygen Tank Holder	\$199		

\*Refer to page 224 for ordering guide.

\*Refer to page 221 & 222 for Feature/Option Descriptions.

\*AHP option requires 1 yd. of fabric

## Dimensions:

### EV Collection 1067/1167

Width	33.5"
Depth	38"
Height	47"
Seat Width	24"
Seat Depth	21"
Seat Height	21.5"
Back Height	26"
Arm Height	28"
Cubic Feet	26
COM	6
Seat Depth (kick-out)	40"
Reclined Depth	76"
Weight Capacity	500 lbs.
Distance from wall	20"
<b>1067</b> Weight	158 lbs.
<b>1167</b> Weight	166 lbs.

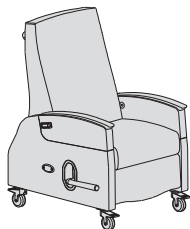
### EV Collection 2067/2167

Width	33.5"
Depth	38"
Height	47"
Seat Width	24"
Seat Depth	21"
Seat Height	21.5"
Back Height	26"
Arm Height	28"
Cubic Feet	26
COM	6
Seat Depth (kick-out)	40"
Reclined Depth	76"
Weight Capacity	500 lbs.
Distance from wall	20"
<b>2067</b> Weight	168 lbs.
<b>2167</b> Weight	176 lbs.

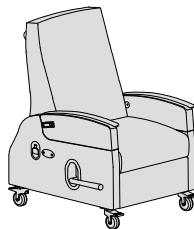
### Rêma 1067/1167

Width	33.5"
Depth	38"
Height	47"
Seat Width	24"
Seat Depth	21"
Seat Height	21.5"
Back Height	26"
Arm Height	28"
Cubic Feet	26
COM	6
Seat Depth (kick-out)	40"
Reclined Depth	76"
Weight Capacity	500 lbs.
Distance from wall	20"
<b>1067</b> Weight	158 lbs.
<b>1167</b> Weight	166 lbs.

# EV Mobile Healthcare Dual Lateral Transfer Arm Recliner with 22" Seat Width - 500 lb. weight rating



E3062  
30" Overall Width



E3162  
30" Overall Width

Urethane Arm Caps are standard on these models

### 3062 Mobile Healthcare Dual Lateral Transfer Arm Recliner Infinite Position Non-Locking Back

COM	2	3	4	5	6	7	8	9	10
3,879	3,909	3,959	4,029	4,169	4,339	4,529	4,769	4,999	5,309

### 3162 Mobile Healthcare Dual Lateral Transfer Arm Recliner Infinite Position Locking Back

COM	2	3	4	5	6	7	8	9	10
4,079	4,109	4,159	4,249	4,379	4,559	4,759	5,009	5,249	5,369

#### Features:

- U Urethane Arm Caps
- W Wood Arm Caps (Finishes See Page 9)
- Z Multi Cover

#### List Price

- Standard
- \$199
- Use highest grade

- S 2-Caster Lock & Steer
- Q 4-Caster Lock & Steer

#### List Price

- \$499
- \$899

#### Options:

- CAL CAL TB133
- MBB Moisture Barrier Back
- MBS Moisture Barrier Seat
- AHP Adjustable Head Rest Pillow
- 4S4 One-4" Swivel Locking Caster
- OTH Oxygen Tank Holder

#### List Price

- See page 13
- \$50
- \$50
- \$239
- \$29
- \$199

- IV IV Pole and Bracket
- DP Dual IV Poles
- FBH Foley Bag Holder
- TE Trendelenburg
- FT4-1 Large Foot Tray

#### List Price

- \$219
- \$439
- \$79
- \$299
- \$199

\*Refer to page 224 for ordering guide.

\*Refer to page 221 & 222 for Feature/Option Descriptions.

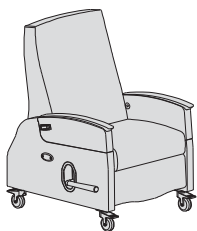
\*AHP option requires 1 yd. of fabric

#### Dimensions:

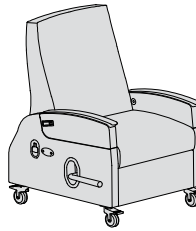
##### EV Collection 3062/3162

- Width 30"
- Depth 35.5"
- Height 47"
- Seat Width 22"
- Seat Depth 21"
- Seat Height 21.5"
- Back Height 25"
- Arm Height 27"
- Cubic Feet 26
- COM 5.5
- Seat Depth (kick-out) 39"
- Reclined Depth 76"
- Weight Capacity 500 lbs.
- Distance from wall 20"
- 3062** Weight 147 lbs.
- 3162** Weight 155 lbs.

# EV Mobile Healthcare Dual Lateral Transfer Arm Recliner with 24" Seat Width - 500 lb. weight rating



E4062  
32.5" Overall Width



E4162  
32.5" Overall Width

Urethane Arm Caps are standard on these models

### 4062 Mobile Healthcare Dual Lateral Transfer Arm Recliner Infinite Position Non-Locking Back

COM	2	3	4	5	6	7	8	9	10
3,929	3,959	4,009	4,079	4,219	4,389	4,579	4,819	5,049	5,359

### 4162 Mobile Healthcare Dual Lateral Transfer Arm Recliner Infinite Position Locking Back

COM	2	3	4	5	6	7	8	9	10
4,429	4,459	4,509	4,579	4,719	4,889	5,079	5,319	5,549	5,859

#### Features:

- U Urethane Arm Caps
- W Wood Arm Caps (Finishes See Page 9)
- Z Multi Cover

#### List Price

- Standard
- \$199
- Use highest grade

- S 2-Caster Lock & Steer
- Q 4-Caster Lock & Steer

#### List Price

- \$499
- \$899

#### Options:

- CAL CAL TB133
- MBB Moisture Barrier Back
- MBS Moisture Barrier Seat
- AHP Adjustable Head Rest Pillow
- 4S4 One-4" Swivel Locking Caster
- OTH Oxygen Tank Holder

#### List Price

- See page 13
- \$50
- \$50
- \$239
- \$29
- \$199

- IV IV Pole and Bracket
- DP Dual IV Poles
- FBH Foley Bag Holder
- TE Trendelenburg
- FT4-1 Large Foot Tray

#### List Price

- \$219
- \$439
- \$79
- \$299
- \$199

\*Refer to page 224 for ordering guide.

\*Refer to page 221 & 222 for Feature/Option Descriptions.

\*AHP option requires 1 yd. of fabric

#### Dimensions:

##### EV Collection 4062/4162

Width	32.5"
Depth	35.5"
Height	47"
Seat Width	24"
Seat Depth	21"
Seat Height	21.5"
Back Height	25"
Arm Height	27"
Cubic Feet	26
COM	5.5
Seat Depth (kick-out)	39"
Reclined Depth	76"
Weight Capacity	500 lbs.
Distance from wall	20"
<b>4062 Weight</b>	147 lbs.
<b>4162 Weight</b>	155 lbs.

# Mobile Healthcare Dual Lateral Transfer Arm Recliner with 24" Seat Width - 500 lb. weight rating



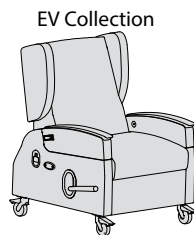
E1062  
33.5" Overall Width



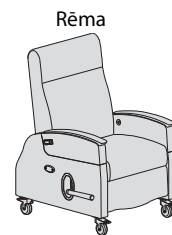
E1162  
33.5" Overall Width



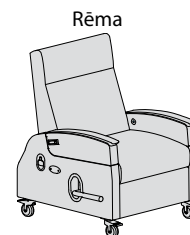
E2062  
33.5" Overall Width



E2162  
33.5" Overall Width



R1062  
33.5" Overall Width



R1162  
33.5" Overall Width

Urethane Arm Caps are standard on these models

### 1062 Mobile Healthcare Dual Lateral Transfer Arm Recliner Infinite Position Non-Locking Back

COM	2	3	4	5	6	7	8	9	10
3,969	3,999	4,049	4,119	4,259	4,429	4,619	4,859	5,089	5,399

### 1162 Mobile Healthcare Dual Lateral Transfer Arm Recliner Infinite Position Locking Back

COM	2	3	4	5	6	7	8	9	10
4,469	4,499	4,549	4,619	4,759	4,929	5,119	5,359	5,589	5,899

### 2062 Mobile Healthcare Dual Lateral Transfer Arm Wingback Recliner Infinite Position Non-Locking Back

COM	2	3	4	5	6	7	8	9	10
4,629	4,659	4,709	4,779	4,919	5,089	5,279	5,519	5,749	6,059

### 2162 Mobile Healthcare Dual Lateral Transfer Arm Wingback Recliner Infinite Position Locking Back

COM	2	3	4	5	6	7	8	9	10
5,129	5,149	5,199	5,279	5,419	5,599	5,779	6,019	6,249	6,559

#### Features:

U Urethane Arm Caps  
W Wood Arm Caps (Finishes See Page 9)  
Z Multi Cover

#### List Price

Standard  
\$199  
Use highest grade

S 2-Caster Lock & Steer  
Q 4-Caster Lock & Steer

#### List Price

\$499  
\$899

#### Options:

CAL CAL TB133  
MBB Moisture Barrier Back  
MBS Moisture Barrier Seat  
AHP Adjustable Head Rest Pillow  
4S4 One-4" Swivel Locking Caster  
OTH Oxygen Tank Holder

#### List Price

See page 13  
\$50  
\$50  
\$239  
\$29  
\$199

IV IV Pole and Bracket  
DP Dual IV Poles  
FBH Foley Bag Holder  
TE Trendelenburg  
FT4-1 Large Foot Tray

#### List Price

\$219  
\$439  
\$79  
\$299  
\$199

\*Refer to page 224 for ordering guide.

\*Refer to page 221 & 222 for Feature/Option Descriptions.

\*AHP option requires 1 yd. of fabric

#### Dimensions:

##### EV Collection 1062/1162

Width 33.5"  
Depth 38"  
Height 47"  
Seat Width 24"  
Seat Depth 21"  
Seat Height 21.5"  
Back Height 26"  
Arm Height 28"  
Cubic Feet 26  
COM 6  
Seat Depth (kick-out) 40"  
Reclined Depth 76"  
Weight Capacity 500 lbs.  
Distance from wall 20"  
**1062** Weight 158 lbs.  
**1162** Weight 166 lbs.


##### EV Collection 2062/2162

Width 33.5"  
Depth 38"  
Height 47"  
Seat Width 24"  
Seat Depth 21"  
Seat Height 21.5"  
Back Height 26"  
Arm Height 28"  
Cubic Feet 26  
COM 6  
Seat Depth (kick-out) 40"  
Reclined Depth 76"  
Weight Capacity 500 lbs.  
Distance from wall 20"  
**2062** Weight 168 lbs.  
**2162** Weight 176 lbs.


##### Rêma 1062/1162

Width 33.5"  
Depth 38"  
Height 47"  
Seat Width 24"  
Seat Depth 21"  
Seat Height 21.5"  
Back Height 26"  
Arm Height 28"  
Cubic Feet 26  
COM 6  
Seat Depth (kick-out) 40"  
Reclined Depth 76"  
Weight Capacity 500 lbs.  
Distance from wall 20"  
**1062** Weight 158 lbs.  
**1162** Weight 166 lbs.


## Bariatric (Limited Recline) Mobile Healthcare Recliner with 29" Seat Width - 750 lb. weight rating



EV Collection  
EB4037  
36.5" Overall Width



EV Collection  
EB1037  
38.5" Overall Width



Rêma  
RB1037  
38.5" Overall Width

**Upholstered Arms are standard on these models**

### B4037 Bariatric (Limited Recline) Mobile Healthcare Recliner Infinite Position Non-Locking Back

COM	2	3	4	5	6	7	8	9	10
3,079	3,119	3,179	3,259	3,439	3,639	3,869	4,169	4,459	4,829

### B1037 Bariatric (Limited Recline) Mobile Healthcare Recliner Infinite Position Non-Locking Back

COM	2	3	4	5	6	7	8	9	10
3,129	3,169	3,229	3,309	3,489	3,689	3,919	4,219	4,509	4,879

Features:		List Price			List Price
F	Upholstered arms	Standard	H	Heat (Certified to UL 60601-1)	\$679
U	Urethane Arm Caps	\$149	HM	Heat & Massage (Certified to UL 60601-1)	\$899
W	Wood Arm Caps (Finishes See Page 9)	\$199	S	2-Caster Lock & Steer	\$499
Z	Multi Cover	Use highest grade	Q	4-Caster Lock & Steer	\$899

Options:		List Price			List Price
CAL	CAL TB133	See page 13	OTH	Oxygen Tank Holder	\$199
MB2B	Moisture Barrier Bariatric Back	\$75	TSL1	Left Side (facing) Tray	\$349
MB2S	Moisture Barrier Bariatric Seat	\$75	TSR1	Right Side (facing) Tray	\$349
AHP	Adjustable Head Rest Pillow	\$239	TD3	Dual Side Tray	\$699
4S4	One-4" Swivel Locking Caster	\$29	LFSTR	Large Right Side (facing) Folding Side Tray	\$219
QR	Quick Release Bracket	\$59	SFSTR	Small Right Side (facing) Folding Side Tray	\$219
IV	IV Pole and Bracket	\$219	PLFSTR	Padded Large Right Side (facing) Folding Side Tray	\$329
DP	Dual IV Poles	\$439	RSTL	Rotating Side Tray Table (left side facing)	\$599
FBH	Foley Bag Holder	\$79	RSTR	Rotating Side Tray Table (right side facing)	\$599
FT4-1	Large Foot Tray	\$199			

*\*Refer to page 224 for ordering guide.*

*\*Refer to page 221 & 222 for Feature/Option Descriptions.*

*\*AHP & PLFSTR options require 1 yd. of fabric each*

### Dimensions:

#### EV Collection B4037

Width	36.5"
Depth	38"
Height	47"
Seat Width	29"
Seat Depth	21"
Seat Height	21.5"
Back Height	26"
Arm Height	28"
Cubic Feet	39
COM	7
Seat Depth (kick-out)	40"
Reclined Depth	73"
Weight Capacity	750 lbs.
Distance from wall	19"
<b>4037</b> Weight	162 lbs.

#### EV Collection B1037

Width	38.5"
Depth	38"
Height	47"
Seat Width	29"
Seat Depth	21"
Seat Height	21.5"
Back Height	26"
Arm Height	28"
Cubic Feet	39
COM	7
Seat Depth (kick-out)	40"
Reclined Depth	73"
Weight Capacity	750 lbs.
Distance from wall	19"
<b>1037</b> Weight	162 lbs.

#### Rêma B1037

Width	38.5"
Depth	38"
Height	47"
Seat Width	29"
Seat Depth	21"
Seat Height	21.5"
Back Height	26"
Arm Height	28"
Cubic Feet	39
COM	7
Seat Depth (kick-out)	40"
Reclined Depth	73"
Weight Capacity	750 lbs.
Distance from wall	19"
<b>1037</b> Weight	162 lbs.

## Bariatric (Limited Recline) Mobile Healthcare Recliner with 29" Seat Width - 750 lb. weight rating



H5037  
39" Overall Width



T5037  
40.5" Overall Width

**Urethane Arm Caps are standard on these models**

### 5037 Bariatric (Limited Recline) Mobile Healthcare Recliner Infinite Position Non-Locking Back

COM	2	3	4	5	6	7	8	9	10
3,279	3,319	3,379	3,459	3,639	3,839	4,069	4,369	4,659	5,029

**Features:**

U Urethane Arm Caps  
 W Wood Arm Caps (Finishes See Page 9)  
 Z Multi Cover  
 H Heat (Certified to UL 60601-1)

**List Price**

Standard  
 \$199  
 Use highest grade  
 \$679

HM Heat & Massage (Certified to UL 60601-1)  
 S 2-Caster Lock & Steer

**List Price**

\$899  
 \$499

**Options:**

CAL CAL TB133  
 MB2B Moisture Barrier Bariatric Back  
 MB2S Moisture Barrier Bariatric Seat  
 AHP Adjustable Head Rest Pillow  
 4S4 One-4" Swivel Locking Caster  
 QR Quick Release Bracket  
 IV IV Pole and Bracket  
 DP Dual IV Poles  
 FBH Foley Bag Holder  
 FT4-1 Large Foot Tray

**List Price**

See page 13  
 \$75  
 \$75  
 \$239  
 \$29  
 \$59  
 \$219  
 \$439  
 \$79  
 \$199

OTH Oxygen Tank Holder  
 TSL1 Left Side (facing) Tray  
 TSR1 Right Side (facing) Tray  
 TD3 Dual Side Tray  
 LFSTR Large Right Side (facing) Folding Side Tray  
 SFSTR Small Right Side (facing) Folding Side Tray  
 PLFSTR Padded Large Right Side (facing) Folding Side Tray  
 RSTL Rotating Side Tray Table (left side facing)  
 RSTR Rotating Side Tray Table (right side facing)

**List Price**

\$199  
 \$349  
 \$349  
 \$699  
 \$219  
 \$219  
 \$329  
 \$599  
 \$599

*\*Refer to page 224 for ordering guide.*

*\*Refer to page 221 & 222 for Feature/Option Descriptions.*

*\*AHP & PLFSTR options require 1 yd. of fabric each*

**Dimensions:**

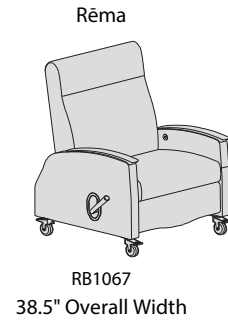
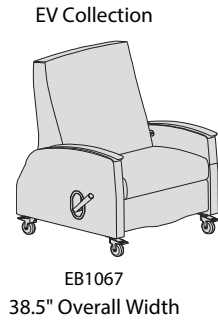

**Harmony 5037**

Width 39"  
 Depth 38"  
 Height 47"  
 Seat Width 29"  
 Seat Depth 21"  
 Seat Height 21.5"  
 Back Height 26"  
 Arm Height 28"  
 Cubic Feet 39  
 COM 7  
 Seat Depth (kick-out) 40"  
 Reclined Depth 73"  
 Weight Capacity 750 lbs.  
 Distance from wall 19"  
**5037 Weight** 162 lbs.

**Tranquility 5037**

Width 40.5"  
 Depth 38"  
 Height 47"  
 Seat Width 29"  
 Seat Depth 21"  
 Seat Height 21.5"  
 Back Height 26"  
 Arm Height 28"  
 Cubic Feet 39  
 COM 7  
 Seat Depth (kick-out) 40"  
 Reclined Depth 73"  
 Weight Capacity 750 lbs.  
 Distance from wall 19"  
**5037 Weight** 158 lbs.

# Bariatric (Limited Recline) Mobile Healthcare Lateral Transfer Arm Recliner with 29" Seat Width 750 lb. weight rating



**Urethane Arm Caps are standard on these models**

**B4067 Bariatric (Limited Recline) Mobile Healthcare Lateral Transfer Right Arm (facing) Recliner Infinite Position Non-Locking Back**

COM	2	3	4	5	6	7	8	9	10
3,779	3,819	3,879	3,959	4,139	4,339	4,569	4,869	5,159	5,529

**B1067 Bariatric (Limited Recline) Mobile Healthcare Lateral Transfer Right Arm (facing) Recliner Infinite Position Non-Locking Back**

COM	2	3	4	5	6	7	8	9	10
3,879	3,919	3,979	4,059	4,239	4,439	4,669	4,969	5,259	5,629

**Features:**

- U Urethane Arm Caps
- W Wood Arm Caps (Finishes See Page 9)
- Z Multi Cover
- H Heat (Certified to UL 60601-1)

**List Price**

- Standard
- \$199
- Use highest grade
- \$679

- HM Heat & Massage (Certified to UL 60601-1)
- S 2-Caster Lock & Steer
- Q 4-Caster Lock & Steer

**List Price**

- \$899
- \$499
- \$899

**Options:**

- CAL CAL TB133
- MB2B Moisture Barrier Bariatric Back
- MB2S Moisture Barrier Bariatric Seat
- AHP Adjustable Head Rest Pillow
- 4S4 One-4" Swivel Locking Caster

**List Price**

- See page 13
- \$75
- \$75
- \$239
- \$29

- OTH Oxygen Tank Holder
- IV IV Pole and Bracket
- DP Dual IV Poles
- FBH Foley Bag Holder
- FT4-1 Large Foot Tray

**List Price**

- \$199
- \$219
- \$439
- \$79
- \$199

*\*Refer to page 224 for ordering guide.*

*\*Refer to page 221 & 222 for Feature/Option Descriptions.*

*\*AHP option requires 1 yd. of fabric*

**Dimensions:**

**EV Collection B4067**

Width	36.5"
Depth	38"
Height	47"
Seat Width	29"
Seat Depth	21"
Seat Height	21.5"
Back Height	26"
Arm Height	28"
Cubic Feet	39
COM	7
Seat Depth (kick-out)	40"
Reclined Depth	73"
Weight Capacity	750 lbs.
Distance from wall	19"
<b>4067 Weight</b>	162 lbs.

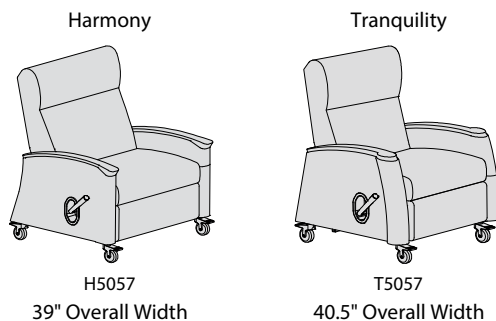
**EV Collection B1067**

Width	38.5"
Depth	38"
Height	47"
Seat Width	29"
Seat Depth	21"
Seat Height	21.5"
Back Height	26"
Arm Height	28"
Cubic Feet	39
COM	7
Seat Depth (kick-out)	40"
Reclined Depth	73"
Weight Capacity	750 lbs.
Distance from wall	19"
<b>1067 Weight</b>	158 lbs.

**Rêma B1067**

Width	38.5"
Depth	38"
Height	47"
Seat Width	29"
Seat Depth	21"
Seat Height	21.5"
Back Height	26"
Arm Height	28"
Cubic Feet	39
COM	7
Seat Depth (kick-out)	40"
Reclined Depth	73"
Weight Capacity	750 lbs.
Distance from wall	19"
<b>1067 Weight</b>	158 lbs.

## Bariatric (Limited Recline) Mobile Healthcare Recliner with Removable Arm with 29" Seat Width 750 lb. weight rating



**Urethane Arm Caps are standard on these models**

### 5057 Bariatric (Limited Recline) Mobile Healthcare Recliner w/Removable Right Arm (facing) Infinite Position Non-Locking Back

COM	2	3	4	5	6	7	8	9	10
3,589	3,639	3,709	3,829	4,039	4,299	4,599	4,969	5,319	5,809

**Features:**

U Urethane Arm Caps  
 W Wood Arm Caps (Finishes See Page 9)  
 Z Multi Cover

**List Price**

Standard  
 \$199  
 Use highest grade

H Heat (Certified to UL 60601-1)  
 HM Heat & Massage (Certified to UL 60601-1)  
 S 2-Caster Lock & Steer

**List Price**

\$679  
 \$899  
 \$499

**Options:**

CAL CAL TB133  
 MB2B Moisture Barrier Bariatric Back  
 MB2S Moisture Barrier Bariatric Seat  
 AHP Adjustable Head Rest Pillow  
 4S4 One-4" Swivel Locking Caster

**List Price**

See page 13  
 \$75  
 \$75  
 \$239  
 \$29

FBH Foley Bag Holder  
 FT4-1 Large Foot Tray

**List Price**

\$79  
 \$199

*\*Refer to page 224 for ordering guide.*

*\*Refer to page 221 & 222 for Feature/Option Descriptions.*

*\*AHP option requires 1 yd. of fabric*

**Dimensions:**

**Harmony 5057**

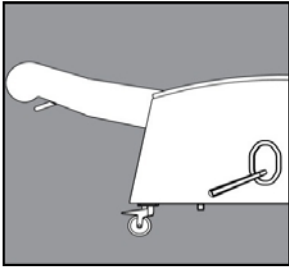
Width 39"  
 Depth 38"  
 Height 47"  
 Seat Width 29"  
 Seat Depth 21"  
 Seat Height 21.5"  
 Back Height 26"  
 Arm Height 28"  
 Cubic Feet 39  
 COM 7  
 Seat Depth (kick-out) 40"  
 Reclined Depth 73"  
 Weight Capacity 750 lbs.  
 Distance from wall 19"  
**5057 Weight** 169 lbs.

**Tranquility 5057**

Width 40.5"  
 Depth 38"  
 Height 47"  
 Seat Width 29"  
 Seat Depth 21"  
 Seat Height 21.5"  
 Back Height 26"  
 Arm Height 28"  
 Cubic Feet 39  
 COM 7  
 Seat Depth (kick-out) 40"  
 Reclined Depth 73"  
 Weight Capacity 750 lbs.  
 Distance from wall 19"  
**5057 Weight** 165 lbs.

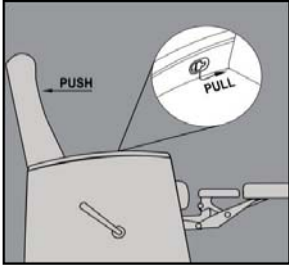


## Healthcare Recliner Features



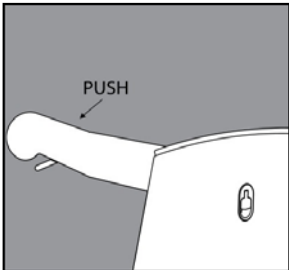
### Infinite Position Non-Locking Back

Patients can adjust seating and back positions to their exact preferences through simple body movement.



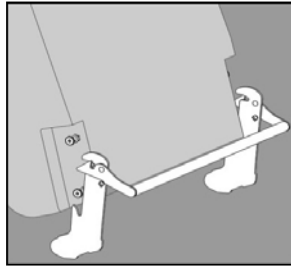
### Infinite Position Locking Back Lever

Infinite Position Locking Back allows patient/caregivers to lock back in any recline position. Locking Back Lever is located on the inside of the left arm (facing).



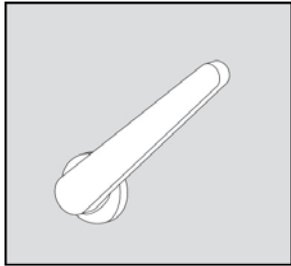
### Room Saver

Room Saver recliners sits within 5" of the wall & still fully reclines. Patients/Visitors can adjust seating and back positions to their exact preferences through simple body movement.



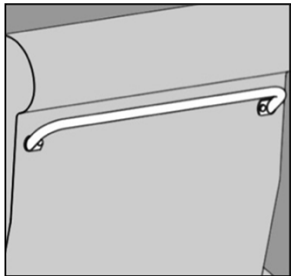
### Quick Removable Back

(5025/5125 & 5027/5127 Models Only)  
Recliners are standard with removable back for easy cleanability for infectious disease control on select models.



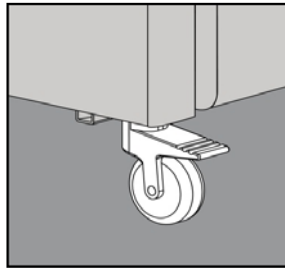
### Recliner Handle

Recliners are standard with left side (facing) black handle. Recliner handle assists weakened occupants with footrest elevation. No need to push on back to open recliner footrest.



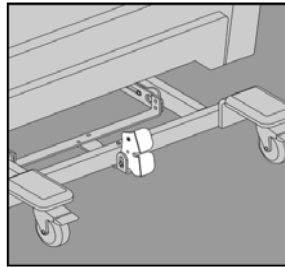
### Padded Push bar

All mobile recliners feature padded push bar for ease of movement.




### 3" Swivel Locking Casters

(5027/5127/1307/1309 Models Only)  
Recliners are standard with three-3" swivel locking casters and one-3" rigid locking caster located in the front of the recliner. Optional swivel locking caster can be exchanged for rigid locking caster.



### Rocker/Lock Mechanism

(5027/5127 Models Only)  
The rocker recliner features a locking mechanism that locks the rocker making it easy on the patient for entering/exiting the chair and also during transport.



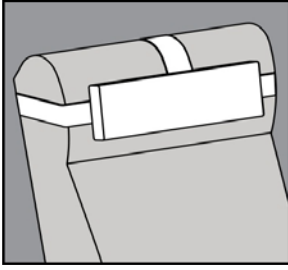
### Heat/Heat & Massage Recliners

(5025/5125 & 5027/5127 Models Only)  
Heat (H) and Heat & Massage (HM) Control is located on the inside left arm (facing). Heat temperature is 97 Degrees Low to 105 Degrees High.



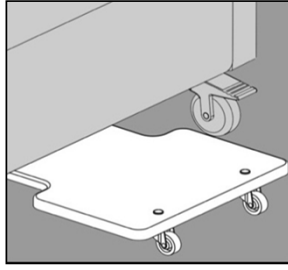
LiquiCell is standard on all La-Z-Boy Contract Furniture recliner seats. For more information please see page 223.

## Healthcare Recliner Options



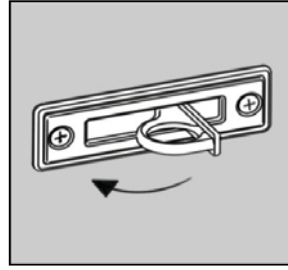
### Adjustable Headrest Pillow (AHP)

Adjustable Headrest Pillow gives additional comfort to a patient or visitor. Adjustable Headrest Pillow requires 1 yard of fabric



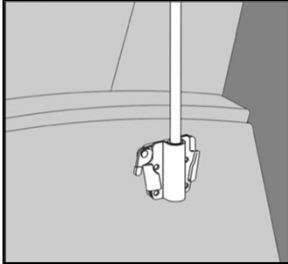
### Foot Tray (FT5)

(5025/5125 & 5027/5127 Models Only)  
Pull out foot tray easily slides out to support patient's feet during transport. (Not intended as a step)



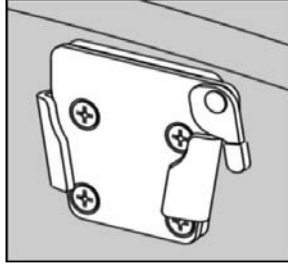
### Foley Bag Holder (FBH)

(5025/5125 & 5027/5127 Models Only)  
Accommodates Foley bags and other drainage bags and closes flush with chair when not in use. Located on opposite arm from the handle toward the front of the chair.



### IV Pole and Bracket (IV)

(5025/5125 & 5027/5127 Models Only)  
IV pole and bracket is positioned on the right side (facing) recliner arm toward the back of the chair. Dual IV Poles (DP) also available.



### Quick Release Bracket (QR)

(5025/5125 & 5027/5127 Models Only)  
Quick Release Bracket is mounted into metal insert nuts and used with IV Pole and Oxygen Tank Holder.

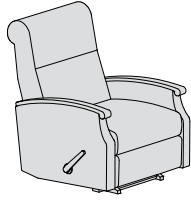


### Oxygen Tank Holder (OTH)

(5025/5125 & 5027/5127 Models Only)  
Oxygen Tank Holder is placed on outside right arm (facing) toward the back of the chair.

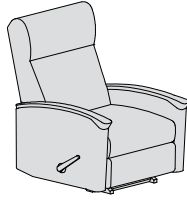
## 5025 & 5125 Healthcare Rocker Recliner Model Choices - 375 lb. weight rating

Florin



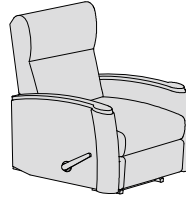
F5025  
F5125

Harmony



H5025  
H5125

Tranquility



T5025  
T5125

Urethane Arm Caps are standard on these models

### 5025 Healthcare Rocker Recliner Infinite Position Non-Locking Back

COM	2	3	4	5	6	7	8	9	10
2,559	2,599	2,639	2,699	2,839	2,979	3,129	3,309	3,499	3,729

### 5125 Healthcare Rocker Recliner Infinite Position Locking Back

COM	2	3	4	5	6	7	8	9	10
2,819	2,849	2,899	2,959	3,089	3,239	3,399	3,619	3,829	4,109

#### Features:

U	Urethane Arm Caps	<b>List Price</b>	Standard	H	Heat (Certified to UL 60601-1)	<b>List Price</b>	\$679
W	Wood Arm Caps (Finishes See Page 9)	\$199		HM	Heat & Massage (Certified to UL 60601-1)	\$899	
Z	Multi Cover	Use highest grade					

#### Options:

CAL	CAL TB133	<b>List Price</b>	See page 13	DP	Dual IV Poles	<b>List Price</b>	\$439
MBB	Moisture Barrier Back	\$50		FBH	Foley Bag Holder	\$79	
MBS	Moisture Barrier Seat	\$50		OTH	Oxygen Tank Holder	\$199	
AHP	Adjustable Head Rest Pillow	\$239					
QR	Quick Release Bracket	\$59					
IV	IV Pole and Bracket	\$219					

\*Refer to page 224 for ordering guide.

\*Refer to page 249 & 250 for Feature/Option Descriptions.

\*AHP option requires 1 yd. of fabric

#### Dimensions:

##### Florin 5025/5125

Width	34.5"
Depth	36.5"
Height	42"
Seat Width	25"
Seat Depth	21"
Seat Height	18.5"
Back Height	23.5"
Arm Height	24"
Cubic Feet	23.5
COM	5.5
Seat Depth (kick-out)	38.5"
Reclined Depth	73.5"
Weight Capacity	375 lbs.
Distance from wall	15.5"
<b>5025 Weight</b>	139 lbs.
<b>5125 Weight</b>	147 lbs.

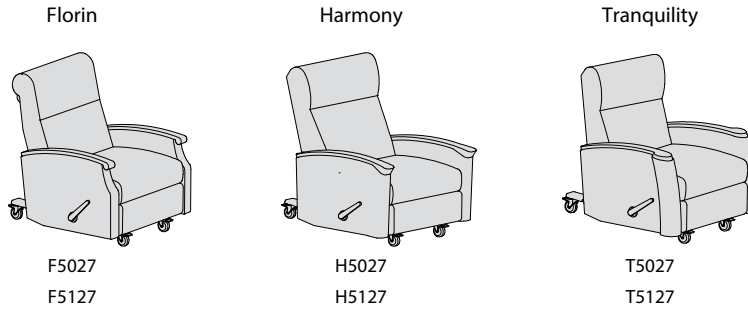
##### Harmony 5025 & 5125

Width	35"
Depth	36.5"
Height	43"
Seat Width	25"
Seat Depth	21"
Seat Height	18.5"
Back Height	24.5"
Arm Height	24"
Cubic Feet	23.5
COM	6
Seat Depth (kick-out)	38.5"
Reclined Depth	74"
Weight Capacity	375 lbs.
Distance from wall	15.5"
<b>5025 Weight</b>	139 lbs.
<b>5125 Weight</b>	147 lbs.

##### Tranquility 5025/5125

Width	36.5"
Depth	36.5"
Height	43"
Seat Width	25"
Seat Depth	21"
Seat Height	18.5"
Back Height	24.5"
Arm Height	24"
Cubic Feet	23.5
COM	6
Seat Depth (kick-out)	38.5"
Reclined Depth	74"
Weight Capacity	375 lbs.
Distance from wall	15.5"
<b>5025 Weight</b>	139 lbs.
<b>5125 Weight</b>	147 lbs.

## 5027 & 5127 Mobile Healthcare Rocker Recliner Model Choices - 375 lb. weight rating



**Urethane Arm Caps are standard on these models**

### 5027 Mobile Healthcare Rocker Recliner Infinite Position Non-Locking Back

COM	2	3	4	5	6	7	8	9	10
2,799	2,829	2,869	2,919	3,039	3,159	3,319	3,499	3,679	3,919

### 5127 Mobile Healthcare Rocker Recliner Infinite Position Locking Back

COM	2	3	4	5	6	7	8	9	10
3,019	3,049	3,099	3,189	3,319	3,499	3,699	3,949	4,189	4,509

**Features:**

U Urethane Arm Caps  
 W Wood Arm Caps (Finishes See Page 9)  
 Z Multi Cover

**List Price**

Standard  
 \$199  
 Use highest grade

**List Price**

H Heat (Certified to UL 60601-1) \$679  
 HM Heat & Massage (Certified to UL 60601-1) \$899

**Options:**

CAL CAL TB133  
 MBB Moisture Barrier Back  
 MBS Moisture Barrier Seat  
 AHP Adjustable Head Rest Pillow  
 3S4 One-3" Swivel Locking Caster  
 QR Quick Release Bracket  
 IV IV Pole and Bracket

**List Price**

See page 13  
 \$50  
 \$50  
 \$239  
 \$19  
 \$59  
 \$219

**List Price**

DP Dual IV Poles \$439  
 FBH Foley Bag Holder \$79  
 FT5 Regular Foot Tray \$199  
 OTH Oxygen Tank Holder \$199

*\*Refer to page 224 for ordering guide.*

*\*Refer to page 249 & 250 for Feature/Option Descriptions.*

*\*AHP option requires 1 yd. of fabric*

**Dimensions:**

**Florin 5027/5127**

Width 34.5"  
 Depth 38.5"  
 Height 43"  
 Seat Width 25"  
 Seat Depth 21"  
 Seat Height 19.5"  
 Back Height 23.5"  
 Arm Height 25"  
 Cubic Feet 23.5  
 COM 5.5  
 Seat Depth (kick-out) 38.5"  
 Reclined Depth 73.5"  
 Weight Capacity 375 lbs.  
 Distance from wall 15.5"  
**5027** Weight 160 lbs.  
**5127** Weight 168 lbs.

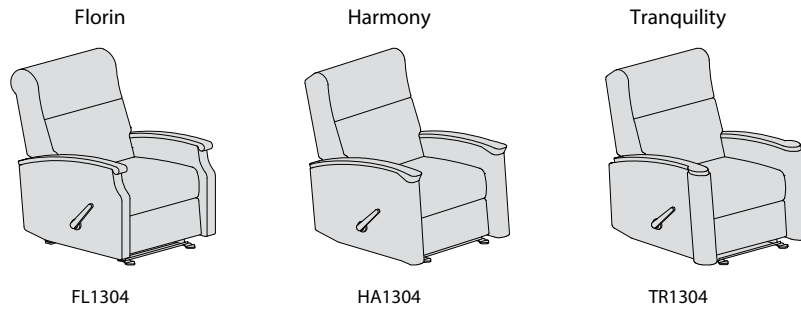
**Harmony 5027 & 5127**

Width 35"  
 Depth 36.5"  
 Height 43"  
 Seat Width 25"  
 Seat Depth 21"  
 Seat Height 19.5"  
 Back Height 24.5"  
 Arm Height 24"  
 Cubic Feet 23.5  
 COM 6  
 Seat Depth (kick-out) 38.5"  
 Reclined Depth 74"  
 Weight Capacity 375 lbs.  
 Distance from wall 15.5"  
**5027** Weight 160 lbs.  
**5127** Weight 168 lbs.

**Tranquility 5027/5127**

Width 36.5"  
 Depth 38.5"  
 Height 44"  
 Seat Width 25"  
 Seat Depth 21"  
 Seat Height 19.5"  
 Back Height 24.5"  
 Arm Height 25"  
 Cubic Feet 23.5  
 COM 6  
 Seat Depth (kick-out) 38.5"  
 Reclined Depth 74"  
 Weight Capacity 375 lbs.  
 Distance from wall 15.5"  
**5027** Weight 160 lbs.  
**5127** Weight 166 lbs.

## 1304 Healthcare Room Saver Recliner Model Choices - 350 lb. weight rating



Urethane Arm Caps are standard on these models

### 1304 Healthcare Room Saver Recliner

COM	2	3	4	5	6	7	8	9	10
1,839	1,869	1,909	1,969	2,079	2,219	2,379	2,589	2,769	3,029

#### Features:

U	Urethane Arm Caps	Standard
W	Wood Arm Caps (Finishes See Page 9)	\$199
Z	Multi Cover	Use highest grade

#### List Price

#### Options:

CAL	CAL TB133	See page 13
MBB	Moisture Barrier Back	\$50
MBS	Moisture Barrier Seat	\$50
AHP	Adjustable Head Rest Pillow	\$239

#### List Price

*\*Refer to page 224 for ordering guide.*

*\*Refer to page 249 & 250 for Feature/Option Descriptions.*

*\*AHP option requires 1 yd. of fabric*

#### Dimensions:

##### Florin 1304

Width	31.5"
Depth	37"
Height	40"
Seat Width	22"
Seat Depth	20"
Seat Height	18.5"
Back Height	21.5"
Arm Height	25"
Cubic Feet	23.5
COM	4.5
Seat Depth (kick-out)	38.5"
Reclined Depth	69"
Weight Capacity	350 lbs.
Distance from wall	5"
<b>1304 Weight</b>	<b>92 lbs.</b>

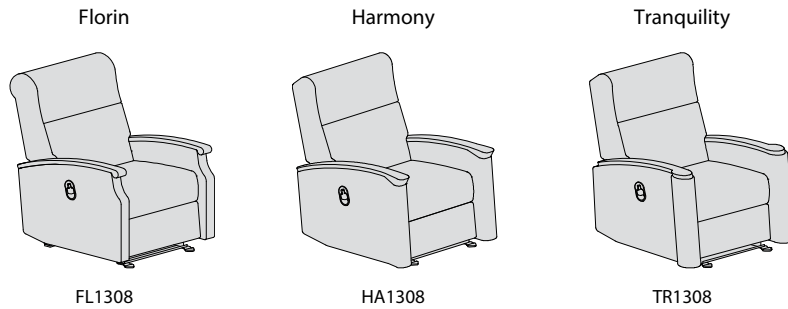
##### Harmony 1304

Width	33"
Depth	36.5"
Height	40"
Seat Width	22"
Seat Depth	20"
Seat Height	18.5"
Back Height	21.5"
Arm Height	25"
Cubic Feet	23.5
COM	5
Seat Depth (kick-out)	38.5"
Reclined Depth	69"
Weight Capacity	350 lbs.
Distance from wall	5"
<b>1304 Weight</b>	<b>92 lbs.</b>

##### Tranquility 1304

Width	33.5"
Depth	36.5"
Height	40"
Seat Width	22"
Seat Depth	20"
Seat Height	18.5"
Back Height	21.5"
Arm Height	25
Cubic Feet	23.5
COM	5.5
Seat Depth (kick-out)	38.5"
Reclined Depth	69"
Weight Capacity	350 lbs.
Distance from wall	5"
<b>1304 Weight</b>	<b>92 lbs.</b>

# 1308 Healthcare Room Saver Recliner Cable Release Model Choices - 350 lb. weight rating



**Urethane Arm Caps are standard on these models**

## 1308 Healthcare Room Saver Recliner Cable Release

COM	2	3	4	5	6	7	8	9	10
1,959	1,999	2,029	2,089	2,209	2,339	2,499	2,699	2,889	3,139

### Features:

U	Urethane Arm Caps	Standard
W	Wood Arm Caps (Finishes See Page 9)	\$199
Z	Multi Cover	Use highest grade

### List Price

### Options:

CAL	CAL TB133	See page 13
MBB	Moisture Barrier Back	\$50
MBS	Moisture Barrier Seat	\$50
AHP	Adjustable Head Rest Pillow	\$239

### List Price

*\*Refer to page 224 for ordering guide.*

*\*Refer to page 249 & 250 for Feature/Option Descriptions.*

*\*AHP option requires 1 yd. of fabric*

### Dimensions:

#### Florin 1308

Width	28.5"
Depth	37"
Height	40"
Seat Width	22"
Seat Depth	20"
Seat Height	18.5"
Back Height	21.5"
Arm Height	25"
Cubic Feet	23.5
COM	4.5
Seat Depth (kick-out)	38.5"
Reclined Depth	69"
Weight Capacity	350 lbs.
Distance from wall	5"
<b>1308 Weight</b>	92 lbs.

#### Harmony 1308

Width	30.5"
Depth	36.5"
Height	40"
Seat Width	22"
Seat Depth	20"
Seat Height	18.5"
Back Height	21.5"
Arm Height	25"
Cubic Feet	23.5
COM	5
Seat Depth (kick-out)	38.5"
Reclined Depth	69"
Weight Capacity	350 lbs.
Distance from wall	5"
<b>1308 Weight</b>	92 lbs.

#### Tranquility 1308

Width	32.5"
Depth	36.5"
Height	40"
Seat Width	22"
Seat Depth	20"
Seat Height	18.5"
Back Height	21.5"
Arm Height	25"
Cubic Feet	23.5
COM	5.5
Seat Depth (kick-out)	38.5"
Reclined Depth	69"
Weight Capacity	350 lbs.
Distance from wall	5"
<b>1308 Weight</b>	92 lbs.

## 1307 Mobile Healthcare Room Saver Recliner Model Choices - 350 lb. weight rating



Urethane Arm Caps are standard on these models

### 1307 Mobile Healthcare Room Saver Recliner

COM	2	3	4	5	6	7	8	9	10
2,119	2,149	2,179	2,229	2,349	2,479	2,629	2,799	2,999	3,239

#### Features:

U	Urethane Arm Caps	Standard
W	Wood Arm Caps (Finishes See Page 9)	\$199
Z	Multi Cover	Use highest grade

#### List Price

#### Options:

CAL	CAL TB133	See page 13
MBB	Moisture Barrier Back	\$50
MBS	Moisture Barrier Seat	\$50
AHP	Adjustable Head Rest Pillow	\$239
3S4	One-3" Swivel Locking Caster	\$19

#### List Price

*\*Refer to page 224 for ordering guide.*

*\*Refer to page 249 & 250 for Feature/Option Descriptions.*

*\*AHP option requires 1 yd. of fabric*

#### Dimensions:

##### Florin 1307

Width	31.5"
Depth	39"
Height	40"
Seat Width	22"
Seat Depth	20"
Seat Height	22.5"
Back Height	21.5"
Arm Height	25"
Cubic Feet	23.5
COM	4.5
Seat Depth (kick-out)	38.5"
Reclined Depth	69"
Weight Capacity	350 lbs.
Distance from wall	5"
<b>1307 Weight</b>	<b>126 lbs.</b>

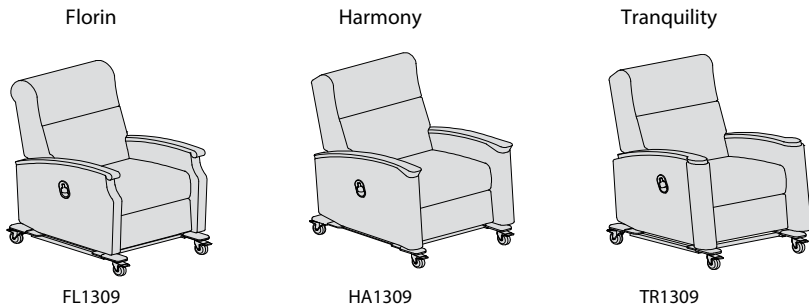
##### Harmony 1307

Width	33"
Depth	39"
Height	44"
Seat Width	22"
Seat Depth	20"
Seat Height	22.5"
Back Height	21.5"
Arm Height	29"
Cubic Feet	23.5
COM	5
Seat Depth (kick-out)	38.5"
Reclined Depth	69"
Weight Capacity	350 lbs.
Distance from wall	5"
<b>1307 Weight</b>	<b>126 lbs.</b>

##### Tranquility 1307

Width	33.5"
Depth	39"
Height	44"
Seat Width	22"
Seat Depth	20"
Seat Height	22.5"
Back Height	21.5"
Arm Height	29"
Cubic Feet	23.5
COM	5.5
Seat Depth (kick-out)	38.5"
Reclined Depth	69"
Weight Capacity	350 lbs.
Distance from wall	5"
<b>1307 Weight</b>	<b>126 lbs.</b>

# 1309 Mobile Healthcare Room Saver Recliner Cable Release Model Choices - 350 lb. weight rating



Urethane Arm Caps are standard on these models

## 1309 Mobile Healthcare Room Saver Recliner Cable Release

COM	2	3	4	5	6	7	8	9	10
2,289	2,319	2,359	2,419	2,529	2,669	2,829	3,019	3,219	3,469

### Features:

U	Urethane Arm Caps	Standard
W	Wood Arm Caps (Finishes See Page 9)	\$199
Z	Multi Cover	Use highest grade

### List Price

### Options:

CAL	CAL TB133	See page 13
MBB	Moisture Barrier Back	\$50
MBS	Moisture Barrier Seat	\$50
AHP	Adjustable Head Rest Pillow	\$239
3S4	One-3" Swivel Locking Caster	\$19

### List Price

\*Refer to page 224 for ordering guide.

\*Refer to page 249 & 250 for Feature/Option Descriptions.

\*AHP option requires 1 yd. of fabric

### Dimensions:

#### Florin 1309

Width	28.5"
Depth	39"
Height	40"
Seat Width	22"
Seat Depth	20"
Seat Height	22.5"
Back Height	21.5"
Arm Height	29"
Cubic Feet	23.5
COM	4.5
Seat Depth (kick-out)	38.5"
Reclined Depth	69"
Weight Capacity	350 lbs.
Distance from wall	5"
<b>1309 Weight</b>	126 lbs.

#### Harmony 1309

Width	30.5"
Depth	39"
Height	44"
Seat Width	22"
Seat Depth	20"
Seat Height	23"
Back Height	21.5"
Arm Height	29"
Cubic Feet	23.5
COM	5
Seat Depth (kick-out)	38.5"
Reclined Depth	69"
Weight Capacity	350 lbs.
Distance from wall	5"
<b>1309 Weight</b>	126 lbs.

#### Tranquility 1309

Width	32.5"
Depth	39"
Height	44"
Seat Width	22"
Seat Depth	20"
Seat Height	22.5"
Back Height	21.5"
Arm Height	29"
Cubic Feet	23.5
COM	5.5
Seat Depth (kick-out)	38.5"
Reclined Depth	69"
Weight Capacity	350 lbs.
Distance from wall	5"
<b>1309 Weight</b>	126 lbs.





> Harmony..... 259

# Harmony Gliders



### Product Specifications

> Standard with black urethane arm caps

### Locking Mechanism Option

- LML Left Side Facing Handle (Add \$99)
- LMR Right Side Facing Handle (Add \$99)

### Finish Options for Locking Mechanism Handle

- LFSBLK Black
- LFSCCH Classic Cherry
- LFSDCH Dark Cherry
- LFSMMP Medium Maple

### To Order, Specify


1. Model Number
2. Textile
3. Finish
4. Options

### Options

- WA Wood Arm Caps (Add \$199)
- CAL CAL TB133 (Add \$400)
- MBB Moisture Barrier Back (Add \$50)
- MBS Moisture Barrier Seat (Add \$50)

### Wood Arm Cap Finishes

See Page 9



### Model #

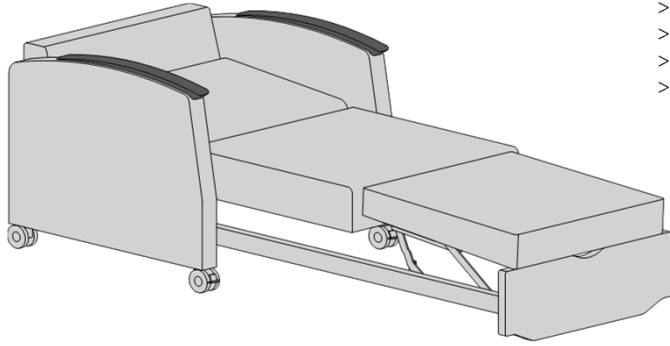
#### HA1716 - Glider

COM	2	3	4	5	6	7	8	9	10	AL	GL
1,779	1,809	1,849	1,909	2,029	2,169	2,329	2,519	2,719	2,959	N/A	N/A

W	D	H	SW	SD	SH	BH	AH	Weight	Cub. Ft.	COM	COL
32	33.5	42.5	22	20	19.5	25	25.5	78	20	5	N/A

> EV Collection.....	261
> Florin.....	262
> Harmony.....	263
> Max.....	265
> Rēma.....	266

# EV Collection Sleep Chairs



### Product Specifications

- > Easy to open and close
- > Standard with black urethane arm caps
- > Standard with 3" Dual wheel casters
- > Coil spring seat cushions

### Options

- WA Wood Arm Caps (Add \$199)
- PRRF Power (Add \$299)
- RL LED Reading Light (Add \$149)

### Power & Reading Light Installation

Power and LED Reading Light will be installed on outside of Right Arm (facing)

### Wood Finishes

See Page 9

### Moisture Barrier Options

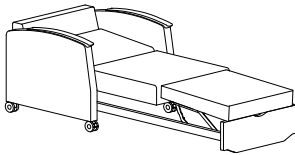
See Page 9

### To Order, Specify

1. Model Number
2. Textile
3. Finish
4. Options

### Model #

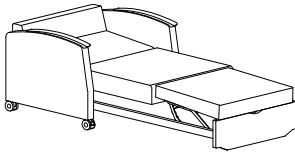
#### E0700 - 26" Sleep Chair (Standard with Casters)



COM	2	3	4	5	6	7	8	9	10
2,869	2,909	2,959	3,029	3,189	3,359	3,569	3,829	4,079	4,409

W	D	H	SW	SD	SH	BH	AH	Weight	Cub. Ft.	COM
32	34.25	34.5	26.5	19.75	21	26.5	27.25	158	39	7

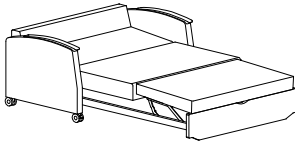
#### E0800 - 30" Sleep Chair (Standard with Casters)



COM	2	3	4	5	6	7	8	9	10
2,899	2,959	3,049	3,179	3,409	3,689	4,009	4,399	4,789	5,309

W	D	H	SW	SD	SH	BH	AH	Weight	Cub. Ft.	COM
36	34.25	34.5	30.5	19.75	21	26.5	27.25	188	39	9

#### E0900 - 46" Sleep Chair (Standard with Casters)



COM	2	3	4	5	6	7	8	9	10
3,779	3,839	3,919	4,029	4,279	4,559	4,879	5,279	5,679	6,199

W	D	H	SW	SD	SH	BH	AH	Weight	Cub. Ft.	COM
52	34.25	34.5	46.5	19.75	21	26.5	27.25	228	39	10

# Florin Sleepers



\*Image shown with optional casters. Sleep Chairs and Sleepers standard with wood legs.

### To Order, Specify

1. Model Number
2. Textile
3. Finish
4. Options

### Product Specifications

- > Easy to open and close
- > Standard with black urethane arm caps
- > Standard with wood legs

### Wood Finishes

See Page 9

### Moisture Barrier Options

See Page 9

### Options

WA Wood Arm Caps (Add \$199)

### Caster Options

3S Four - 3" Swivel Locking Casters (Add \$59)

\*Available on models FL2700 and FL2800 only

3S5 Five - 3" Swivel Locking Casters (Add \$79)

\*Available on models FL1170UF, FL1170UD, FL1170LF, and FL1170LD only

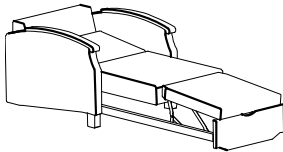
### Thermofoil Front Finishes

\*Available on models FL1170LF and FL1170LD only

042T	Black
233T	Espresso
251T	Golden Maple
310T	Aria
431T	Dark Cherry
435T	Classic Cherry
530T	Medium Maple
829T	Baroque

### Model #

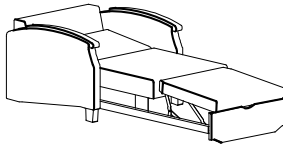
#### FL2700 - 26" Sleep Chair (Standard with Wood Legs)



COM	2	3	4	5	6	7	8	9	10
2,849	2,899	2,949	3,019	3,179	3,349	3,549	3,809	4,049	4,379

W	D	H	SW	SD	SH	BH	AH	Weight	Cub. Ft.	COM
32.5	38	36.5	26	21	18.5	21	27	170	39	7

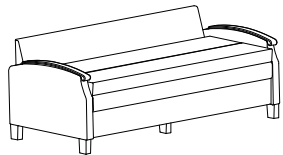
#### FL2800 - 30" Sleep Chair (Standard with Wood Legs)



COM	2	3	4	5	6	7	8	9	10
2,929	2,989	3,069	3,209	3,439	3,719	4,039	4,439	4,849	5,029

W	D	H	SW	SD	SH	BH	AH	Weight	Cub. Ft.	COM
36.5	38	36.5	30	21	18.5	21	27	200	39	9

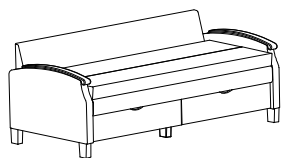
#### FL1170UF - Sleep Sofa with Upholstered Front (Standard with Wood Legs)



COM	2	3	4	5	6	7	8	9	10
3,349	3,419	3,519	3,659	3,969	4,319	4,719	5,229	5,729	6,379

W	D	H	SW	SD	SH	BH	AH	Weight	Cub. Ft.	COM
76.5	35.5	30.5	70	21	18.5	13.5	28	220	58	13

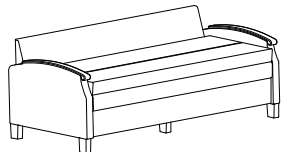
#### FL1170UD - Sleep Sofa with Upholstered Front with Drawers (Standard with Wood Legs)



COM	2	3	4	5	6	7	8	9	10
3,549	3,619	3,739	3,879	4,189	4,529	4,929	5,439	5,939	6,599

W	D	H	SW	SD	SH	BH	AH	Weight	Cub. Ft.	COM
76.5	35.5	30.5	70	21	18.5	13.5	28	220	58	13

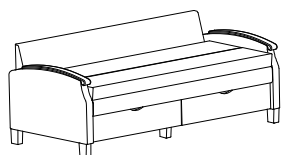
#### FL1170LF - Sleep Sofa with Thermofoil Front (Standard with Wood Legs)



COM	2	3	4	5	6	7	8	9	10
3,379	3,449	3,549	3,689	3,969	4,299	4,679	5,159	5,639	6,259

W	D	H	SW	SD	SH	BH	AH	Weight	Cub. Ft.	COM
76.5	35.5	30.5	70	21	18.5	13.5	28	220	58	13

#### FL1170LD - Sleep Sofa with Thermofoil Front with Drawers (Standard with Wood Legs)



COM	2	3	4	5	6	7	8	9	10
3,609	3,679	3,779	3,919	4,209	4,529	4,919	5,389	5,869	6,489

W	D	H	SW	SD	SH	BH	AH	Weight	Cub. Ft.	COM
76.5	35.5	30.5	70	21	18.5	13.5	28	220	58	13

# Harmony Sleepers



## Product Specifications

- > Easy to open and close
- > Standard with black urethane arm caps
- > Standard with wood legs
- > Coil spring seat cushions

## Options

WA Wood Arm Caps (Add \$199)

## Moisture Barrier Options

See Page 9

## Wood Finishes

See Page 9

## Caster Options

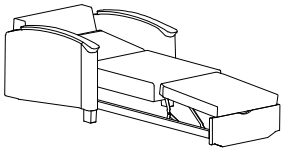
- 35 Four - 3" Swivel Locking Casters (Add \$59)  
*\*Available on models HA2700, HA2800, and HA3900 only*
- 356 Six - 3" Swivel Locking Casters (Add \$99)  
*\*Available on models HA2821L, HA2821R, and HA2822 only*

## To Order, Specify

1. Model Number
2. Textile
3. Finish
4. Options

### Model #

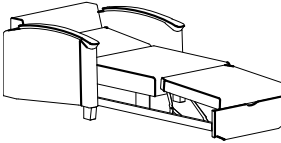
#### HA2700 - 26" Sleep Chair (Standard with Wood Legs)



COM	2	3	4	5	6	7	8	9	10
2,899	2,959	3,009	3,079	3,239	3,409	3,619	3,879	4,139	4,459

W	D	H	SW	SD	SH	BH	AH	Weight	Cub. Ft.	COM
34	38	36.5	26	21	18.5	21	27	173	39	7

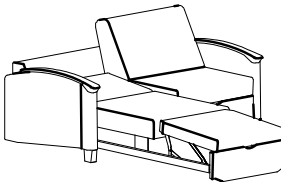
#### HA2800 - 30" Sleep Chair (Standard with Wood Legs)



COM	2	3	4	5	6	7	8	9	10
2,979	3,039	3,139	3,249	3,499	3,769	4,099	4,519	4,899	5,429

W	D	H	SW	SD	SH	BH	AH	Weight	Cub. Ft.	COM
38	38	36.5	30	21	18.5	21	27	200	39	9

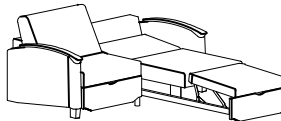
#### HA2821L - Left Side Sleeper/Right Side Drawer (Standard with Wood Legs)



COM	2	3	4	5	6	7	8	9	10
4,499	4,569	4,719	4,909	5,269	5,699	6,199	6,819	7,439	7,999

W	D	H	SW	SD	SH	BH	AH	Weight	Cub. Ft.	COM
70	38	36.5	61	21.5	18.5	21	27	354	84	13

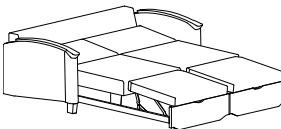
#### HA2821R - Right Side Sleeper/Left Side Drawer (Standard with Wood Legs)



COM	2	3	4	5	6	7	8	9	10
4,499	4,569	4,719	4,909	5,269	5,699	6,199	6,819	7,439	7,999

W	D	H	SW	SD	SH	BH	AH	Weight	Cub. Ft.	COM
70	38	36.5	61	21.5	18.5	21	27	354	84	13

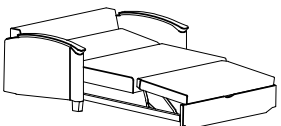
#### HA2822 - Dual Sleeper (Standard with Wood Legs)



COM	2	3	4	5	6	7	8	9	10
5,239	5,319	5,429	5,609	5,929	6,319	6,749	7,309	7,859	8,579

W	D	H	SW	SD	SH	BH	AH	Weight	Cub. Ft.	COM
70	38	36.5	61	21.5	18.5	21	27	408	84	14

#### HA3900 - 46" Sleep Chair (Standard with Wood Legs)



COM	2	3	4	5	6	7	8	9	10
4,049	4,109	4,209	4,309	4,579	4,869	5,209	5,639	6,059	6,619

W	D	H	SW	SD	SH	BH	AH	Weight	Cub. Ft.	COM
56.5	38	36.5	46	21	18.5	21	27	242	39	10

# Harmony Sleepers



### Product Specifications

- > Easy to open and close
- > Standard with black urethane arm caps
- > Standard with wood legs

### Wood Finishes

See Page 9

### Moisture Barrier Options

See Page 9

### Options

WA Wood Arm Caps (Add \$199)

### Caster Options

35S Five - 3" Swivel Locking Casters (Add \$79)

*\*Available on models HA1170UF, HA1170UD, HA1170LF, and HA1170LD only*

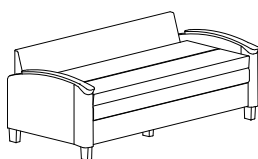
### Thermofoil Front Finishes

*\*Available on models HA1170LF and HA1170LD only*

- 042T Black
- 233T Espresso
- 251T Golden Maple
- 310T Aria
- 431T Dark Cherry
- 435T Classic Cherry
- 530T Medium Maple
- 829T Baroque

### To Order, Specify

1. Model Number
2. Textile
3. Finish
4. Options

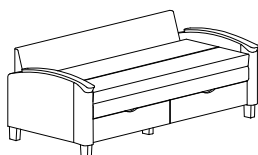


### Model #

#### HA1170UF - Sleep Sofa with Upholstered Front (Standard with Wood Legs)

COM	2	3	4	5	6	7	8	9	10
3,429	3,519	3,609	3,779	4,079	4,449	4,859	5,369	5,899	6,579

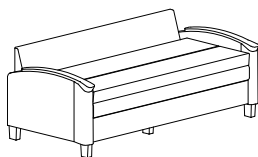
W	D	H	SW	SD	SH	BH	AH	Weight	Cub. Ft.	COM
78	37	30.5	70	21.5	18.5	13.5	27.5	222	58	14



#### HA1170UD - Sleep Sofa with Upholstered Front with Drawers (Standard with Wood Legs)

COM	2	3	4	5	6	7	8	9	10
3,649	3,739	3,829	3,989	4,299	4,659	5,069	5,599	6,109	6,789

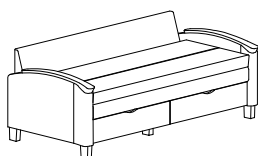
W	D	H	SW	SD	SH	BH	AH	Weight	Cub. Ft.	COM
78	37	30.5	70	21.5	18.5	13.5	27.5	222	58	14



#### HA1170LF - Sleep Sofa with Thermofoil Front (Standard with Wood Legs)

COM	2	3	4	5	6	7	8	9	10
3,469	3,549	3,639	3,789	4,089	4,429	4,829	5,309	5,789	6,439

W	D	H	SW	SD	SH	BH	AH	Weight	Cub. Ft.	COM
78	37	30.5	70	21.5	18.5	13.5	27.5	222	58	14



#### HA1170LD - Sleep Sofa with Thermofoil Front with Drawers (Standard with Wood Legs)

COM	2	3	4	5	6	7	8	9	10
3,719	3,789	3,879	4,019	4,319	4,659	5,059	5,549	6,039	6,679

W	D	H	SW	SD	SH	BH	AH	Weight	Cub. Ft.	COM
78	37	30.5	70	21.5	18.5	13.5	27.5	222	58	14



# Max Sleep Sofas



### To Order, Specify

1. Model Number
2. Textile
3. Finish
4. Options

### Product Specifications

- > Upholstered arms
- > Standard with wood legs
- > Back conveniently unfolds so that you do not have to sleep on the same surface as you sit

### Wood Leg Finishes

See Page 9

### Moisture Barrier Options

See Page 9

### Caster Options

3S5 Five - 3" Swivel Locking Casters (Add \$79)

### Options

U Urethane Arm Caps (Add \$149)

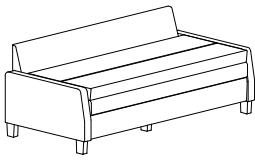
### Thermofoil Front Finishes

*\*Available on models MX1176LF and MX1176LD only*

042T	Black
233T	Espresso
251T	Golden Maple
310T	Aria
431T	Dark Cherry
435T	Classic Cherry
530T	Medium Maple
829T	Baroque

### Model #

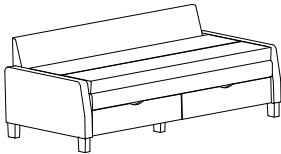
#### MX1176UF - Sleep Sofa with Upholstered Front (Standard with Wood Legs)



COM	2	3	4	5	6	7	8	9	10
3,329	3,409	3,519	3,659	3,959	4,419	4,709	5,229	5,719	6,379

W	D	H	SW	SD	SH	BH	AH	Weight	Cub. Ft.	COM
76.5	35.5	30.5	70	21.5	18.5	13.5	22.5	213	44	13

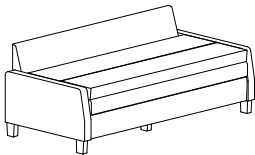
#### MX1176UD - Sleep Sofa with Upholstered Front with Drawers (Standard with Wood Legs)



COM	2	3	4	5	6	7	8	9	10
3,579	3,659	3,759	3,909	4,219	4,579	4,979	5,479	5,999	6,649

W	D	H	SW	SD	SH	BH	AH	Weight	Cub. Ft.	COM
76.5	35.5	30.5	70	21.5	18.5	13.5	22.5	213	44	13

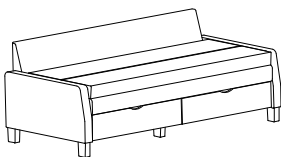
#### MX1176LF - Sleep Sofa with Thermofoil Front (Standard with Wood Legs)



COM	2	3	4	5	6	7	8	9	10
3,379	3,469	3,549	3,679	3,949	4,259	4,619	5,069	5,509	6,089

W	D	H	SW	SD	SH	BH	AH	Weight	Cub. Ft.	COM
76.5	35.5	30.5	70	21.5	18.5	13.5	22.5	213	44	13

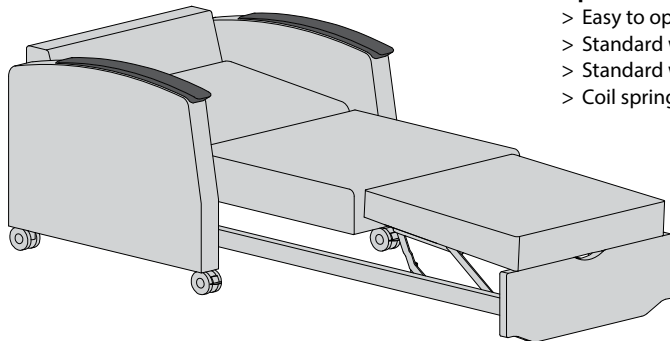
#### MX1176LD - Sleep Sofa with Thermofoil Front with Drawers (Standard with Wood Legs)



COM	2	3	4	5	6	7	8	9	10
3,619	3,689	3,779	3,909	4,189	4,499	4,839	5,299	5,739	6,339

W	D	H	SW	SD	SH	BH	AH	Weight	Cub. Ft.	COM
76.5	35.5	30.5	70	21.5	18.5	13.5	22.5	213	44	13

# Rēma Sleep Chairs



### Product Specifications

- > Easy to open and close
- > Standard with black urethane arm caps
- > Standard with 3" Dual wheel casters
- > Coil spring seat cushions

### Options

- WA Wood Arm Caps (Add \$199)
- PRRF Power (Add \$299)
- RL LED Reading Light (Add \$149)

### Power & Reading Light Installation

Power and LED Reading Light will be installed on outside of Right Arm (facing)

### Wood Finishes

See Page 9

### Moisture Barrier Options

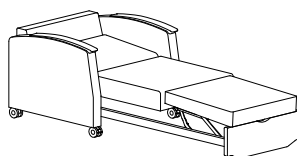
See Page 9

### To Order, Specify

1. Model Number
2. Textile
3. Finish
4. Options

### Model #

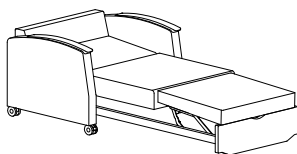
#### R1700 - 26" Sleep Chair (Standard with Casters)



COM	2	3	4	5	6	7	8	9	10
2,899	2,959	3,009	3,079	3,239	3,409	3,619	3,879	4,139	4,459

W	D	H	SW	SD	SH	BH	AH	Weight	Cub. Ft.	COM
33	34.25	34.5	26.5	19.75	21	26.5	27.25	158	39	7

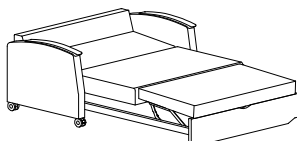
#### R1800 - 30" Sleep Chair (Standard with Casters)



COM	2	3	4	5	6	7	8	9	10
2,979	3,039	3,139	3,249	3,499	3,769	4,099	4,519	4,899	5,429

W	D	H	SW	SD	SH	BH	AH	Weight	Cub. Ft.	COM
37	34.25	34.5	30.5	19.75	21	26.5	27.25	189	39	9

#### R1900 - 46" Sleep Chair (Standard with Casters)



COM	2	3	4	5	6	7	8	9	10
3,819	3,879	3,969	4,069	4,319	4,599	4,919	5,319	5,719	6,249

W	D	H	SW	SD	SH	BH	AH	Weight	Cub. Ft.	COM
53	34.25	34.5	46.5	19.75	21	26.5	27.25	229	39	10



> Gratzi Tables..... 269

> Odeon Six Tables..... 270

> Odeon Seven Tables..... 271

# Gratzi Tables



### Product Specifications

- > Thermofoil wood grain vinyl laminated top surface
- > Black or Platinum Metal Frame Finishes
- > Standard with Adjustable Glides

### To Order, Specify

1. Model Number
2. Table Base Metal Frame Finishes
3. Table Top Finish
4. Options

### Thermofoil Table Top Finishes

\* Table Tops only available in Thermofoil

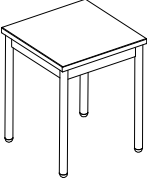
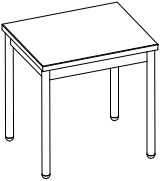
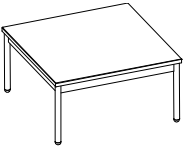
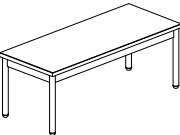
- 042T Black
- 233T Espresso
- 251T Golden Maple
- 310T Aria
- 431T Dark Cherry
- 435T Classic Cherry
- 530T Medium Maple
- 829T Baroque

### Table Base Metal Frame Finishes

- 042 Black
- 201 Platinum

### Options

- GL Leg Caps (No Upcharge)

Model		List Price	Dimensions					
	<b>GR2020</b>	20 x 20 Square End Table	699	W	D	H	Weight	Cub. Ft.
				20	20	21.25	29	7
	<b>GR2420</b>	24 x 20 Rectangular End Table	729	W	D	H	Weight	Cub. Ft.
				24	20	21.25	32	9
	<b>GR3636</b>	36 x 36 Square Magazine Table	999	W	D	H	Weight	Cub. Ft.
				36	36	16.25	66	17
	<b>GR4820</b>	20 x 48 Rectangular Magazine Table	899	W	D	H	Weight	Cub. Ft.
				48	20	16.25	52	20

# Odeon Tables

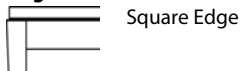
Six Collection



## Product Specifications

- > Thermofoil wood grain vinyl laminated top surface
- > Tables feature multi-step catalyzed varnish

## Edge Details



## To Order, Specify

1. Model Number
2. Table Base Finish
3. Table Top Finish
4. Options

## Thermofoil Table Top Finishes

\* Table Tops only available in Thermofoil

- 042T Black
- 233T Espresso
- 251T Golden Maple
- 310T Aria
- 431T Dark Cherry
- 435T Classic Cherry
- 530T Medium Maple
- 829T Baroque

## Table Base Wood Finishes

See Page 9

## Options

- NSG1 Four Non-Skid Glides (Add \$19)

## Model

## List Price

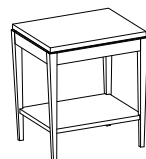
## Dimensions



**OT6E2020B1** 20 x 20 Square End Table

869

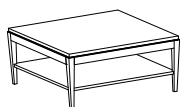
W	D	H	Weight	Cub. Ft.
20	20	21	35	10



**OT6E2420B3** 24 x 20 Rectangular End Table

899

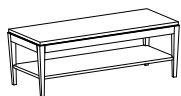
W	D	H	Weight	Cub. Ft.
24	20	21	39	11



**OT6M3636B4** 36 x 36 Square Magazine Table

1,159

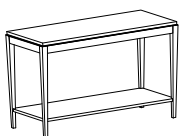
W	D	H	Weight	Cub. Ft.
36	36	16	70	24



**OT6M4820B2** 20 x 48 Rectangular Magazine Table

1,069

W	D	H	Weight	Cub. Ft.
48	20	16	54	15



**OT6C4820B2** 20 x 48 Rectangular Console Table

1,199

W	D	H	Weight	Cub. Ft.
48	20	29	53	22

# Odeon Tables

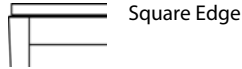
Seven Collection

## Product Specifications

- > Thermofoil wood grain vinyl laminated top surface
- > Tables feature multi-step catalyzed varnish



### Edge Details



Square Edge

## Thermofoil Table Top Finishes

\* Table Tops only available in Thermofoil

- 042T Black
- 233T Espresso
- 251T Golden Maple
- 310T Aria
- 431T Dark Cherry
- 435T Classic Cherry
- 530T Medium Maple
- 829T Baroque

## Table Base Wood Finishes

See Page 9

**Options** Four Non-Skid Glides (Add \$19)  
NSG1

### To Order, Specify

1. Model Number
2. Table Base Finish
3. Table Top Finish
4. Options



### Model

**OT7E2020B1**

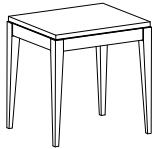
20 x 20 Square End Table

### List Price

849

### Dimensions

W	D	H	Weight	Cub. Ft.
20	20	21	31	10



**OT7E2420B3**

24 x 20 Rectangular End Table

879

W	D	H	Weight	Cub. Ft.
24	20	21	34	11



**OT7M3636B4**

36 x 36 Square Magazine Table

1,059

W	D	H	Weight	Cub. Ft.
36	36	16	59	24

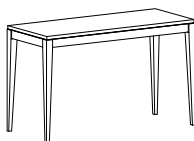


**OT7M4820B2**

20 x 48 Rectangular Magazine Table

1,059

W	D	H	Weight	Cub. Ft.
48	20	16	45	15



**OT7C4820B2**

20 x 48 Rectangular Console Table

1,109

W	D	H	Weight	Cub. Ft.
48	20	29	48	22

## Notes



**Knú Contract | La-Z-Boy Contract**

**P. O. Box 9 | Ferdinand, IN 47532**

**Phone 812.367.2068 | Fax: 812.367.2493**

**customerservice@getknu.com**

**getknu.com | lzbcontract.com**

